chapter1partb

1. This question is a long free-response question. Show your work for each part of the question. (15 points, suggested time 25 minutes)

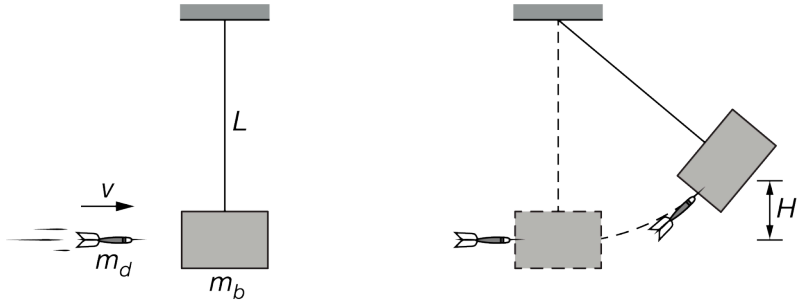

A dart with mass m_d is launched toward a block of mass m_b that is suspended from a string of length *L*, as shown at left above. The dart is moving horizontally with speed *v* immediately before it strikes the block and remains embedded. The dart-block system then swings up to a point at which its center of mass reaches a maximum height *H* above its starting position, as shown at right above. The block's mass m_b is greater than the dart's mass m_d.

(a) Indicate which object, the dart or the block, if either, experiences an impulse of larger magnitude during the collision. If the impulse is the same magnitude for both objects, state this explicitly. Briefly explain your reasoning.

(b) If the speed of the dart as it embeds itself into the block is greater than *v*, how would the maximum height reached by the center of mass of the dart-block system compare to *H* ? Explain your response without deriving or manipulating equations.

Two students are discussing the motion of the dart-block system at the instant it reaches height *H*. The students make the following statements:

Student 1: The speed of the system at height *H* is zero. Since it is moving in circular motion and centripetal acceleration is given by $a_c = \frac{v^2}{r}$, the acceleration must also be zero.

Student 2: The acceleration of the system at height *H* can't be zero, or the system would not swing back down. The acceleration must be equal to *g* at height *H*.

(c) Which underlined phrase or phrases, if either, are ***correct*** about student 1's statement? If neither phrase is ***correct***, write "none."

(d) Which underlined phrase or phrases, if either, are ***incorrect*** about student 1's statement? If neither phrase is ***incorrect***, write "none."

(e) Which underlined phrase or phrases, if either, are ***correct*** about student 2's statement? If neither phrase is ***correct***, write "none."

(f) Which underlined phrase or phrases, if either, are ***incorrect*** about student 2's statement? If neither phrase is ***incorrect***, write "none."

(g) The students correctly derive an equation for the maximum height: $H = \frac{1}{2g}\left(\frac{m_d v}{m_d + m_b}\right)^2$. Explain how this equation supports your claim in part (b).

chapter1partb

The students perform several experimental trials. In each trial, a different speed v is used, and the resulting maximum height reached by the center of mass of the dart-block system is measured.

(h) Which quantities could the students graph to produce a straight line whose slope can be used to find the acceleration due to gravity, g ?

After the collision, the dart-block system is then allowed to swing freely, and the students produce the graph shown below at left, labeled Group 1, of the vertical position of the center of mass of the dart-block system as a function of time. A second group of students makes a single change to the setup and then repeats the experiment. Their graph, labeled Group 2, of the vertical position of the center of mass of the dart-block system as a function of time is shown below at right.

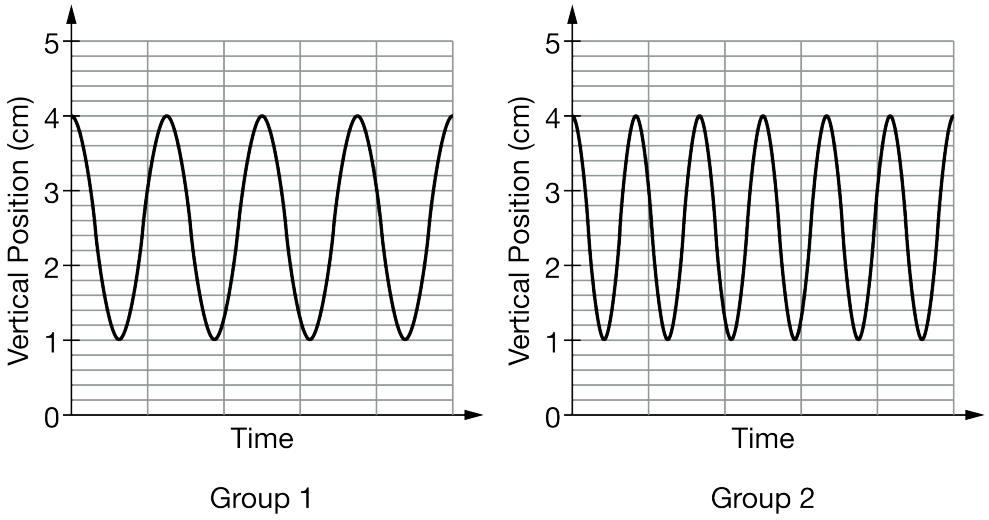

Note: The time scale is the same for both graphs.

(i) Indicate the single difference in either the dart mass, initial dart speed, block mass, or string length between group 1's setup and group 2's setup that could lead to the difference between the two graphs. Justify your answer.

chapter1partb

2.

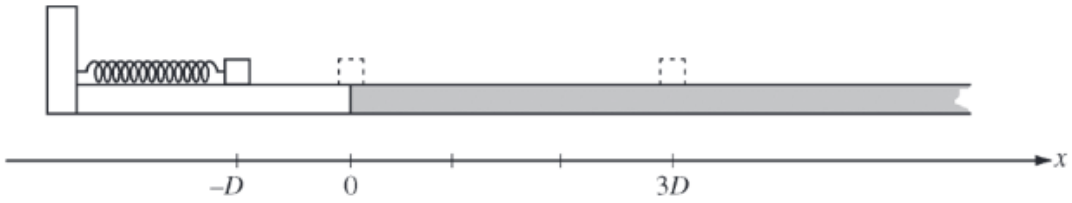

A block is initially at position x = 0 and in contact with an uncompressed spring of negligible mass. The block is pushed back along a frictionless surface from position *x = 0 to x = -D*, as shown above, compressing the spring by an amount $\Delta x = D$. The block is then released. At *x = 0* the block enters a rough part of the track and eventually comes to rest at position *x = D*. The coefficient of kinetic friction between the block and the rough track is μ.

(a) On the axes below, sketch and label graphs of the following two quantities as a function of the position of the block between x = -D and x = 3D. You do not need to calculate values for the vertical axis, but the same vertical scale should be used for both quantities.

i. The kinetic energy *K* of the block

ii. The potential energy *U* of the block-spring system

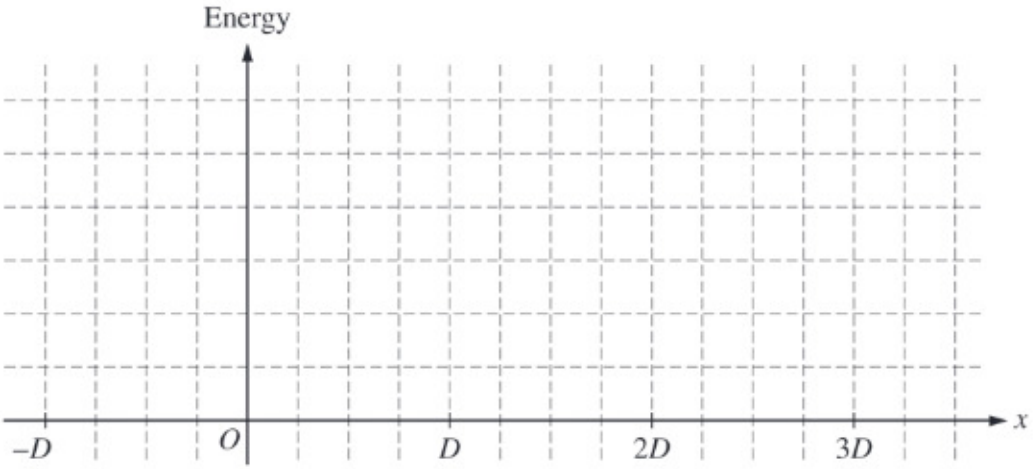

The spring is now compressed twice as much, to $\Delta x = 2D$. A student is asked to predict whether the final position of the block will be twice as far at *x = 6D*. The student reasons that since the spring will be compressed twice as much as before, the block will have more energy when it leaves the spring, so it will slide farther along the track before stopping at position *x = 6D*.

b)

i. Which aspects of the student's reasoning, if any, are correct? Explain how you arrived at your answer.

chapter1partb

ii. Which aspects of the student's reasoning, if any, are incorrect? Explain how you arrived at your answer.

(c) Use quantitative reasoning, including equations as needed, to develop an expression for the new final position of the block. Express your answer in terms of D.

(d) Explain how any correct aspects of the student's reasoning identified in part (b) are expressed by your mathematical relationships in part (c). Explain how your relationships in part (c) correct any incorrect aspects of the student's reasoning identified in part (b). Refer to the relationships you wrote in part (c), not just the final answer you obtained by manipulating those relationships.

chapter1partb

3. This question is a long free-response question. Show your work for each part of the question. (15 points, suggested time 25 minutes)

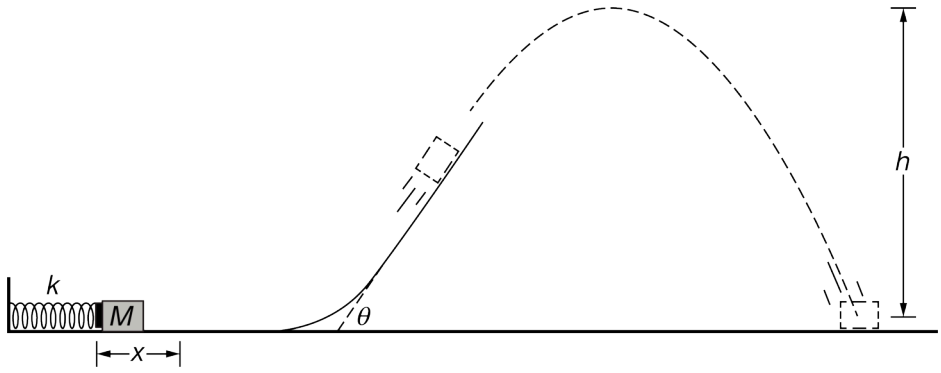

A box is pressed against a horizontal spring, compressing the spring from its relaxed length. The box is then released, and the spring launches the box horizontally along a track that ends in a ramp, as shown above. The box has enough speed to leave the ramp, and the box reaches a maximum vertical height above the floor. Assume there is negligible friction between the box and the track and air resistance is negligible.

k is the spring constant of the spring.
x is the distance the spring is compressed.
M is the mass of the box.
θ (theta) is the angle of the ramp from the horizontal.
h is the maximum height reached by the box.

The scenario is repeated using a stiffer spring with a spring constant that has a greater value for k than that of the original spring. The stiffer spring is compressed the same distance x, and the same box is used.

(a) Indicate how using a stiffer spring would affect the maximum height reached by the box, and explain why without mathematically deriving a relation for h.

(b) Students derive an equation for the maximum height, $h = \frac{(\sin^2\theta)kx^2}{2Mg}$, which may or may not be correct. Is this equation consistent with your claim in part (a)? Explain why or why not.

Two students are discussing the motion of the box when it is at its maximum height and make the following statements:

Student 1: The speed of the block at its maximum height is zero because the kinetic energy is a minimum at the top of the trajectory.

Student 2: Only the vertical component of the velocity is zero at the maximum height, because the vertical component of the acceleration is zero at the top of the trajectory.

(c) Which underlined phrase or phrases in student 1's statement are ***correct***, if either? If neither phrase is ***correct***, write "none."

(d) Which underlined phrase or phrases in student 1's statement are ***incorrect***, if either? If neither phrase is ***incorrect***, write "none."

(e) Which underlined phrase or phrases in student 2's statement are ***correct***, if either? If neither phrase is ***correct***, write "none."

(f) Which underlined phrase or phrases in student 2's statement are ***incorrect***, if either? If neither phrase is ***incorrect***, write "none."

(g) Consider the system consisting of the box and the spring, but not Earth. How does the energy of the system when the spring is fully compressed compare to the energy of the system at the moment immediately before the box hits the ground? Justify your answer.

(h) If the friction between the track and the box were not negligible, state one way in which the setup could be changed such that the maximum height of the box was the same as in the original setup.

The graph below shows the horizontal component of the displacement of the box as a function of time. The graph represents the entire time the box is in the air after the box is launched from the ramp at an angle θ to the horizontal.

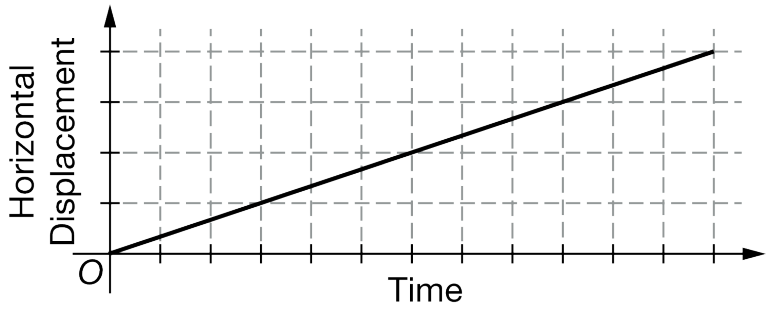

(i) How would the slope of the graph be different, if at all, if the ramp angle were larger than θ, but less than 90 degrees, and the height of the end of the ramp were the same? Justify your response.

chapter1partb

4. This question is a long free-response question. Show your work for each part of the question. (15 points, suggested time 25 minutes)

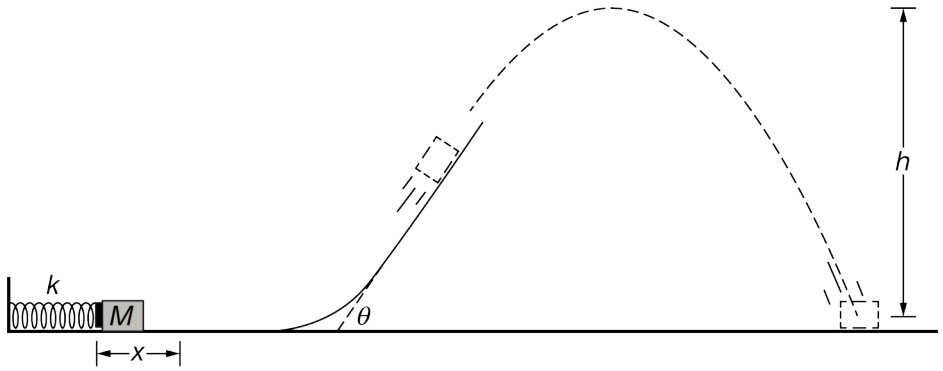

A box is pressed against a horizontal spring, compressing the spring from its relaxed length. The box is then released and the spring launches the box horizontally along a track that ends in a ramp, as shown above. The box has enough speed to leave the ramp, and the box reaches a maximum vertical height above the floor. Assume there is negligible friction between the box and the track and air resistance is negligible.

k is the spring constant of the spring.
x is the distance the spring is compressed.
M is the mass of the box.
θ (theta) is the angle of the ramp from the horizontal.
h is the maximum height reached by the box.

The scenario is repeated with the box compressing the spring a distance that is larger than the original distance x.

(a) Indicate how h in this second scenario compares to h in the original scenario, and explain why without mathematically deriving a relation for h.

(b) Students derive an equation for the maximum height h in the original scenario, $h = \frac{(\sin^2\theta)kx^2}{2Mg}$, which may or may not be correct. Is this equation consistent with your claim in part (a)? Explain why or why not.

chapter1partb

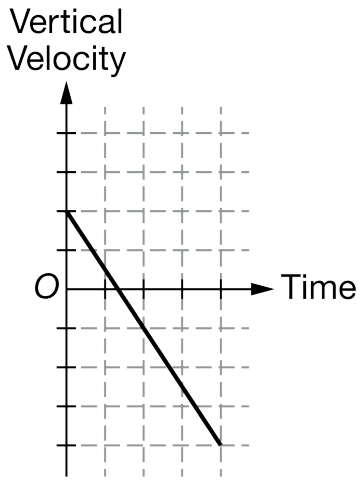

Two students, student 1 and student 2, are discussing the graph shown above, which shows the vertical component of the velocity of the box from when it leaves the ramp to immediately before it hits the floor. The students make the following statements.

Student 1: This graph shows that the vertical acceleration of the box is constant, and that the box's speed decreases for the entire time shown.

Student 2: The area between the graph and the time axis is the box's vertical displacement, but the graph is incorrect because the positive displacement should be equal to the negative displacement.

(c) Which underlined phrase or phrases in student 1's statement are ***correct***, if either? If neither phrase is ***correct***, write "none."

(d) Which underlined phrase or phrases in student 1's statement are ***incorrect***, if either? If neither phrase is ***incorrect***, write "none."

(e) Which underlined phrase or phrases in student 2's statement are ***correct***, if either? If neither phrase is ***correct***, write "none."

(f) Which underlined phrase or phrases in student 2's statement are ***incorrect***, if either? If neither phrase is ***incorrect***, write "none."

(g) Consider the system consisting of only the box, but not the spring or Earth. How does the energy of the system when the spring is fully compressed compare to the energy of the system at the moment immediately before the box hits the ground? Justify your answer.

The angle of the ramp is changed such that it is larger than θ but less than 90 degrees, while the height of the end of the ramp remains the same.

(h) How would the maximum height of the box compare to the original scenario in which the ramp angle was equal to θ ? Justify your answer.

(i) Would the slope of the graph of vertical velocity as a function of time shown above part (c) be different for this scenario in which the box is launched from the larger angle? Justify your response.

chapter1partb

5. This question is a long free-response question. Show your work for each part of the question. (15 points, suggested time 25 minutes)

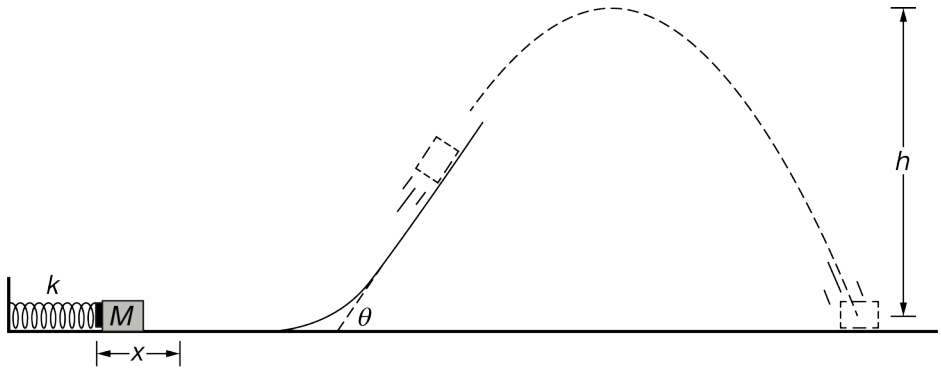

A box is pressed against a horizontal spring, compressing the spring from its relaxed length. The box is then released and the spring launches the box horizontally along a track that ends in a ramp, as shown above. The box has enough speed to leave the ramp, and the box reaches a maximum vertical height above the floor. Assume there is negligible friction between the box and the track and air resistance is negligible.

k is the spring constant of the spring.
x is the distance the spring is compressed.
M is the mass of the box.
θ (theta) is the angle of the ramp from the horizontal.
h is the maximum height reached by the box.

The scenario is repeated using a different box with a greater mass. The spring is compressed the same distance x.

(a) Indicate how h in this second scenario compares to h in the original scenario, and explain why without mathematically deriving a relation for h.

(b) Students derive an equation for h in the original scenario, $h = \frac{(\sin^2\theta)kx^2}{2Mg}$, which may or may not be correct. Is this equation consistent with your claim in part (a)? Explain why or why not.

Two students are discussing the work done on the system consisting of only the box between the instant just before the spring begins accelerating the box and the instant the box reaches the end of the ramp. The students make the following statements.

Student 1: At first, the mechanical energy of the system increases because the spring does positive work on the system. Then, the mechanical energy of the system increases again as the box travels up the ramp because the box's potential energy increases.

Student 2: The mechanical energy of the system remains constant while the spring pushes the box because the work done on the box by the spring cancels the work done by the spring on the box. Then, when the block is on the ramp, the mechanical energy of the system decreases because the box slows down.

(c) Which underlined phrase or phrases in student 1's statement are ***correct***, if either? If neither phrase is ***correct***,

write “none.”

(d) Which underlined phrase or phrases in student 1’s statement are ***incorrect***, if either? If neither phrase is ***incorrect***, write “none.”

(e) Which underlined phrase or phrases in student 2’s statement are ***correct***, if either? If neither phrase is ***correct***, write “none.”

(f) Which underlined phrase or phrases in student 2’s statement are ***incorrect***, if either? If neither phrase is ***incorrect***, write “none.”

(g) Does the mechanical energy of the box-spring-Earth system increase, decrease, or remain the same from the moment the spring is released until just before the box hits the ground? Justify your answer.

(h) If air resistance were not negligible, how would that affect your answer to part (g), if at all? Justify your answer.

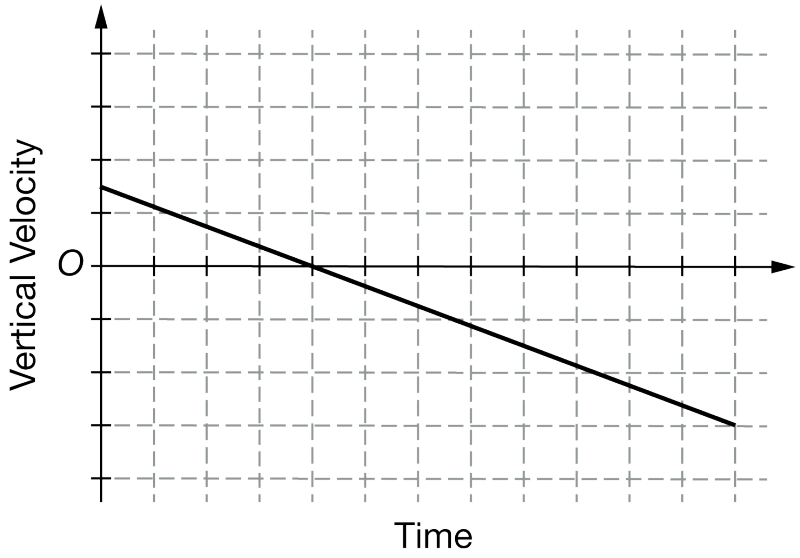

(i) The graph above shows the vertical component of the velocity of the box as a function of time. The graph represents the entire time the box is in the air when the box is launched from the ramp at an angle θ to the horizontal. How would the total area under the curve be different, if at all, if the ramp angle θ were increased but still less than 90 degrees, without changing the height of the end of the ramp?

chapter1partb

6.

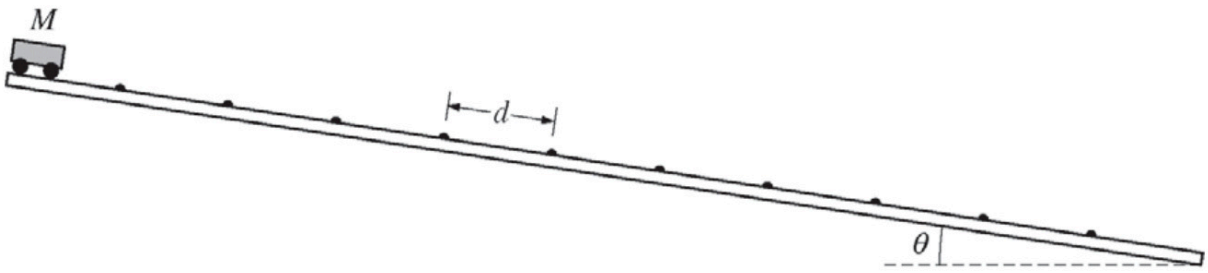

Note: Figure not drawn to scale.

A long track, inclined at an angle θ to the horizontal, has small speed bumps on it. The bumps are evenly spaced a distance d apart, as shown in the figure above. The track is actually much longer than shown, with over 100 bumps. A cart of mass M is released from rest at the top of the track. A student notices that after reaching the 40th bump the cart's average speed between successive bumps no longer increases, reaching a maximum value v_{avg}. This means the time interval taken to move from one bump to the next bump becomes constant.

a. Consider the cart's motion between bump 41 and bump 44.

   i. In the figure below, sketch a graph of the cart's velocity v as a function of time from the moment it reaches bump 41 until the moment it reaches bump 44.

   ii. Over the same time interval, draw a dashed horizontal line at $v = v_{avg}$. Label the line"v_{avg}"

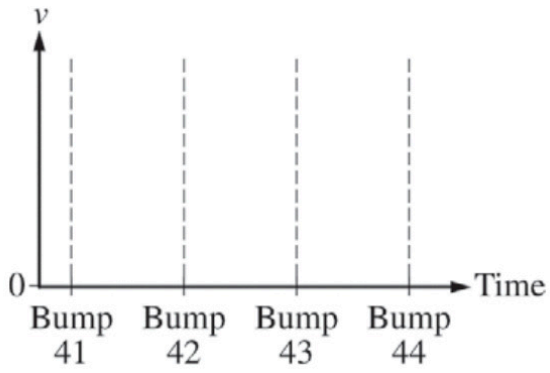

b. Suppose the distance between the bumps is increased but everything else stays the same. Is the maximum speed of the cart now greater than, less than, or the same as it was with the bumps closer together?

   ____Greater than ____Less than ____The same as

   Briefly explain your reasoning.

c. With the bumps returned to the original spacing, the track is tilted to a greater ramp angle θ. Is the maximum speed of the cart greater than, less than, or the same as it was when the ramp angle was smaller?

____Greater than ____Less than ____The same as

Briefly explain your reasoning.

d. Before deriving an equation for a quantity such as v_{avg} , it can be useful to come up with an equation that is intuitively expected to be true. That way, the derivation can be checked later to see if it makes sense physically. A student comes up with the following equation for the cart's maximum average speed: $v_{avg} = C\frac{Mg\sin\theta}{d}$, where C is a positive constant.

i. To test the equation, the student rolls a cart down the long track with speed bumps many times in front of a motion detector. The student varies the mass M of the cart with each trial but keeps everything else the same. The graph shown below is the student's plot of the data for v_{avg} as a function of M.

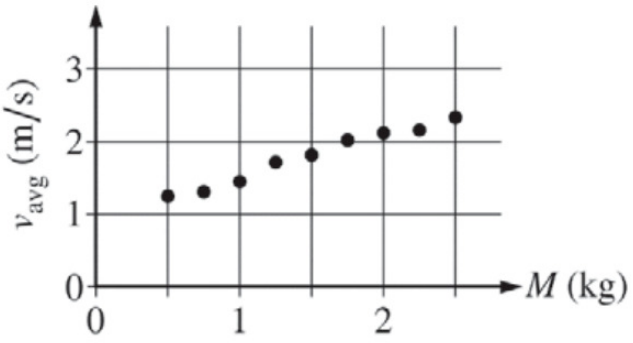

Are these data consistent with the student's equation?

____Yes ____No

Briefly explain your reasoning.

ii. Another student suggests that whether or not the data above are consistent with the equation, the equation could be incorrect for other reasons. Does the equation make physical sense?

____Yes ____No

Briefly explain your reasoning.

chapter1partb

7. This question is a long free-response question. Show your work for each part of the question. (15 points, suggested time 25 minutes)

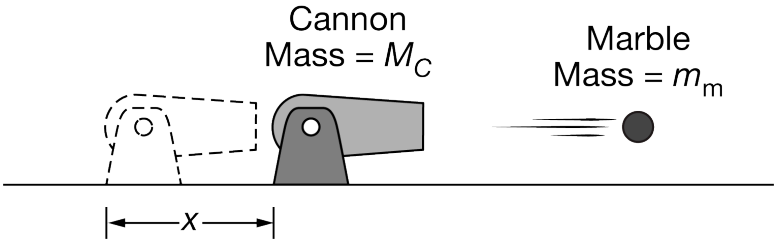

Note: Figure not drawn to scale.

Students launch marbles of mass m_{m} horizontally from a toy cannon of mass M_C, where M_C is always greater than m_{m}, as shown above. Each time a marble is launched, the cannon slides backward before coming to rest. The coefficient of kinetic friction between the cannon and the ground is μ (mu). For each launch, the students use a new marble with a different mass launched at the same speed v relative to the ground. The students record the distance x the cannon slides backward for each launch.

(a) Without manipulating equations, briefly describe what happens to the distance x that the cannon slides backward as students increase the mass of the marble. Explain your reasoning.

(b) Students find the following equation on the Internet to describe the distance x that the cannon slides backward: $x = \frac{m_{\mathrm{m}}^2 v^2}{2g\mu M_C^2}$. Whether or not the equation is correct, is it consistent with your prediction in part (a)? Briefly justify your answer.

(c) Without manipulating or stating equations, briefly describe whether it would take more work to stop the marble or to stop the cannon after the marble has been launched. Justify your answer.

(d) Students correctly derive the following equation relating the work W done on an object initially at rest, the momentum p of the object, and the mass m of the object: $W = \frac{p^2}{2m}$. Is this equation consistent with your description in part (c)? Justify your answer.

Students then discuss the mechanical energy of the marble-cannon system during the short time interval in which the marble is accelerated inside the cannon and make the following claims:

Student 1: The cannon is pushing the marble forward, and the marble is pushing back with equal and opposite force. Since the work done by the cannon cancels out the work done by the marble, the mechanical energy of the system is constant.

Student 2: The mechanical energy of the system increases while the marble is being accelerated. The marble gains kinetic energy to the right, and the cannon gains an equal amount of kinetic energy to the left.

(e) Which underlined phrase or phrases in student 1's statement are ***correct***, if either? If neither phrase is ***correct***, write "none."

(f) Which underlined phrase or phrases in student 1's statement are ***incorrect***, if either? If neither phrase is

incorrect, write "none."

(g) Which underlined phrase or phrases in student 2's statement are ***correct***, if either? If neither phrase is ***correct***, write "none."

(h) Which underlined phrase or phrases in student 2's statement are ***incorrect***, if either? If neither phrase is ***incorrect***, write "none."

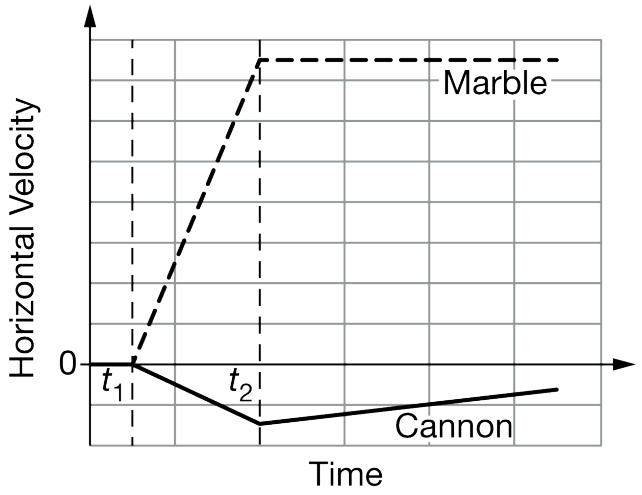

The graph above shows the horizontal component of the velocity of the marble (dashed line) and the cannon (solid line) relative to the ground. Before time t_1 the marble-cannon system is at rest. At time t_1 the marble begins accelerating within the cannon, and at time t_2 the marble leaves the cannon.

(i) Provide three pieces of evidence that together explain why the magnitude of the rate of change of the cannon's velocity is less than the magnitude of the rate of change of the marble's velocity during the time interval from t_1 to t_2.

chapter1partb

8. This question is a long free-response question. Show your work for each part of the question. (15 points, suggested time 25 minutes)

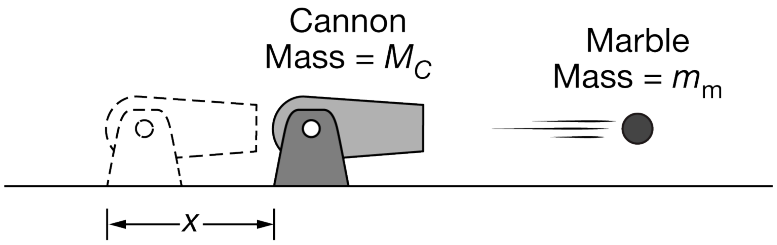

Note: Figure not drawn to scale.

Students launch identical marbles of mass m_{m} horizontally from a toy cannon of varying mass M_C, where M_C is always greater than m_{m}, as shown above. The students can attach weights to the cannon to change M_C. Each time a marble is launched, the cannon slides backward before coming to rest. The coefficient of kinetic friction between the cannon and the ground is μ (mu). For each launch, the students vary the mass of the cannon and launch a marble with the same speed v relative to the ground. The students record the distance x that the cannon slides backward.

(a) Without manipulating equations, explain how the distance x that the cannon slides backward changes, if at all, when marbles are launched from more massive cannons.

(b) Students find the following equation on the Internet to describe the distance x that the cannon slides backward: $x = \frac{m_{\text{m}}^2 v^2}{2g\mu M_C^2}$. Whether or not the equation is correct, is it consistent with your prediction in part (a)? Briefly justify your answer.

(c) If constant horizontal forces were exerted over the same distance on the cannon and on the marble after the launch, which object would require a force with a greater magnitude to completely stop it? Without manipulating or referencing equations, briefly explain your reasoning.

(d) Students correctly derive the following equation relating the force F exerted on an object initially at rest over a distance d, the mass m of the object, and the final momentum p of the object: $F = \frac{p^2}{2md}$. Is this equation consistent with your description in part (c)? Justify your answer.

Students then discuss the mechanical energy of the marble after it has been launched by the cannon but before it reaches the ground. Both students agree that air resistance is negligible and make the following claims.

Student 1: The mechanical energy of the marble is constant. There are no external forces exerted on the marble, so its energy does not change.

Student 2: The mechanical energy decreases as the marble falls. This happens because the gravitational force is doing work on the marble.

(e) Which underlined phrase or phrases in student 1's statement are ***correct***, if either? If neither phrase is ***correct***, write "none."

chapter1partb

(f) Which underlined phrase or phrases in student 1's statement are ***incorrect***, if either? If neither phrase is ***incorrect***, write "none."

(g) Which underlined phrase or phrases in student 2's statement are ***correct***, if either? If neither phrase is ***correct***, write "none."

(h) Which underlined phrase or phrases in student 2's statement are ***incorrect***, if either? If neither phrase is ***incorrect***, write "none."

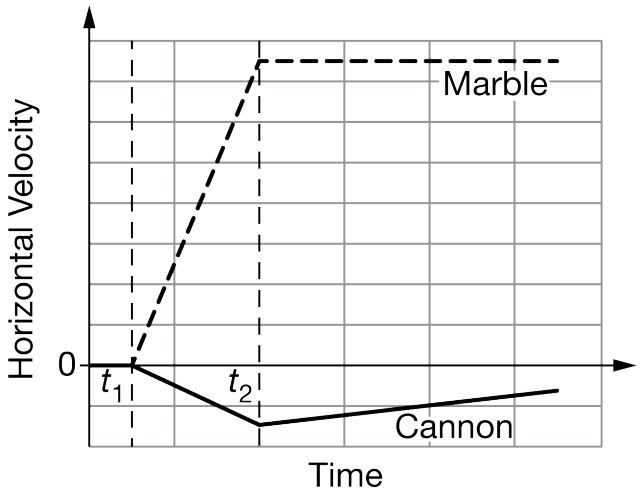

The graph above shows the horizontal component of the velocity of the marble (dashed line) and the cannon (solid line) relative to the ground. Before time t_1 the marble-cannon system is at rest. At time t_1 the marble begins accelerating within the cannon, and at time t_2 the marble leaves the cannon.

(i) Describe the motion of the center of mass of the marble-cannon system during the time interval from t_1 to t_2. Explain your reasoning.

chapter1partb

9. This question is a long free-response question. Show your work for each part of the question. (15 points, suggested time 25 minutes)

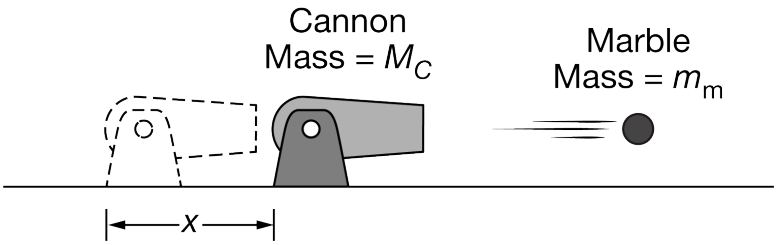

Note: Figure not drawn to scale.

Students launch identical marbles of mass m_{m} horizontally from a toy cannon of mass M_C, where $M_C > m_{\mathrm{m}}$, as shown above. The cannon can be adjusted to change the launch speed v of the marble relative to the ground. Each time a marble is launched, the cannon slides backward before coming to rest. The coefficient of kinetic friction between the cannon and the ground is μ (mu). For each launch, the students vary the launch speed v and record the distance x the cannon slides backward for each launch speed.

(a) Without manipulating equations, briefly describe what happens to the distance x that the cannon slides backward as students increase the launch speed. Explain your reasoning.

(b) Students find the following equation on the Internet to describe the distance x that the cannon slides backward: $x = \frac{m_{\mathrm{m}}^2 v^2}{2g\mu M_C^2}$. Whether or not the equation is correct, is it consistent with your prediction in part (a)? Briefly justify your answer.

(c) Without manipulating or stating equations, briefly describe whether the cannon or the marble has more kinetic energy immediately after the marble leaves the cannon. Justify your answer.

(d) Students correctly derive an equation relating the kinetic energy K, the momentum p, and the mass m of an object: $K = \frac{p^2}{2m}$. Is this equation consistent with your description in part (c)? Justify your answer.

Students then discuss the mechanical energy of the marble after it has been launched by the cannon but before it reaches the ground. Both students agree that air resistance is negligible and make the following claims.

Student 1: There are two external forces exerted on the marble while it is in the air, the gravitational force and the force exerted by the cannon. Therefore, the mechanical energy of the marble changes while it is in the air.

Student 2: The cannon does not exert a force on the marble after the launch. Therefore, the mechanical energy of the marble is constant.

(e) Which underlined phrase or phrases in student 1's statement are ***correct***, if either? If neither phrase is ***correct***, write "none."

(f) Which underlined phrase or phrases in student 1's statement are ***incorrect***, if either? If neither phrase is ***incorrect***, write "none."

(g) Which underlined phrase or phrases in student 2's statement are ***correct***, if either? If neither phrase is ***correct***, write "none."

(h) Which underlined phrase or phrases in student 2's statement are ***incorrect***, if either? If neither phrase is ***incorrect***, write "none."

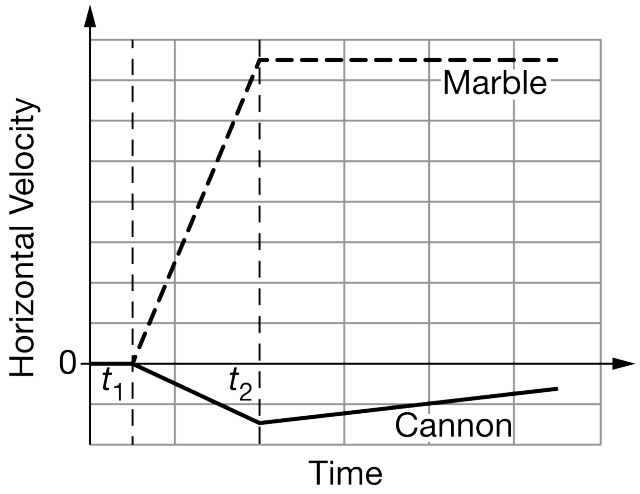

The graph above shows the horizontal component of the velocity for the marble (dashed line) and the cannon (solid line) relative to the ground. Before time t_1 the marble-cannon system is at rest. At time t_1 the marble begins accelerating within the cannon, and at time t_2 the marble leaves the cannon.

(i) Describe how to find the change in the distance between the center of mass of the cannon and the center of mass of the marble from time t_1 to time t_2. Assume that before time t_1 the center of mass of the marble is at the same position as the center of mass of the cannon.

chapter1partb

10.

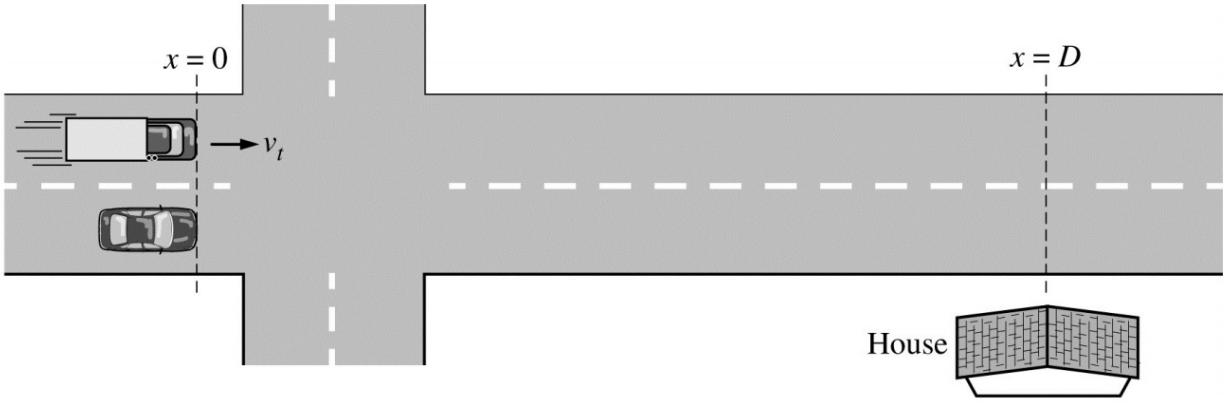

A car is stopped at a traffic light. The light turns green, and at time t = 0 the car starts moving and travels with a constant acceleration. At that instant a truck traveling at constant speed v_t is alongside the car, with the front of each vehicle at position x = 0 , as shown above. The truck passes the car, but the car later catches up to the truck in front of a house, such that at time t_D the front of each vehicle is at position x = D.

a. On the axes below, sketch and label graphs of the velocity of the car and the velocity of the truck as a function of time. Indicate any important velocities or times.

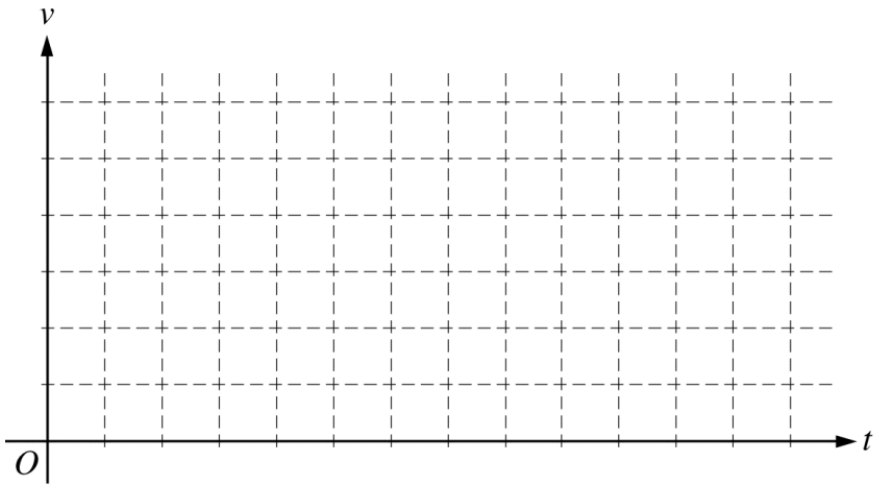

b. Two students are discussing how the speed of the car compares to the speed of the truck when both vehicles are in front of the house.

Student 1 says, “The distance traveled by the car and the truck is the same, and the time is the same, so they must have the same speed.”

Student 2 says, “I don’t see how that can be. The car catches up to the truck, so the car has to be going faster.”

i. Which aspects of Student 1’s reasoning, if any, are correct? Support your answer in terms of relevant features of your graphs in part (a).

ii. Which aspects of Student 2's reasoning, if any, are correct? Support your answer in terms of relevant features of your graphs in part (a).

c. Derive an expression for the acceleration of the car. Express your answer in terms of D and v_t

d. Determine the time at which the speed of the car is equal to the speed v_t of the truck. Express your answer in terms of t_D. Justify your answer.

chapter1partb

11.

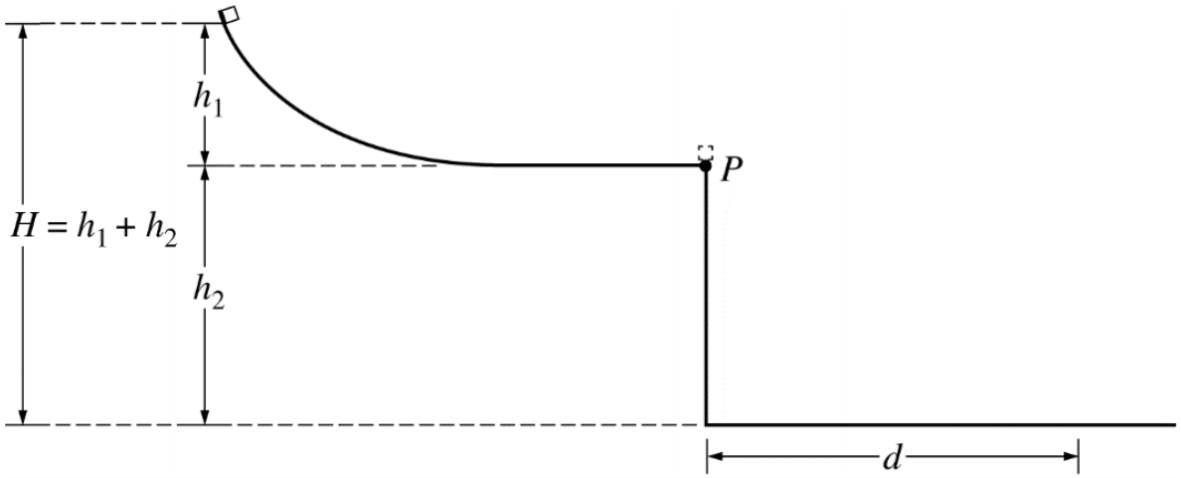

A student releases a block of mass m from rest at the top of a slide of height h_1. The block moves down the slide and off the end of a table of height h_2 , landing on the floor a horizontal distance d from the edge of the table. Friction and air resistance are negligible. The overall height H of the setup is determined by the height of the room. Therefore, if h_1 is increased, h_2 must decrease by the same amount so that the sum $h_1 + h_2$ remains equal to H. The student wants to adjust h_1 and h_2 to make d as large as possible.

a. i. Without using equations, explain why making h_1 very small would cause d to be small, even though h_2 would be large.

ii. Without using equations, explain why making h_2 very small would cause d to be small, even though h_1 would be large

b. Derive an equation for d in terms of h_1, h_2, m, and physical constants, as appropriate.

c. i. Write the equation or step in your derivation in part (b) (not your final answer) that supports your reasoning in part (a)i.

Briefly explain your choice.

ii. Write the equation or step in your derivation in part (b) (not your final answer) that supports your reasoning in part (a)ii.

Briefly explain your choice.

d. If the experiment is repeated on the Moon without changing h_1 or h_2 , will the new landing distance d be greater than, less than, or the same as the landing distance when the experiment is performed on Earth?

_____Greater than _____Less than _____The same as

Briefly explain your choice.

chapter1partb

12. This question is a long free-response question. Show your work for each part of the question. (15 points, suggested time 25 minutes)

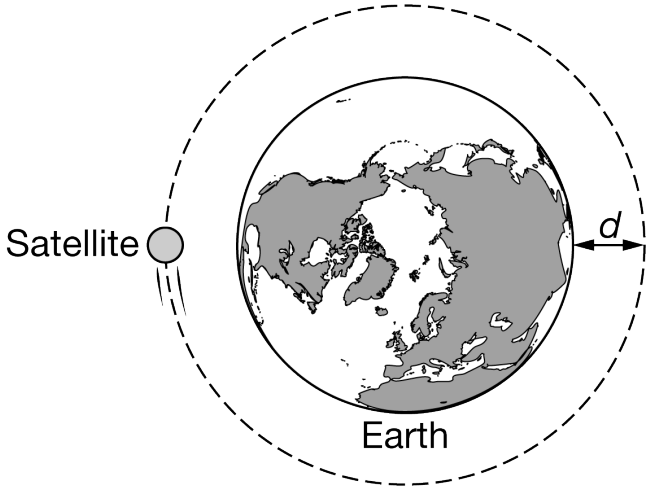

Note: Figure not drawn to scale.

A satellite is traveling around Earth in a circular orbit at a constant speed v and at a constant distance d from Earth's surface, as shown above.

An identical satellite is set into orbit around a new planet. The new planet has the same radius as the radius of Earth but is significantly more massive than Earth. The satellite orbits the same distance d from the surface of the new planet.

(a) Is the speed of the satellite orbiting the new planet greater than, less than, or the same as the speed of the satellite orbiting Earth? Explain your reasoning.

Students find the following equation on the Internet to describe circular orbits in general. The equation may or may not be correct.

$$\frac{MT^2}{R^3} = C$$

In the equation above

M is the mass of a planet;
T is the orbital period of a satellite in a circular orbit;
R is the distance from the planet's center to the satellite; and
C is a constant with appropriate units.

(b) Is this equation consistent with your reasoning in part (a)? Explain your reasoning.

chapter1partb

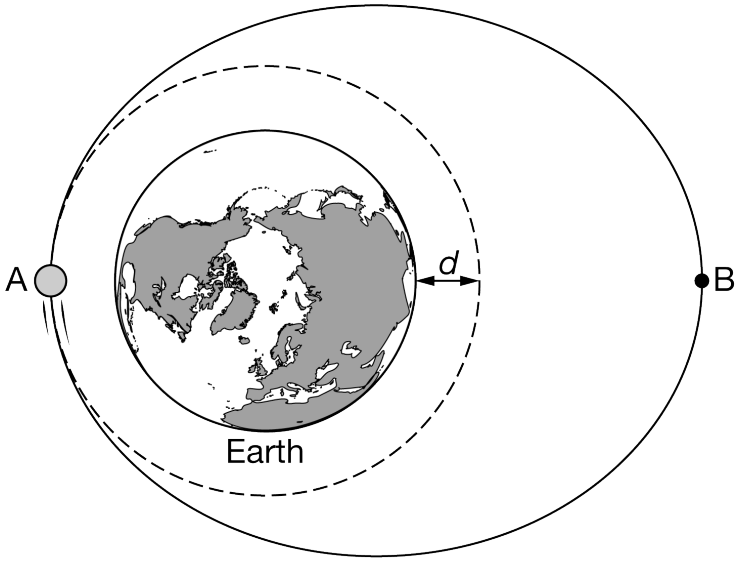

Note: Figure not drawn to scale.

The original satellite is orbiting clockwise around Earth. When the satellite is at point A in the above figure, it fires a thruster (which exerts a force on the satellite) for a short time, modifying the orbital path. The dashed line in the figure shows the original orbit of the satellite, and the solid line shows the modified orbit.

(c) Consider the force exerted by the thruster at point A that modifies the satellite's orbit from the dashed-line original orbit to the solid-line new orbit. Was the force exerted in the same direction as, in the opposite direction of, or perpendicular to the satellite's velocity at point A? Explain your answer.

The satellite has now been in its new orbit for a long time. Two students are discussing the satellite in its new clockwise, elliptical orbit as it travels from point A to point B, and state the following:

Student 1: The satellite is moving faster at point A because the satellite's angular momentum is greater at point A than at point B.

Student 2: The satellite is moving faster at point B because the gravitational potential energy of the satellite-Earth system is higher at point B than at point A.

(d) Which underlined phrase or phrases in student 1's statement are ***correct***, if either? If neither phrase is ***correct***, write "none."

(e) Which underlined phrase or phrases in student 1's statement are ***incorrect***, if either? If neither phrase is ***incorrect***, write "none."

(f) Which underlined phrase or phrases in student 2's statement are ***correct***, if either? If neither phrase is ***correct***, write "none."

(g) Which underlined phrase or phrases in student 2's statement are ***incorrect***, if either? If neither phrase is ***incorrect***, write "none."

In each of the graphs shown below, the vertical axis represents a quantity that could be related to the satellite and/or Earth while the satellite is in the new elliptical orbit. The horizontal axis represents the position of the satellite as it completes one elliptical orbit, starting and ending at point A.

chapter1partb

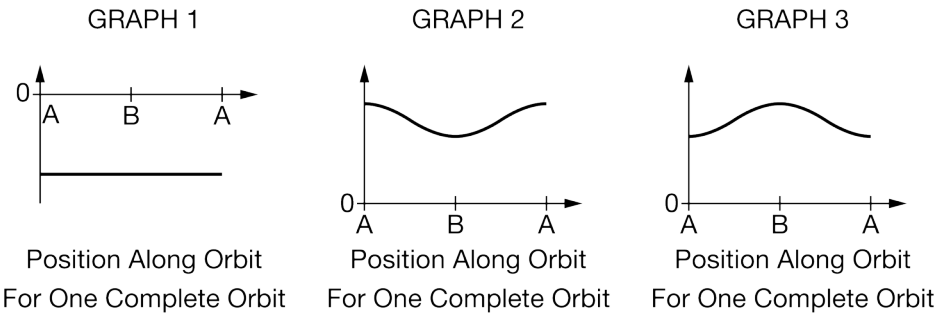

(h) Which of the above graphs best represents the magnitude of the gravitational field at the location of the satellite as it orbits? Briefly explain your reasoning.

(i) Which of the above graphs best represents the total mechanical energy of the satellite-Earth system as the satellite orbits? Briefly explain your reasoning.

chapter1partb

13. This question is a long free-response question. Show your work for each part of the question. (15 points, suggested time 25 minutes)

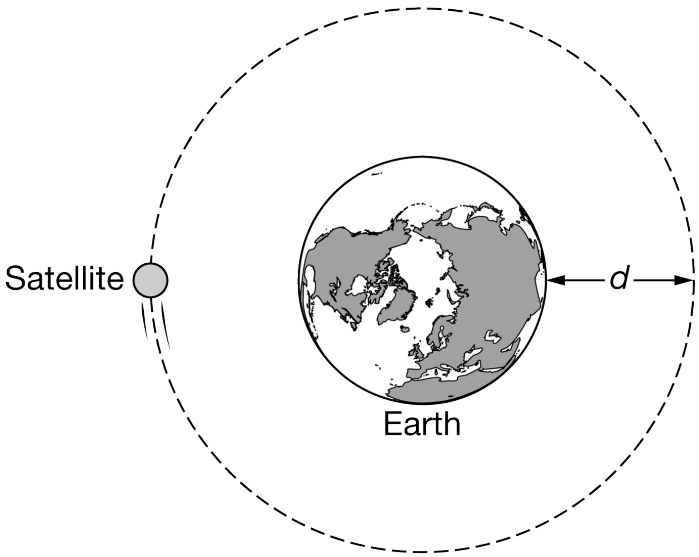

Note: Figure not drawn to scale.

A satellite is traveling around Earth in a circular orbit at a constant speed v and at a constant distance d from Earth's surface, as shown above.

An identical satellite is set into orbit around a new planet. The new planet's radius is the same as the radius of Earth but is significantly more massive than Earth. The satellite orbits the new planet with the same orbital period.

(a) Is the distance of the satellite from the surface of the new planet greater than, less than, or equal to d ? Explain your reasoning.

Students find the following equation on the Internet to describe circular orbits in general. The equation may or may not be correct.

$\frac{Rv^2}{M} = C$

In the equation above

R is the distance from a planet's center to a satellite in a circular orbit;
v is the speed of the satellite;
M is the mass of the planet; and
C is a constant with appropriate units.

(b) Is this equation consistent with your reasoning in part (a)? Explain your reasoning.

chapter1partb

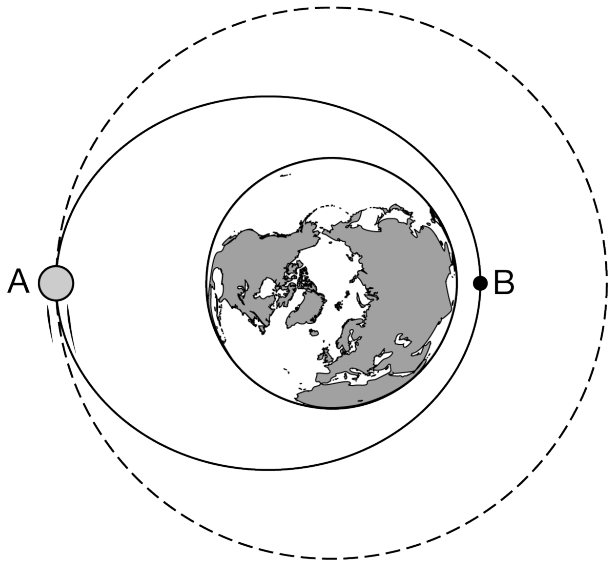

Note: Figure not drawn to scale.

The original satellite is orbiting clockwise around Earth. When the satellite is at point A in the above figure, it fires a thruster (which exerts a force on the satellite) for a short time, modifying the orbital path. The dashed line in the figure shows the original orbit of the satellite, and the solid line shows the modified orbit.

(c) Consider the force exerted by the thruster at point A that modifies the satellite's orbit from the dashed-line original orbit to the solid-line new orbit. Was the force exerted in the same direction as, in the opposite direction of, or perpendicular to the satellite's velocity at point A? Explain your answer.

The satellite has now been in its new orbit for a long time. Two students are discussing the satellite in its new clockwise, elliptical orbit as it travels from point A to point B, and state the following:

Student 1: The satellite is moving faster at point A because the total mechanical energy of the satellite-Earth system is constant.

Student 2: The satellite is moving faster at point B because the gravitational potential energy of the satellite-Earth system is higher at point B than at point A.

(d) Which underlined phrase or phrases in student 1's statement are ***correct***, if either? If neither phrase is ***correct***, write "none."

(e) Which underlined phrase or phrases in student 1's statement are ***incorrect***, if either? If neither phrase is ***incorrect***, write "none."

(f) Which underlined phrase or phrases in student 2's statement are ***correct***, if either? If neither phrase is ***correct***, write "none."

(g) Which underlined phrase or phrases in student 2's statement are ***incorrect***, if either? If neither phrase is ***incorrect***, write "none."

In each of the graphs shown below, the vertical axis represents a quantity that could be related to the satellite and/or Earth while the satellite is in the new elliptical orbit. The horizontal axis represents the position of the satellite

chapter1partb

as it completes one elliptical orbit, starting and ending at point A.

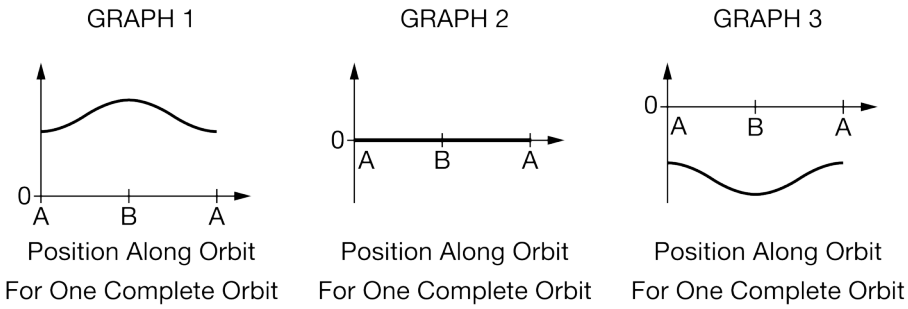

(h) Which of the above graphs best represents the potential energy of the satellite-Earth system as the satellite orbits? Briefly explain your reasoning.

(i) Which of the above graphs best represents the torque about the center of Earth exerted on the satellite by Earth's gravitational force as the satellite orbits? Briefly explain your reasoning.

chapter1partb

14. This question is a long free-response question. Show your work for each part of the question. (15 points, suggested time 25 minutes)

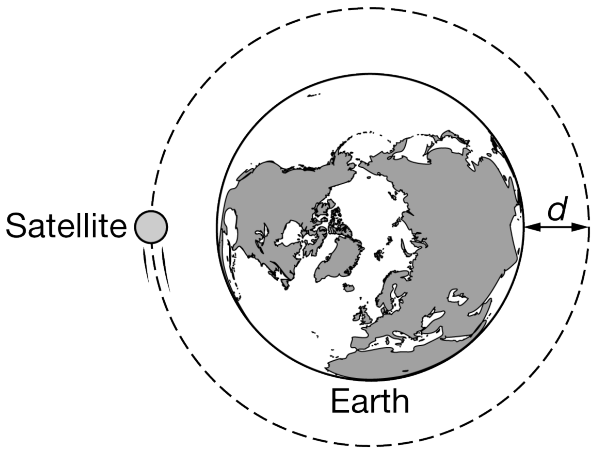

Note: Figure not drawn to scale.

A satellite is traveling around Earth in a circular orbit at a constant speed v and at a constant distance d from Earth's surface.

An identical satellite is set into orbit around a new planet. The new planet's radius is the same as the radius of Earth but the new planet is significantly more massive than Earth. The satellite orbits the new planet with the same speed v.

(a) Is the distance of the satellite from the surface of the new planet greater than, less than, or equal to d ? Explain your reasoning.

Students find the following equation on the Internet to describe circular orbits in general. The equation may or may not be correct.

$$\frac{R^3}{MT^2} = C$$

In the equation above

R is the distance from a planet's center to a satellite in a circular orbit;
M is the mass of the planet;
T is the orbital period of the satellite; and
C is a constant with appropriate units.

(b) Is this equation consistent with your reasoning in part (a)? Explain your reasoning.

chapter1partb

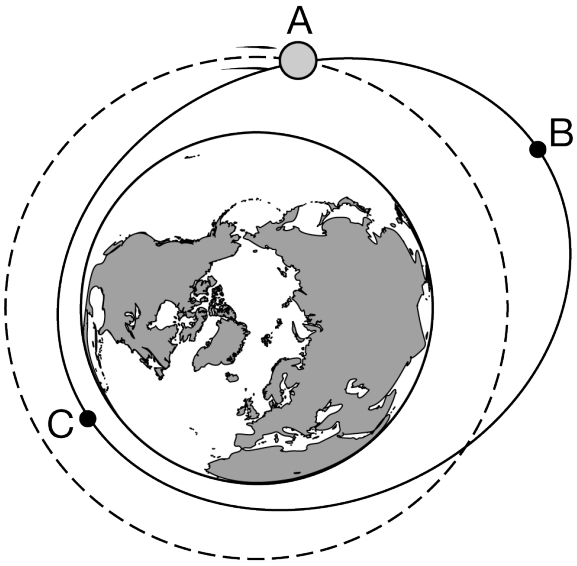

Note: Figure not drawn to scale.

The original satellite is orbiting clockwise around Earth. When the satellite is at point A in the above figure, it fires a thruster (which exerts a force on the satellite) for a short time, modifying the orbital path. The dashed line in the figure shows the original orbit of the satellite, and the solid line shows the modified orbit. In the modified orbit, the satellite's speed at point A, after the thrusters were fired, is the same as it was in the original orbit.

(c) Consider the force exerted by the thruster at point A that modifies the satellite's orbit from the dashed-line original orbit to the solid-line new orbit. Was the force exerted in the same direction as, in the opposite direction of, or perpendicular to the satellite's velocity at point A? Explain your answer.

The satellite has now been in its new orbit for a long time. Two students are discussing the satellite in its new clockwise, elliptical orbit as it travels from point B to point C, and state the following:

Student 1: The satellite is moving faster at point B because the gravitational potential energy of the satellite-Earth system is negative.

Student 2: The satellite is moving faster at point C because the total mechanical energy of the satellite-Earth system is greater at point C than at point B.

(d) Which underlined phrase or phrases in student 1's statement are ***correct***, if either? If neither phrase is ***correct***, write "none."

(e) Which underlined phrase or phrases in student 1's statement are ***incorrect***, if either? If neither phrase is ***incorrect***, write "none."

(f) Which underlined phrase or phrases in student 2's statement are ***correct***, if either? If neither phrase is ***correct***, write "none."

(g) Which underlined phrase or phrases in student 2's statement are ***incorrect***, if either? If neither phrase is ***incorrect***, write "none."

chapter1partb

In each of the graphs shown below, the vertical axis represents a quantity that could be related to the satellite and/or Earth while the satellite is in the new elliptical orbit. The horizontal axis represents the position of the satellite as it completes one elliptical orbit, starting and ending at point B.

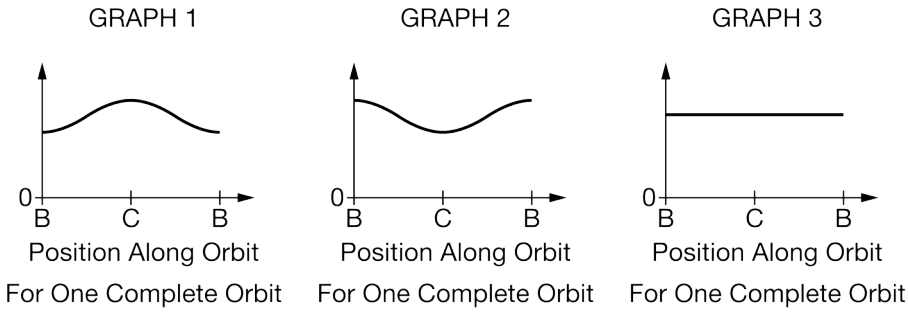

(h) Which of the above graphs best represents the magnitude of the acceleration of the satellite as it orbits? Briefly explain your reasoning.

(i) Which of the above graphs best represents the magnitude of the angular momentum of the satellite with respect to the center of Earth as the satellite orbits? Briefly explain your reasoning.

chapter1partb

15. This question is a long free-response question. Show your work for each part of the question.

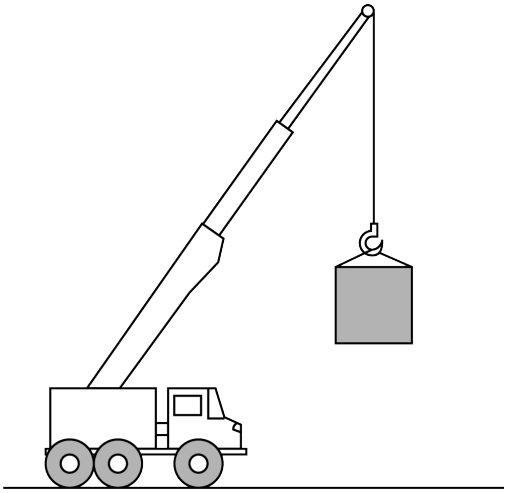

(12 points, suggested time 25 minutes)

A crane and box are both initially at rest. At time $t = 0$ s, the crane begins to drive forward at a constant speed of $0.5 \frac{\text{m}}{\text{s}}$, while also lifting the box with an upward acceleration of $1 \frac{\text{m}}{\text{s}^2}$. The box does not swing while being lifted by the crane.

(a) On the dot below, which represents the box, draw and label the forces (not components) that are exerted on the box during the scenario described above. Represent each force by a distinct arrow starting on, and pointing away from, the dot.

Note: Draw the relative lengths of all vectors to reflect the relative magnitudes of all the forces.

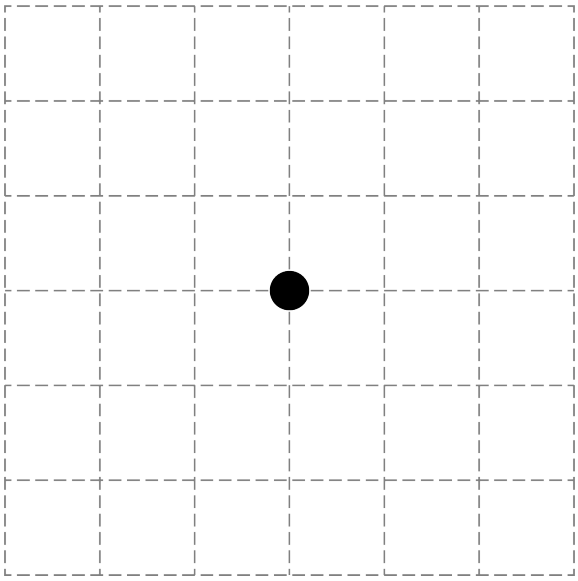

(b) On the grid below, sketch the shape of the path taken by the box as it is lifted by the crane as viewed by a stationary observer.

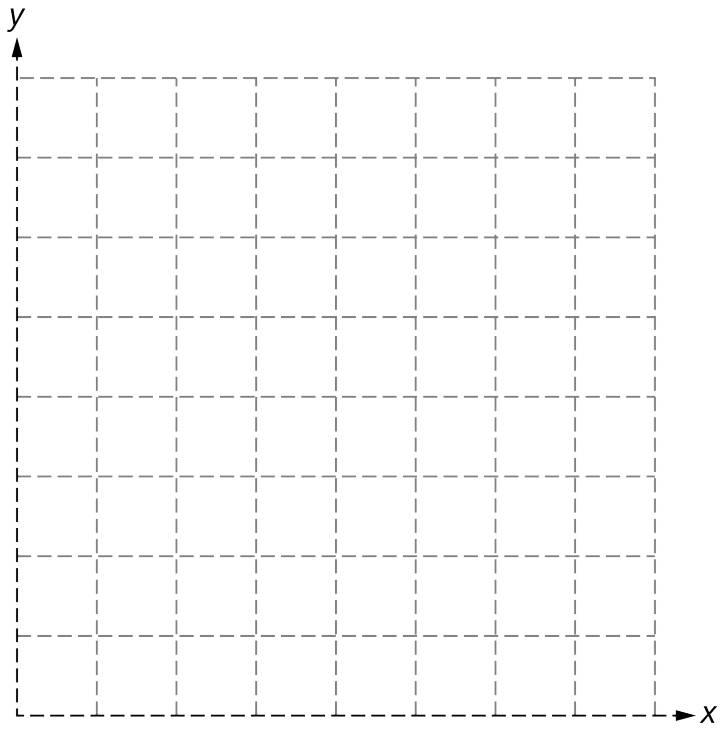

Justify the shape of the path you drew above.

(c) Assume that, at $t = 0$ s, the horizontal position of the box is $x = 0$ and it has a vertical position of $y = 0$. Derive an equation that describes the vertical position y of the box as a function of the horizontal position x of the box.

(d) Does your equation from part (c) agree with your sketch in part (b)? Justify your response.

At time $t = t_1$, the crane begins to accelerate forward, reaching a new constant velocity at time $t = t_2$. The box accelerates upward during the entire time interval $t_1 < t < t_2$.

(e) The dot below represents the box during the time interval $t_1 < t < t_2$. On the dot, draw an arrow indicating the direction of the net force exerted on the block during this interval. The arrow should start on, and point away from, the dot.

chapter1partb

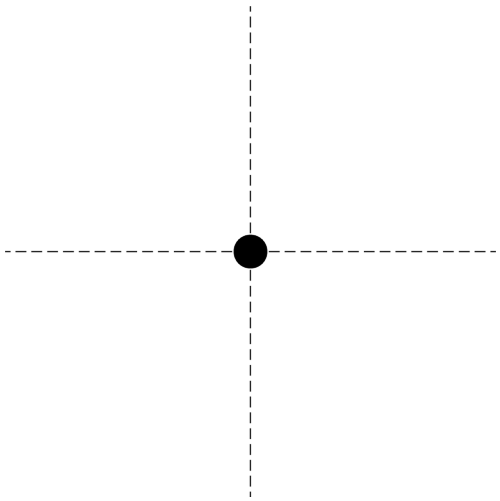

chapter1partb

16. This question is a long free-response question. Show your work for each part of the question. (15 points, suggested time 25 minutes)

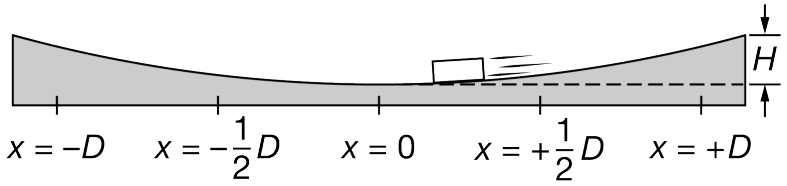

Track 1

Note: Figure not drawn to scale.

A block slides back and forth without any appreciable loss of energy on a track with a slight circular curvature, as shown above. The maximum height H of the track at each end is much smaller than D.

The center of mass of the block oscillates between $x = -D$ and $x = +D$. The curve is so gradual that the total distance traveled along the curved portion of the track by the center of mass of the block can be considered to be $2D$. The block undergoes two full oscillations in 8.0 seconds.

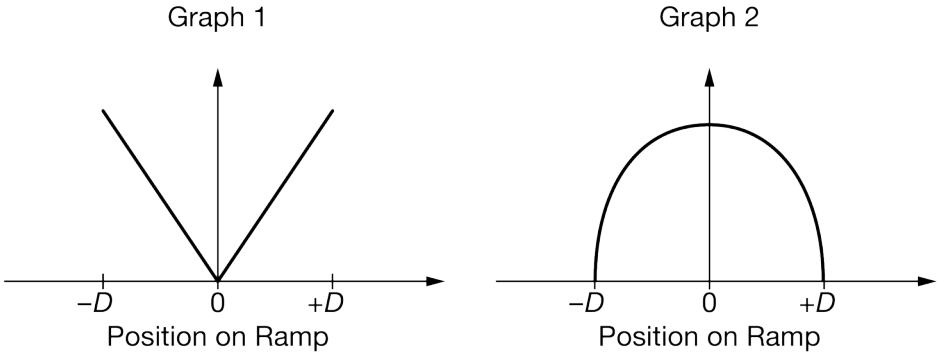

(a) Which of the graphs above, Graph 1 or Graph 2, could represent the magnitude of the horizontal component of the block's acceleration as a function of its position on the ramp, and which graph could represent the magnitude of the block's momentum as a function of its position on the ramp? Justify both your choices with physics principles.

(b) For the system consisting of only the block, describe how the mechanical energy of the system changes, if at all, as the block moves from $x = 0$ to $x = -D$. Justify your answer.

chapter1partb

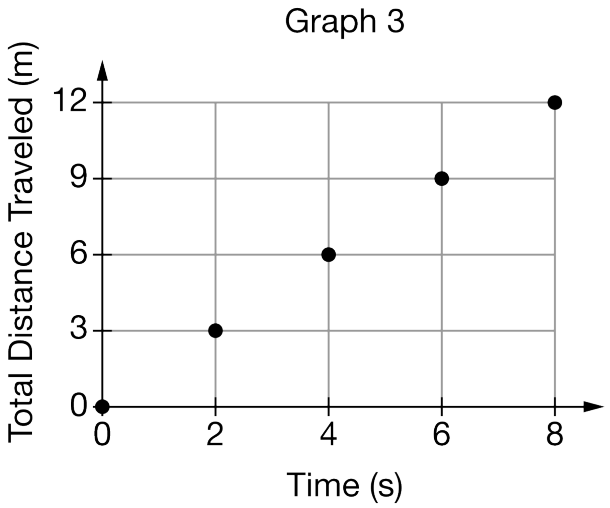

(c) Graph 3 above shows the total horizontal distance traveled by the block as a function of time as it completes two oscillations. Using the graph, determine the distance D between the midpoint of the ramp and the maximum position of the block on the ramp. Explain how you arrived at your answer.

(d) Suppose the entire setup was moved to the Moon, where the gravitational field strength is less than that on Earth. The center of mass of the block again oscillates between $x = -D$ and $x = +D$. Would the period of the block's oscillation on the Moon be greater than, less than, or equal to the period of oscillation on Earth? Justify your answer.

(e) A student derives the following equation for the period T of the block's oscillation: $T = 2\pi\sqrt{\frac{D^2}{2Hg}}$. Whether or not this equation is correct, is the equation consistent with your answer to part (d)?

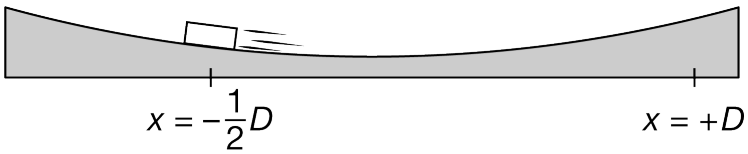

Block on Track 2 at Time $t = T_1$

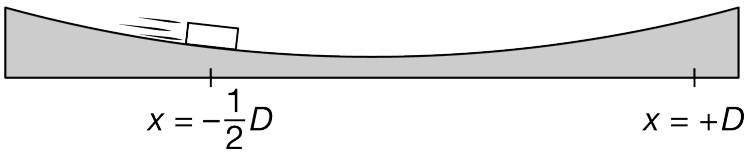

Block on Track 2 at Time $t = T_2$

Note: Figures not drawn to scale.

(f) Track 2 is identical to Track 1 except there is nonnegligible friction between the block and Track 2. The block

is released from rest on Track 2 at position $x = +D$. At time $t = T_1$, the block moves to the left, passing through position $x = -\frac{1}{2}D$, as shown above. After the block reverses direction near $x = -D$, the block moves to the right, passing through position $x = -\frac{1}{2}D$ at time $t = T_2$. At which time, T_1 or T_2, if either, is the magnitude of the tangential acceleration of the block greater? Justify your answer.

chapter1partb

17. This question is a long free-response question. Show your work for each part of the question. (15 points, suggested time 25 minutes)

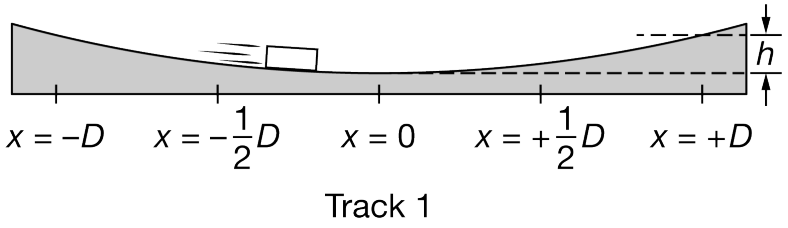

Track 1

Note: Figure not drawn to scale.

A block slides back and forth on a track with a slight circular curvature, where friction is negligible, as shown above. The maximum height h of the track at each end is much smaller than D.

The center of mass of the block oscillates between $x = -D$ and $x = +D$, reaching a maximum height h every time the block is at $x = +D$ or $x = -D$. The curve is so gradual that the total distance traveled along the curved portion of the track by the center of mass of the block can be considered to be $2D$. At time $t = 0$, the speed of the block is zero. The next time that the block's speed is zero is at time $t = 2.0$ s.

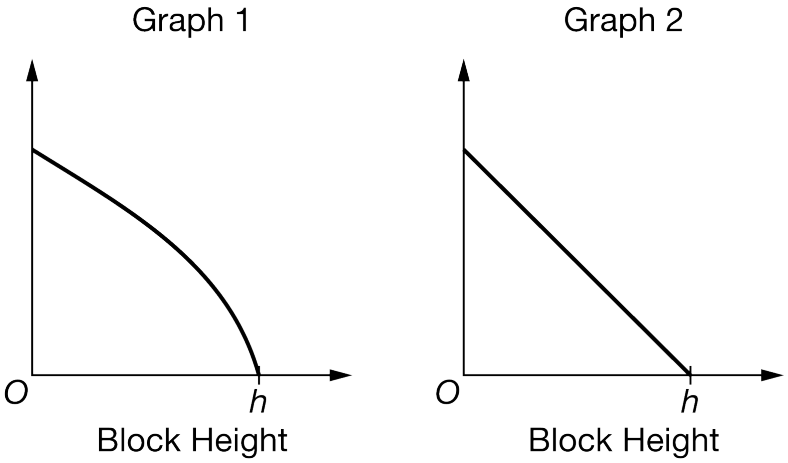

(a) Which of the graphs above, Graph 1 or Graph 2, could represent the kinetic energy of the block as a function of its height on the track, and which graph could represent the speed as a function of the block's height on the track? Justify both of your choices with physics principles.

(b) For the system consisting of the block and Earth, describe how the mechanical energy of the system changes, if at all, as the block moves from $x = +D$ to $x = 0$. Justify your answer.

chapter1partb

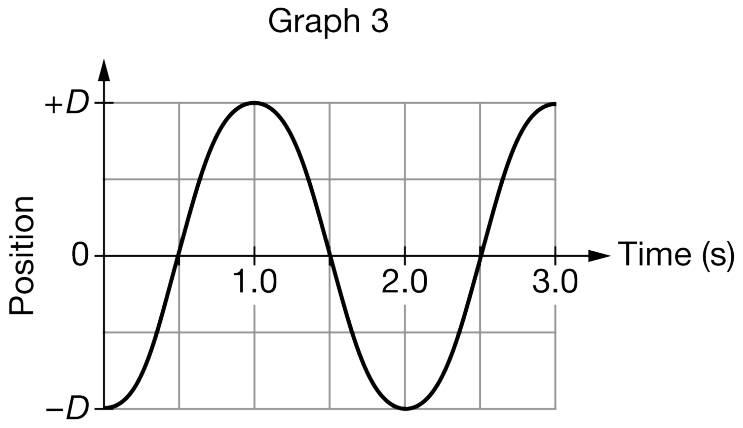

(c) Graph 3 above incorrectly represents the horizontal position of the block as a function of time. Identify a feature of the graph that does not correctly represent the motion of the block. Justify your answer.

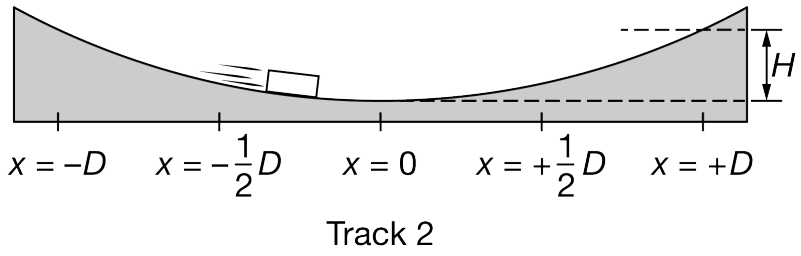

Note: Figure not drawn to scale.

(d) Track 2 is similar to Track 1, but the maximum height H on Track 2 is greater than h and is still much smaller than D, as shown above. The center of mass of the block oscillates between $x = -D$ and $x = +D$, the same as on Track 1. How does the period of the block's oscillation on Track 2 compare to the period of the block's oscillation on Track 1? Justify your answer.

(e) A student derives the following equation for the period T of the block's oscillation: $T = 2\pi\sqrt{\frac{H^2}{2Dg}}$. Whether or not this equation is correct, is the equation consistent with your answer to part (d)?

(f) When the block reaches $x = 0$ at the bottom of the circular track, is the force exerted by the track on the block greater than, less than, or equal to the weight of the block? Justify your answer.

chapter1partb

18. This question is a long free-response question. Show your work for each part of the question. (15 points, suggested time 25 minutes)

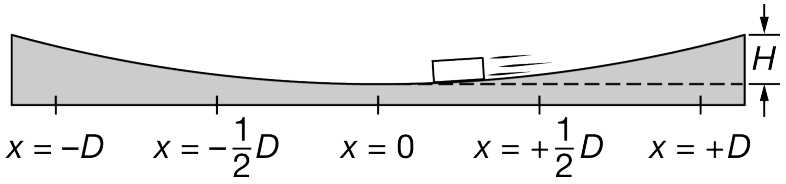

Track 1

Note: Figure not drawn to scale.

A block slides back and forth on a track with a slight circular curvature, where friction is negligible, as shown above. The maximum height H of the track at each end is much smaller than D.

The center of mass of the block oscillates between $x = -D$ and $x = +D$. The curve is so gradual that the total distance traveled along the curved portion of the track by the center of mass of the block can be considered to be $2D$. At time $t = 0$ the block is released from rest at position $x = +D$. The period of the block's oscillation is 2.0 seconds.

Graph 1

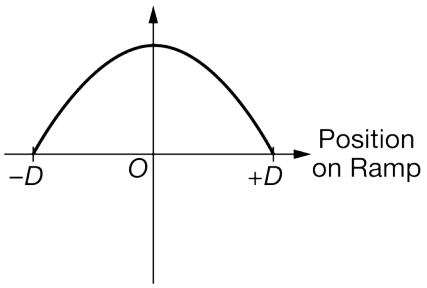

Graph 2

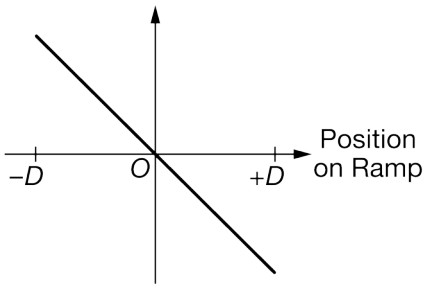

(a) Which of the graphs above, Graph 1 or Graph 2, could represent the block's kinetic energy as a function of its position on the circular track, and which graph could represent the horizontal component of the net force acting on the block as a function of its position on the track? Justify both of your choices with physics principles.

(b) Choose one of the graphs in part (a) above and explain how the graph shows evidence that a restoring force is acting on the block.

chapter1partb

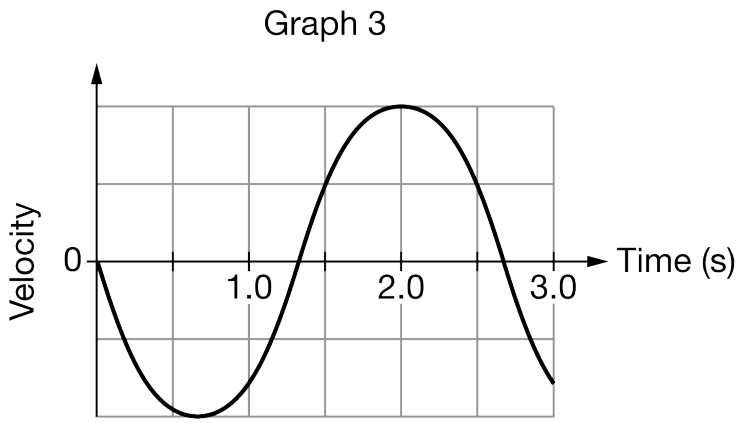

(c) Graph 3 above incorrectly shows the horizontal velocity of the block as a function of time. Identify a feature of the graph that does not correctly represent the motion of the block. Justify your answer.

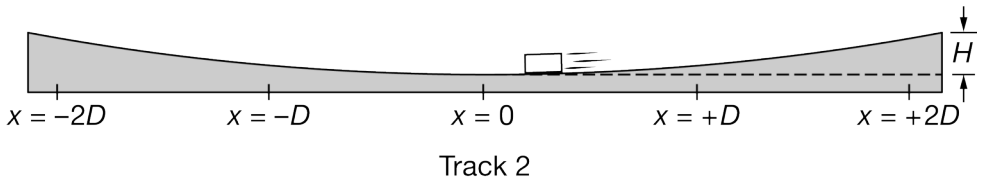

Track 2

Note: Figure not drawn to scale.

(d) Track 2, shown above, has a horizontal length that is greater than that of Track 1 and the same maximum height H. The block is released from rest at position $x = +2D$ Is the period of the block's oscillation on Track 2 greater than, less than, or equal to the period of oscillation on Track 1? Justify your answer.

(e) A student derives the following equation for the period T of the block's oscillation: $T = 2\pi\sqrt{\frac{h^2}{2dg}}$, where d is the maximum displacement of the block from equilibrium and h is the height of the track at $x = d$. Whether or not this equation is correct, is the equation consistent with your answer to part (d)?

chapter1partb

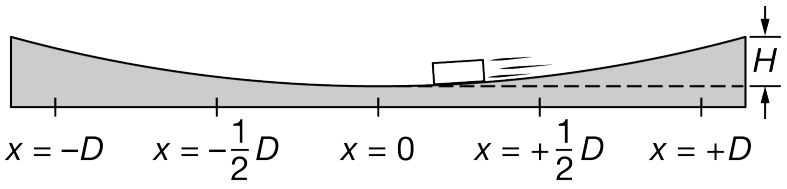

Track 1

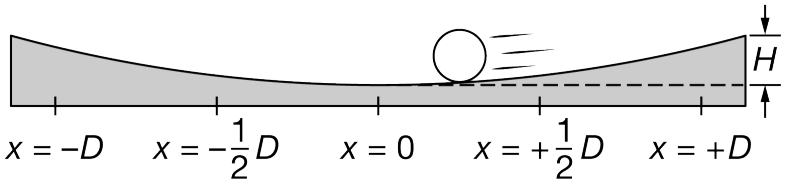

Track 3

Note: Figures not drawn to scale.

(f) On Track 1, shown above again for reference, friction is negligible and the center of mass of the block oscillates between a horizontal position of $+D$ and $-D$ with a period of 2.0 seconds. If a sphere with a mass equal to that of the block were to roll without slipping between $+D$ and $-D$ along Track 3 shown above, which is identical to Track 1 but has nonnegligible friction, would the period of the motion of the sphere be greater than, less than, or equal to 2.0 seconds? Justify your answer.

chapter1partb

19. This question is a long free-response question. Show your work for each part of the question.

(12 points, suggested time 25 minutes)

(a) A student of mass M_S, standing on a smooth surface, uses a stick to push a disk of mass M_D. The student exerts a constant horizontal force of magnitude F_H over the time interval from time $t = 0$ to $t = t_f$ while pushing the disk. Assume there is negligible friction between the disk and the surface.

i. Assuming the disk begins at rest, determine an expression for the final speed v_D of the disk relative to the surface. Express your answer in terms of F_H, t_f, M_S, M_D, and physical constants, as appropriate.

ii. Assume there is negligible friction between the student's shoes and the surface. After time t_f, the student slides with speed v_S. Derive an equation for the ratio v_D/v_S. Express your answer in terms of M_S, M_D, and physical constants, as appropriate.

(b) Assume that the student's mass is greater than that of the disk $(M_S > M_D)$. On the grid below, sketch graphs of the speeds of both the student and the disk as functions of time t between $t = 0$ and $t = 2t_f$. Assume that neither the disk nor the student collides with anything after $t = t_f$. On the vertical axis, label v_D and v_S. Label the graphs "S" and "D" for the student and the disk, respectively.

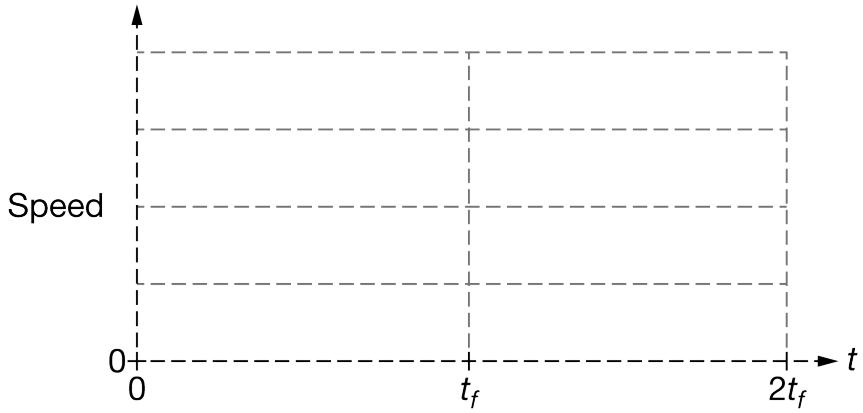

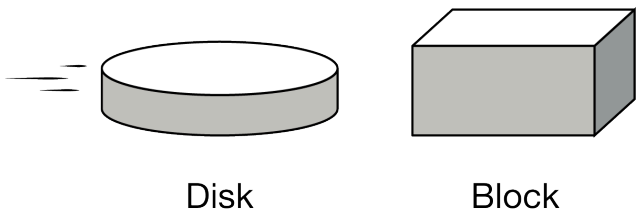

(c) The disk is now moving at a constant speed v_1 on the surface toward a block of mass M_B, which is at rest on the surface, as shown above. The disk and block collide head-on and stick together, and the center of mass of the disk-block system moves with speed v_{cm}.

chapter1partb

i. Suppose the mass of the disk is much greater than the mass of the block. Estimate the velocity of the center of mass of the disk-block system. Explain how you arrived at your prediction without deriving it mathematically.

ii. Suppose the mass of the disk is much less than the mass of the block. Estimate the velocity of the center of mass of the disk-block system. Explain how you arrived at your prediction without deriving it mathematically.

iii. Now suppose that neither object's mass is much greater than the other but that they are not necessarily equal. Derive an equation for v_{cm}. Express your answer in terms of v_1, M_D, M_B, and physical constants, as appropriate.

iv. Consider the scenario from part (c)(i), where the mass of the disk was much greater than the mass of the block. Does your equation for v_{cm} from part (c)(iii) agree with your reasoning from part (c)(i) ?

____ Yes ____ No

Explain your reasoning by addressing why, according to your equation, v_{cm} becomes (or approaches) a certain value when M_D is much greater than M_B.

chapter1partb

20. This question is a long free-response question. Show your work for each part of the question. (15 points, suggested time 25 minutes)

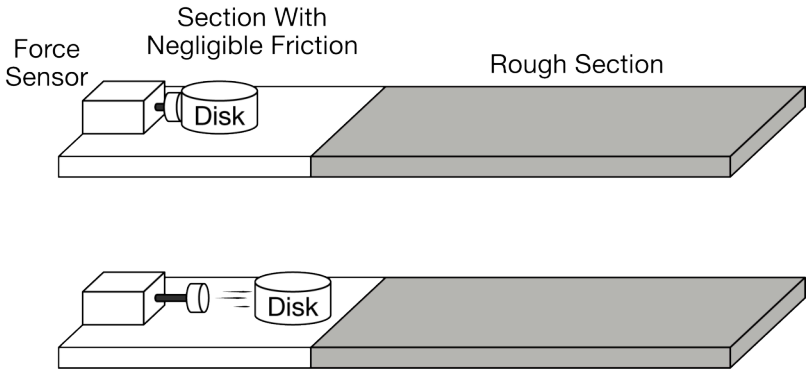

Students use a force sensor to push a disk of mass m across a horizontal table. The force sensor pushes the disk over a short time interval. The magnitude of the force and the duration of the time interval can be set by the students. After being pushed by the sensor, the disk first slides along a surface with negligible friction and then enters a rough section where friction is not negligible, as shown above.

The students perform two trials in which the magnitude of the force exerted by the force sensor and the time interval are different. They create the graphs of force as a function of time shown below. The disk enters the rough section in each trial after $t = 0.5$ s.

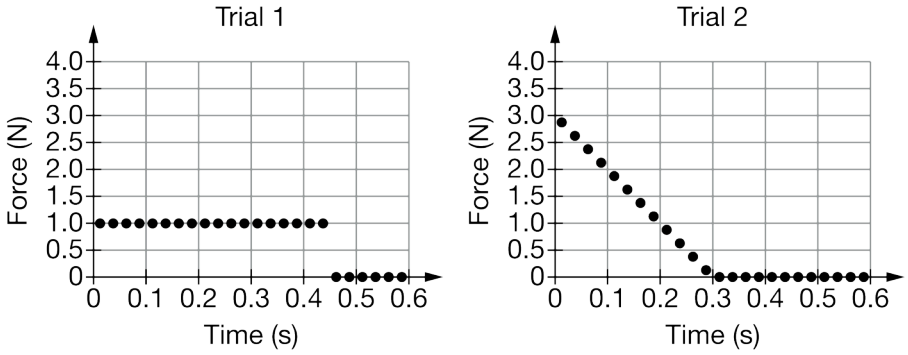

(a) In which of the two trials, if either, is the change in momentum of the disk between 0 seconds and 0.5 seconds greater? Explain your reasoning.

(b) In both trials, the disk comes to rest in the rough section before reaching the edge of the table. In which trial, if either, does the disk travel a greater distance in the rough section? Explain your reasoning.

(c) The students repeat Trial 1 with a disk that is made from the same material as the original disk and has the same mass as the original disk but that has a larger radius (and therefore more surface area is in contact with the surface). The same force is exerted on the new disk over the same time interval as in Trial 1. Would the distance traveled in the rough section by the new disk be greater than, less than, or the same as the distance traveled by the original disk in Trial 1? Explain your reasoning.

Students derive the following equation, which may or may not be correct, to describe the distance D traveled by

the original disk on the rough section: $D = \frac{(F_{\text{avg}}{}^2)t^2}{2\mu mg}$, where F_{avg} is the average force exerted by the sensor, t is the time that the disk is in contact with the sensor, μ (mu) is the coefficient of kinetic friction, and m is the mass of the disk.

(d) Without algebraic manipulation of equations or attempting to derive this equation, indicate whether the above equation is consistent with your answer in part (b). Explain your reasoning.

A student measures the distance x_0 that the disk travels while in contact with the force sensor in Trial 1. The disk then travels a distance D along the rough section. The student claims that if a force with twice the magnitude of the original force was exerted on the disk for a distance x_0, the disk would travel a distance $2D$ in the rough section.

(e) Is the above claim correct or incorrect? Justify your answer without citing or manipulating equations.

The student finds the following equation on the Internet describing the relationship between the magnitude F of the force exerted on the disk, the distance x the disk is pushed, and the distance D it slides in the rough section: $D = C\frac{Fx}{\mu mg}$, where C is a constant with appropriate units.

(f) Indicate whether or not the equation above is consistent with your statement in part (e) relating D and x. Explain your reasoning.

chapter1partb

21. This question is a long free-response question. Show your work for each part of the question. (15 points, suggested time 25 minutes)

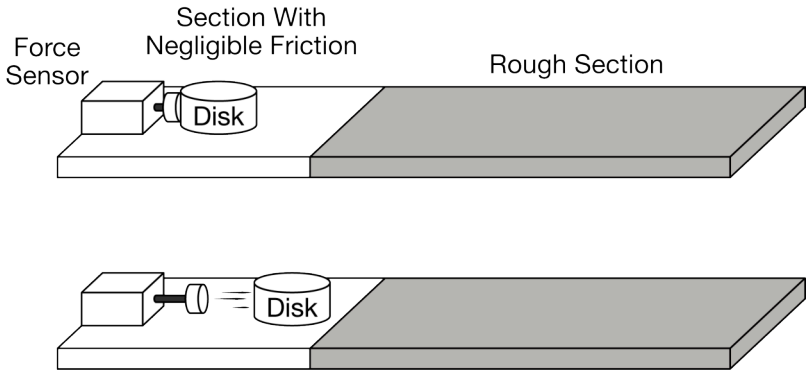

Students use a force sensor to push a disk of mass m across a horizontal table. The force sensor pushes the disk over a short distance. The magnitude of the force and the distance the disk is pushed can be set by the students. After being pushed by the sensor, the disk first slides along a surface with negligible friction and then enters a rough section where friction is not negligible, as shown above.

The students perform two trials in which the magnitude of the force exerted by the force sensor and the distance the disk is pushed are different. They create the graphs of force as a function of position shown below. The disk enters the rough surface in each trial after moving 0.6 meters.

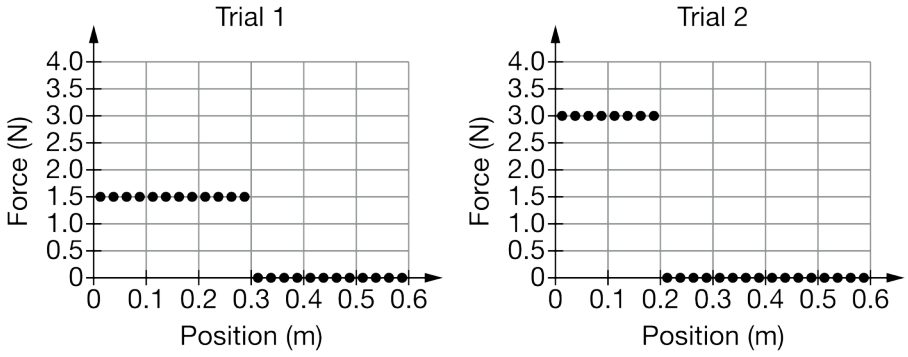

(a) In which of the two trials, if either, is the change in energy of the disk the greatest during the interval shown in the graphs? Explain your reasoning.

(b) In both trials, the disk comes to rest in the rough section before reaching the edge of the table. In which trial, if either, does the disk travel a shorter distance in the rough section? Explain your reasoning.

(c) The students repeat Trial 2 with a disk that is made from the same material as the original disk but that is less massive. The same constant force is exerted on the less massive disk over the same distance as in Trial 2. Would the distance traveled in the rough section by the less massive disk be greater than, less than, or the same as the distance traveled in the rough section by the original disk in Trial 2? Explain your reasoning.

Students derive the following equation, which may or may not be correct, to describe the distance D traveled by the original disk in Trial 2 on the rough section: $D = \frac{Fx}{\mu mg}$, where F is the force exerted by the sensor, x is the

distance over which the sensor exerts a force on the disk, μ (mu) is the coefficient of kinetic friction, and m is the mass of the disk.

(d) Without algebraic manipulation of equations or attempting to derive this equation, indicate whether the equation is consistent with your answer in part (b). Explain your reasoning.

A student measures the time t that the disk is in contact with the force sensor in Trial 2. The disk then travels a distance D along the rough section. The student claims that if the same force is exerted on the disk for a time $2t$, the disk would travel a distance $2D$ in the rough section.

(e) Is the above claim correct or incorrect? Justify your answer without citing or manipulating equations.

The student finds the following equation on the Internet describing the relationship between the time t the disk is pushed and the distance D it slides in the rough section: $D = C\frac{F^2t^2}{2\mu m^2 g}$, where C is a constant with appropriate units.

(f) Indicate whether or not the above equation is consistent with your statement in part (e) relating D and t. Explain your reasoning.

chapter1partb

22. This question is a long free-response question. Show your work for each part of the question. (15 points, suggested time 25 minutes)

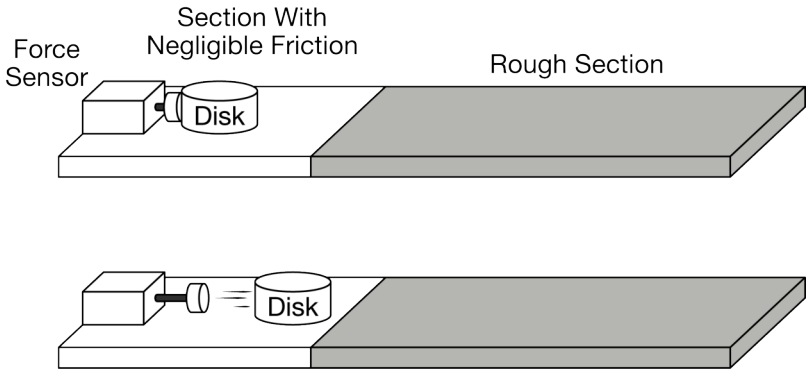

Students use a force sensor to push a disk of mass m across a horizontal table. The force sensor pushes the disk with a force of constant magnitude over a short time interval. The magnitude of the force and the duration of the time interval can be set by the students. After being pushed by the sensor, the disk first slides along a surface with negligible friction and then enters a rough section where friction is not negligible, as shown above.

The students perform two trials in which the magnitude of the force exerted by the force sensor and the time interval are different. They create the graphs of force as a function of time shown below. The disk enters the rough surface in each trial after $t = 0.5$ s.

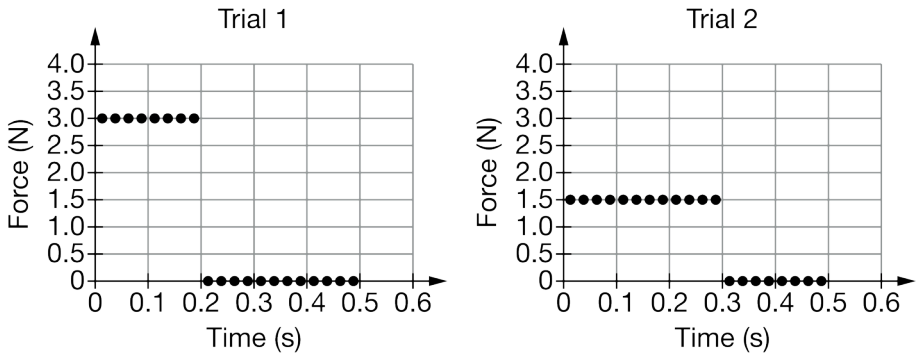

(a) In which of the two trials, if either, is the speed of the disk the greatest at time 0.5 seconds? Explain your reasoning.

(b) In both trials, the disk comes to rest in the rough section before reaching the edge of the table. In which trial, if either, does the disk travel a greater distance in the rough section? Explain your reasoning.

(c) The students repeat Trial 1 with a disk that is made from the same material as the original disk but that is more massive. The same force is exerted on the more massive disk over the same time interval as in Trial 1. Would the distance traveled in the rough section by the more massive disk be greater than, less than, or the same as the distance traveled by the original disk in Trial 1? Explain your reasoning.

Students derive the following equation, which may or may not be correct, to describe the distance D traveled by the original disk on the rough section: $D = \frac{F^2 t^2}{2\mu m g}$, where F is the force exerted by the sensor, t is the time that

the disk is in contact with the sensor, μ (mu) is the coefficient of kinetic friction, and m is the mass of the disk.

(d) Without algebraic manipulation of equations or attempting to derive this equation, indicate whether the above equation is consistent with your answer in part (b). Explain your reasoning.

A student measures the distance x_0 that the disk travels while in contact with the force sensor in Trial 1. The disk then travels a distance D along the rough section. The student claims that if the same force is exerted on the disk for a distance $2x_0$, the disk would travel a distance $2D$ in the rough section.

(e) Is the above claim correct or incorrect? Justify your answer without citing or manipulating equations.

The student finds the following equation on the Internet describing the relationship between the distance x the disk is pushed and the distance D it slides in the rough section: $D = C\frac{Fx^2}{\mu mg}$, where C is a constant with appropriate units.

(f) Indicate whether or not the equation above is consistent with your statement in part (e) relating D and x. Explain your reasoning.

chapter1partb

23. This question is a long free-response question. Show your work for each part of the question.

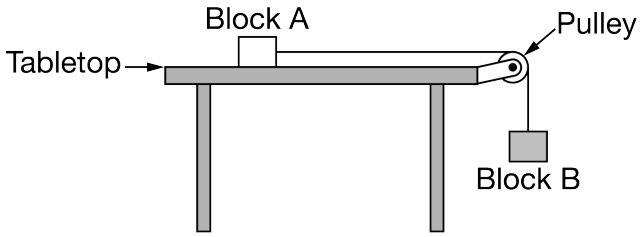

(12 points, suggested time 25 minutes)

This problem explores how the relative masses of two blocks affect the acceleration of the blocks. Block A, of mass m_A, rests on a horizontal tabletop. There is negligible friction between block A and the tabletop. Block B, of mass m_B, hangs from a light string that runs over a pulley and attaches to block A, as shown above. The pulley has negligible mass and spins with negligible friction about its axle. The blocks are released from rest.

(a)

i. Suppose the mass of block A is much greater than the mass of block B. Estimate the magnitude of the acceleration of the blocks after release.

Briefly explain your reasoning without deriving or using equations.

ii. Now suppose the mass of block A is much less than the mass of block B. Estimate the magnitude of the acceleration of the blocks after release.

Briefly explain your reasoning without deriving or using equations.

(b) Now suppose neither block's mass is much greater than the other, but that they are not necessarily equal. The dots below represent block A and block B, as indicated by the labels. On each dot, draw and label the forces (not components) exerted on that block after release. Represent each force by a distinct arrow starting on, and pointing away from, the dot.



(c) Derive an equation for the acceleration of the blocks after release in terms of m_A, m_B, and physical constants, as appropriate. If you need to draw anything other than what you have shown in part (b) to assist in your solution, use the space below. Do NOT add anything to the figure in part (b).

(d) Consider the scenario from part (a)(ii), where the mass of block A is much less than the mass of block B. Does your equation for the acceleration of the blocks from part (c) agree with your reasoning in part (a)(ii)?

_____ Yes _____ No

chapter1partb

Briefly explain your reasoning by addressing why, according to your equation, the acceleration becomes (or approaches) a certain value when m_A is much less than m_B.

(e) While the blocks are accelerating, the tension in the vertical portion of the string is T_1. Next, the pulley of negligible mass is replaced with a second pulley whose mass is not negligible. When the blocks are accelerating in this scenario, the tension in the vertical portion of the string is T_2. How do the two tensions compare to each other?

_____ $T_2 > T_1$ _____ $T_2 = T_1$ _____ $T_2 < T_1$

Briefly explain your reasoning.

chapter1partb

24. This question is a long free-response question. Show your work for each part of the question. (15 points, suggested time 25 minutes)

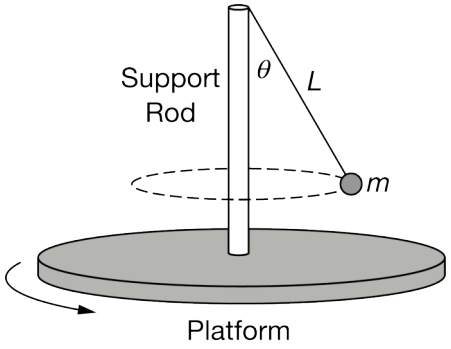

A vertical support rod is fixed at the center of a platform. A light string of length L is attached to the top of the support rod, and the other end of the string is attached to a sphere of mass m, as shown above. The platform rotates with an angular speed that can be varied. When the platform rotates with a constant angular speed ω (omega), the string makes an angle θ (theta) with the rod.

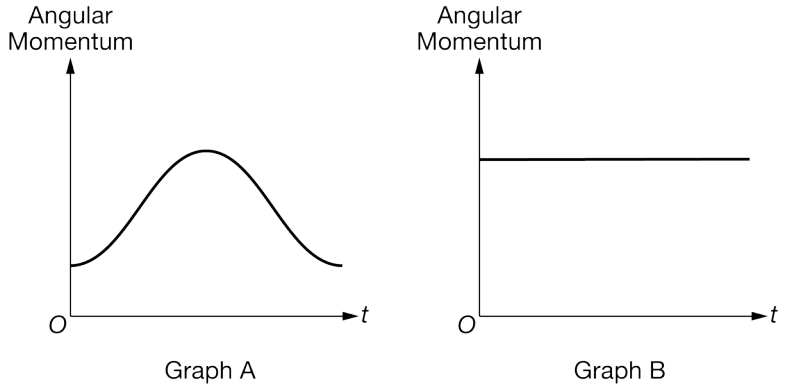

(a) The platform rotates with a constant angular speed. Which of the above graphs correctly shows the magnitude of the angular momentum of the platform as a function of time t about a vertical axis at the center of the support rod? Briefly justify your answer.

(b) The platform rotates with a constant angular speed. Is the net torque exerted on the platform about its center clockwise, counterclockwise, or zero? Explain your reasoning.

(c) As the period of rotation becomes very small, what value does θ approach? Without writing any equations or formulas, justify your answer.

(d) A student derives an equation for the square of the period of revolution T of the sphere as a function of θ: $T^2 = \left(4\pi^2\right)\frac{L\cos\theta}{g}$. Indicate whether the equation is consistent with your answer in part (c) and explain why.

(e) In a series of experimental trials, a group of students changes L and adjusts T to keep θ constant. They record L and T for each trial. If the students use the equation given in part (d), what quantities could they graph to yield a straight line whose slope could be used to find the acceleration due to gravity, g ?

chapter1partb

(f) As the angular speed of the platform increases, does the period of revolution of the sphere increase, decrease, or stay the same? Briefly explain your reasoning.

chapter1partb

25. This question is a long free-response question. Show your work for each part of the question. (15 points, suggested time 25 minutes)

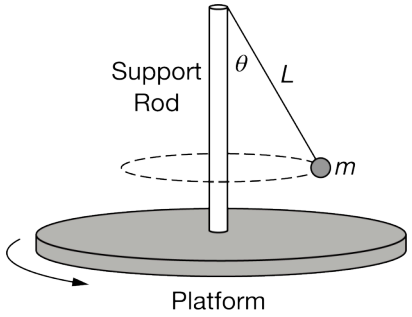

A vertical support rod is fixed at the center of a platform. A light string of length L is attached to the top of the support rod, and the other end of the string is attached to a sphere of mass m, as shown above. The platform rotates with an angular speed that can be varied. When the platform rotates with a constant angular speed ω (omega), the string makes an angle θ (theta) with the rod.

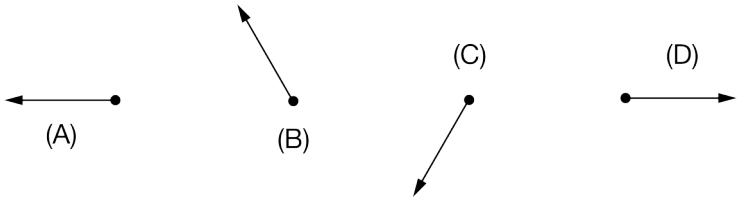

(a) Identify which of the above vectors represents the net force exerted on the sphere at the moment shown above. Briefly justify your answer.

(b) Is the magnitude of the tension in the string greater than, less than, or equal to the weight of the sphere? Explain your reasoning.

(c) The string can never be completely horizontal no matter how fast the platform is rotating. Without writing any equations or formulas, explain why.

One of the following two equations for the square of the tangential speed v of the sphere as a function of θ is consistent with the statement in part (c) that the string can never be horizontal as the platform is rotating.

Equation 1: $v^2 = \frac{gL(\sin^2\theta)}{(\cos\theta)}$ **Equation 2:** $v^2 = \frac{gL(\cos^2\theta)}{(\sin\theta)}$

(d) Indicate which equation is consistent with the statement in part (c), and explain why. Also explain why the other equation is not consistent with the statement in part (c).

(e) In a series of experimental trials, a group of students changes L and adjusts v to keep θ constant. They record L and v for each trial. Based on the equation in part (d) that you indicated as consistent with the statement in part (c), what quantities could the students graph to yield a straight line whose slope could be used to find the acceleration due to gravity, g ?

(f) Let I be the rotational inertia of the sphere-rod-platform system about a vertical axis through the center of the

support rod. Does I increase, decrease, or stay the same when L increases (but θ stays constant)? Briefly explain your reasoning.