AP® Physics 1: Algebra-Based 2015 Free-Response Questions

© 2015 The College Board. College Board, Advanced Placement Program, AP, AP Central, and the acorn logo are registered trademarks of the College Board.
Visit the College Board on the Web: www.collegeboard.org.
AP Central is the official online home for the AP Program: apcentral.collegeboard.org.

CollegeBoard

AP® PHYSICS 1 TABLE OF INFORMATION

CONSTANTS AND CONVERSION FACTORS			
Proton mass,	$m_p = 1.67 \times 10^{-27}$ kg	Electron charge magnitude,	$e = 1.60 \times 10^{-19}$ C
Neutron mass,	$m_n = 1.67 \times 10^{-27}$ kg	Coulomb's law constant,	$k = 1/4\pi\varepsilon_0 = 9.0 \times 10^9$ N•m^2/C^2
Electron mass,	$m_e = 9.11 \times 10^{-31}$ kg	Universal gravitational constant,	$G = 6.67 \times 10^{-11}$ m^3/kg•s^2
Speed of light,	$c = 3.00 \times 10^8$ m/s	Acceleration due to gravity at Earth's surface,	$g = 9.8$ m/s^2

UNIT SYMBOLS							
	meter,	m	kelvin,	K	watt,	W	degree Celsius, °C
	kilogram,	kg	hertz,	Hz	coulomb,	C	
	second,	s	newton,	N	volt,	V	
	ampere,	A	joule,	J	ohm,	Ω	

PREFIXES		
Factor	Prefix	Symbol
10^{12}	tera	T
10^{9}	giga	G
10^{6}	mega	M
10^{3}	kilo	k
10^{-2}	centi	c
10^{-3}	milli	m
10^{-6}	micro	μ
10^{-9}	nano	n
10^{-12}	pico	p

VALUES OF TRIGONOMETRIC FUNCTIONS FOR COMMON ANGLES							
θ	0°	30°	37°	45°	53°	60°	90°
$\sin\theta$	0	1/2	3/5	$\sqrt{2}/2$	4/5	$\sqrt{3}/2$	1
$\cos\theta$	1	$\sqrt{3}/2$	4/5	$\sqrt{2}/2$	3/5	1/2	0
$\tan\theta$	0	$\sqrt{3}/3$	3/4	1	4/3	$\sqrt{3}$	∞

The following conventions are used in this exam.

I. The frame of reference of any problem is assumed to be inertial unless otherwise stated.
II. Assume air resistance is negligible unless otherwise stated.
III. In all situations, positive work is defined as work done on a system.
IV. The direction of current is conventional current: the direction in which positive charge would drift.
V. Assume all batteries and meters are ideal unless otherwise stated.

AP® PHYSICS 1 EQUATIONS

MECHANICS

$v_x = v_{x0} + a_x t$

$x = x_0 + v_{x0} t + \frac{1}{2} a_x t^2$

$v_x^2 = v_{x0}^2 + 2a_x (x - x_0)$

$\vec{a} = \frac{\sum \vec{F}}{m} = \frac{\vec{F}_{net}}{m}$

$|\vec{F}_f| \le \mu |\vec{F}_n|$

$a_c = \frac{v^2}{r}$

$\vec{p} = m\vec{v}$

$\Delta \vec{p} = \vec{F} \Delta t$

$K = \frac{1}{2} m v^2$

$\Delta E = W = F_{\|} d = F d \cos\theta$

$P = \frac{\Delta E}{\Delta t}$

$\theta = \theta_0 + \omega_0 t + \frac{1}{2} \alpha t^2$

$\omega = \omega_0 + \alpha t$

$x = A\cos(2\pi f t)$

$\vec{\alpha} = \frac{\sum \vec{\tau}}{I} = \frac{\vec{\tau}_{net}}{I}$

$\tau = r_{\perp} F = r F \sin\theta$

$L = I\omega$

$\Delta L = \tau \Delta t$

$K = \frac{1}{2} I \omega^2$

$|\vec{F}_s| = k|\vec{x}|$

$U_s = \frac{1}{2} k x^2$

$\rho = \frac{m}{V}$

a = acceleration
A = amplitude
d = distance
E = energy
f = frequency
F = force
I = rotational inertia
K = kinetic energy
k = spring constant
L = angular momentum
ℓ = length
m = mass
P = power
p = momentum
r = radius or separation
T = period
t = time
U = potential energy
V = volume
v = speed
W = work done on a system
x = position
y = height
α = angular acceleration
μ = coefficient of friction
θ = angle
ρ = density
τ = torque
ω = angular speed

$\Delta U_g = mg\Delta y$

$T = \frac{2\pi}{\omega} = \frac{1}{f}$

$T_s = 2\pi\sqrt{\frac{m}{k}}$

$T_p = 2\pi\sqrt{\frac{\ell}{g}}$

$|\vec{F}_g| = G\frac{m_1 m_2}{r^2}$

$\vec{g} = \frac{\vec{F}_g}{m}$

$U_G = -\frac{G m_1 m_2}{r}$

ELECTRICITY

$|\vec{F}_E| = k\left|\frac{q_1 q_2}{r^2}\right|$

$I = \frac{\Delta q}{\Delta t}$

$R = \frac{\rho \ell}{A}$

$I = \frac{\Delta V}{R}$

$P = I\,\Delta V$

$R_s = \sum_i R_i$

$\frac{1}{R_p} = \sum_i \frac{1}{R_i}$

A = area
F = force
I = current
ℓ = length
P = power
q = charge
R = resistance
r = separation
t = time
V = electric potential
ρ = resistivity

WAVES

$\lambda = \frac{v}{f}$

f = frequency
v = speed
λ = wavelength

GEOMETRY AND TRIGONOMETRY

Rectangle
$A = bh$

Triangle
$A = \frac{1}{2} bh$

Circle
$A = \pi r^2$
$C = 2\pi r$

Rectangular solid
$V = \ell w h$

Cylinder
$V = \pi r^2 \ell$
$S = 2\pi r \ell + 2\pi r^2$

Sphere
$V = \frac{4}{3}\pi r^3$
$S = 4\pi r^2$

A = area
C = circumference
V = volume
S = surface area
b = base
h = height
ℓ = length
w = width
r = radius

Right triangle
$c^2 = a^2 + b^2$
$\sin\theta = \frac{a}{c}$
$\cos\theta = \frac{b}{c}$
$\tan\theta = \frac{a}{b}$

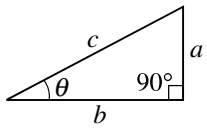

PHYSICS 1
Section II
5 Questions
Time—90 minutes

Directions: Questions 1, 4 and 5 are short free-response questions that require about 13 minutes each to answer and are worth 7 points each. Questions 2 and 3 are long free-response questions that require about 25 minutes each to answer and are worth 12 points each. Show your work for each part in the space provided after that part.

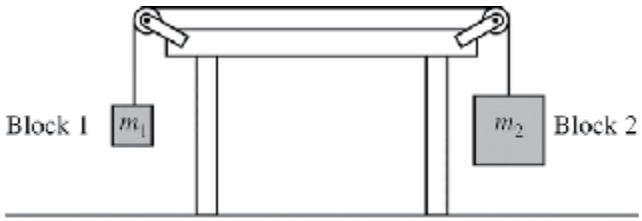

Note: Figure not drawn to scale.

1. (7 points, suggested time 13 minutes)

   Two blocks are connected by a string of negligible mass that passes over massless pulleys that turn with negligible friction, as shown in the figure above. The mass m_2 of block 2 is greater than the mass m_1 of block 1. The blocks are released from rest.

   (a) The dots below represent the two blocks. Draw free-body diagrams showing and labeling the forces (not components) exerted on each block. Draw the relative lengths of all vectors to reflect the relative magnitudes of all the forces.

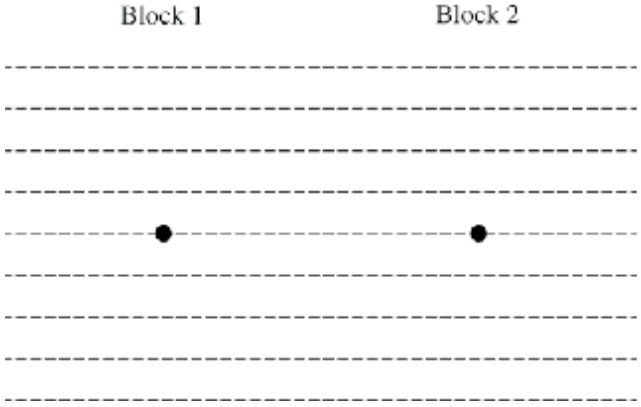

   (b) Derive the magnitude of the acceleration of block 2. Express your answer in terms of m_1, m_2, and g.

© 2015 The College Board.
Visit the College Board on the Web: www.collegeboard.org.

Block 3 of mass m_3 is added to the system, as shown below. There is no friction between block 3 and the table.

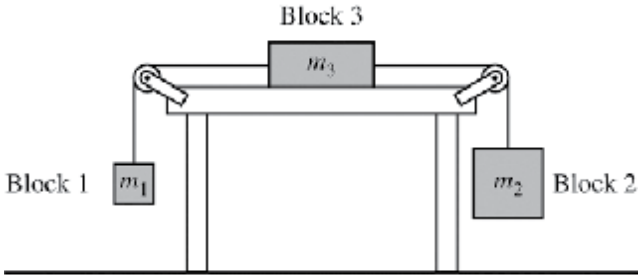

Note: Figure not drawn to scale.

(c) Indicate whether the magnitude of the acceleration of block 2 is now larger, smaller, or the same as in the original two-block system. Explain how you arrived at your answer.

© 2015 The College Board.
Visit the College Board on the Web: www.collegeboard.org.

2. (12 points, suggested time 25 minutes)

Some students want to know what gets used up in an incandescent lightbulb when it is in series with a resistor: current, energy, or both. They come up with the following two questions.

(1) In one second, do fewer electrons leave the bulb than enter the bulb?
(2) Does the electric potential energy of electrons change while inside the bulb?

The students have an adjustable power source, insulated wire, lightbulbs, resistors, switches, voltmeters, ammeters, and other standard lab equipment. Assume that the power supply and voltmeters are marked in $0.1\ \text{V}$ increments and the ammeters are marked in $0.01\ \text{A}$ increments.

(a) Describe an experimental procedure that could be used to answer questions (1) and (2) above. In your description, state the measurements you would make and how you would use the equipment to make them. Include a neat, labeled diagram of your setup.

(b)
i. Explain how data from the experiment you described can be used to answer question (1) above.
ii. Explain how data from the experiment you described can be used to answer question (2) above.

A lightbulb is nonohmic if its resistance changes as a function of current. Your setup from part (a) is to be used or modified to determine whether the lightbulb is nonohmic.

(c)
i. How, if at all, does the setup need to be modified?
ii. What additional data, if any, would need to be collected?

(d) How would you analyze the data to determine whether the bulb is nonohmic? Include a discussion of how the uncertainties in the voltmeters and ammeters would affect your argument for concluding whether the resistor is nonohmic.

© 2015 The College Board.
Visit the College Board on the Web: www.collegeboard.org.

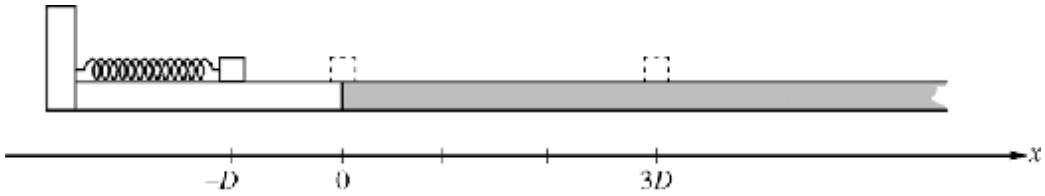

3. (12 points, suggested time 25 minutes)

A block is initially at position $x = 0$ and in contact with an uncompressed spring of negligible mass. The block is pushed back along a frictionless surface from position $x = 0$ to $x = -D$, as shown above, compressing the spring by an amount $\Delta x = D$. The block is then released. At $x = 0$ the block enters a rough part of the track and eventually comes to rest at position $x = 3D$. The coefficient of kinetic friction between the block and the rough track is μ.

(a) On the axes below, sketch and label graphs of the following two quantities as a function of the position of the block between $x = -D$ and $x = 3D$. You do not need to calculate values for the vertical axis, but the same vertical scale should be used for both quantities.

i. The kinetic energy K of the block

ii. The potential energy U of the block-spring system

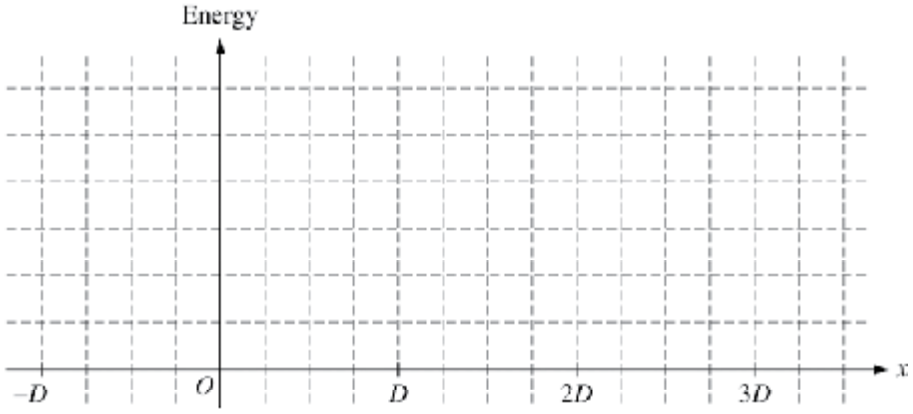

© 2015 The College Board.
Visit the College Board on the Web: www.collegeboard.org.

The spring is now compressed twice as much, to $\Delta x = 2D$. A student is asked to predict whether the final position of the block will be twice as far at $x = 6D$. The student reasons that since the spring will be compressed twice as much as before, the block will have more energy when it leaves the spring, so it will slide farther along the track before stopping at position $x = 6D$.

(b)

i. Which aspects of the student's reasoning, if any, are correct? Explain how you arrived at your answer.

ii. Which aspects of the student's reasoning, if any, are incorrect? Explain how you arrived at your answer.

(c) Use quantitative reasoning, including equations as needed, to develop an expression for the new final position of the block. Express your answer in terms of D.

(d) Explain how any correct aspects of the student's reasoning identified in part (b) are expressed by your mathematical relationships in part (c). Explain how your relationships in part (c) correct any incorrect aspects of the student's reasoning identified in part (b). Refer to the relationships you wrote in part (c), not just the final answer you obtained by manipulating those relationships.

© 2015 The College Board.
Visit the College Board on the Web: www.collegeboard.org.

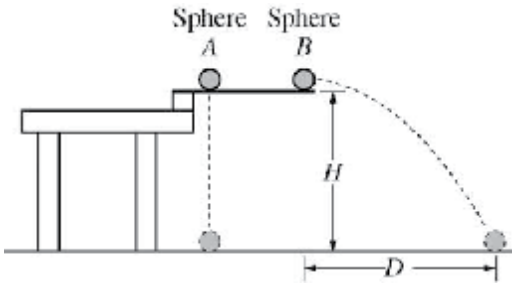

4. (7 points, suggested time 13 minutes)

Two identical spheres are released from a device at time $t = 0$ from the same height H, as shown above. Sphere A has no initial velocity and falls straight down. Sphere B is given an initial horizontal velocity of magnitude v_0 and travels a horizontal distance D before it reaches the ground. The spheres reach the ground at the same time t_f, even though sphere B has more distance to cover before landing. Air resistance is negligible.

(a) The dots below represent spheres A and B. Draw a free-body diagram showing and labeling the forces (not components) exerted on each sphere at time $\frac{t_f}{2}$.

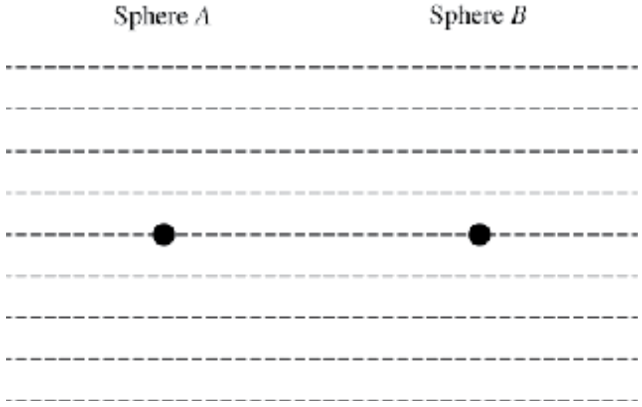

© 2015 The College Board.
Visit the College Board on the Web: www.collegeboard.org.

(b) On the axes below, sketch and label a graph of the horizontal component of the velocity of sphere A and of sphere B as a function of time.

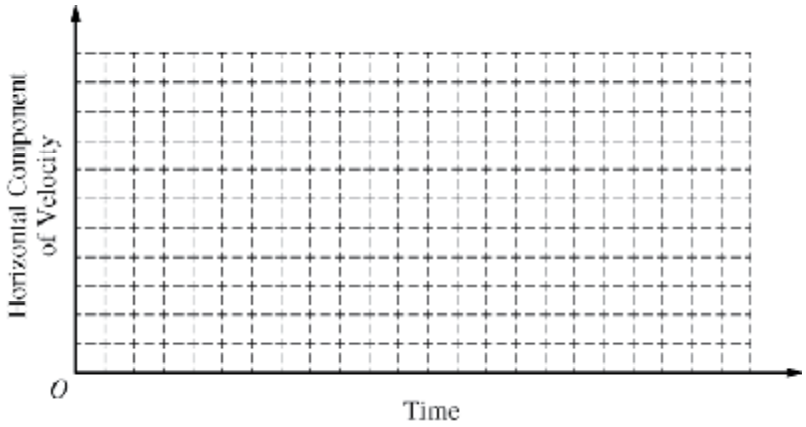

(c) In a clear, coherent, paragraph-length response, explain why the spheres reach the ground at the same time even though they travel different distances. Include references to your answers to parts (a) and (b).

© 2015 The College Board.
Visit the College Board on the Web: www.collegeboard.org.

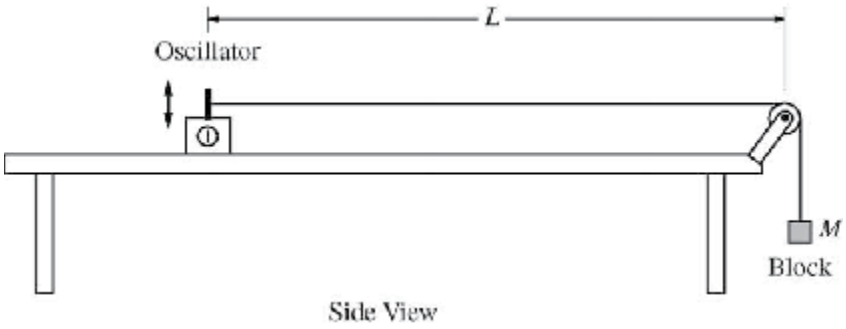

5. (7 points, suggested time 13 minutes)

The figure above shows a string with one end attached to an oscillator and the other end attached to a block. The string passes over a massless pulley that turns with negligible friction. Four such strings, A, B, C, and D, are set up side by side, as shown in the diagram below. Each oscillator is adjusted to vibrate the string at its fundamental frequency f. The distance between each oscillator and pulley L is the same, and the mass M of each block is the same. However, the fundamental frequency of each string is different.

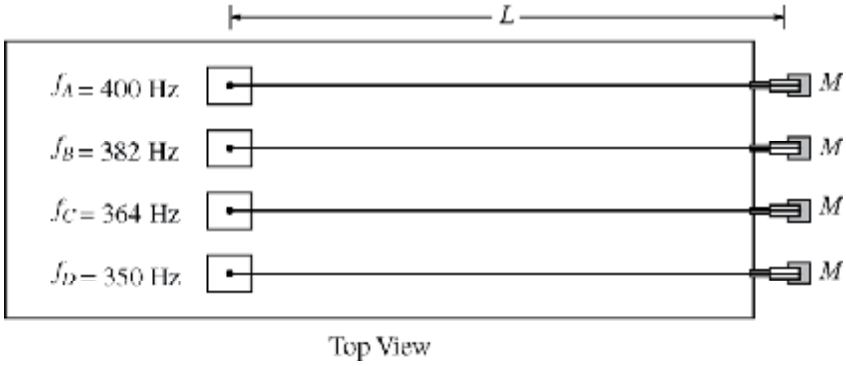

The equation for the velocity v of a wave on a string is $v = \sqrt{\frac{F_T}{m/L}}$, where F_T is the tension of the string and m/L is the mass per unit length (linear mass density) of the string.

(a) What is different about the four strings shown above that would result in their having different fundamental frequencies? Explain how you arrived at your answer.

(b) A student graphs frequency as a function of the inverse of the linear mass density. Will the graph be linear? Explain how you arrived at your answer.

© 2015 The College Board.
Visit the College Board on the Web: www.collegeboard.org.

(c) The frequency of the oscillator connected to string D is changed so that the string vibrates in its second harmonic. On the side view of string D below, mark and label the points on the string that have the greatest average vertical speed.

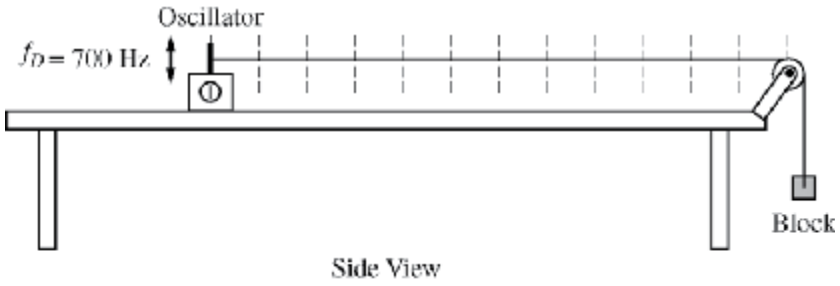

STOP

END OF EXAM

© 2015 The College Board.
Visit the College Board on the Web: www.collegeboard.org.

AP® Physics 1: Algebra-Based 2016 Free-Response Questions

© 2016 The College Board. College Board, Advanced Placement Program, AP, AP Central, and the acorn logo are registered trademarks of the College Board.
Visit the College Board on the Web: www.collegeboard.org.
AP Central is the official online home for the AP Program: apcentral.collegeboard.org.

CollegeBoard

AP® PHYSICS 1 TABLE OF INFORMATION

CONSTANTS AND CONVERSION FACTORS			
Proton mass,	$m_p = 1.67 \times 10^{-27}$ kg	Electron charge magnitude,	$e = 1.60 \times 10^{-19}$ C
Neutron mass,	$m_n = 1.67 \times 10^{-27}$ kg	Coulomb's law constant,	$k = 1/4\pi\varepsilon_0 = 9.0 \times 10^9$ N•m^2/C^2
Electron mass,	$m_e = 9.11 \times 10^{-31}$ kg	Universal gravitational constant,	$G = 6.67 \times 10^{-11}$ m^3/kg•s^2
Speed of light,	$c = 3.00 \times 10^8$ m/s	Acceleration due to gravity at Earth's surface,	$g = 9.8$ m/s^2

UNIT SYMBOLS	meter,	m	kelvin,	K	watt,	W	degree Celsius, °C
	kilogram,	kg	hertz,	Hz	coulomb,	C	
	second,	s	newton,	N	volt,	V	
	ampere,	A	joule,	J	ohm,	Ω	

PREFIXES		
Factor	Prefix	Symbol
10^{12}	tera	T
10^{9}	giga	G
10^{6}	mega	M
10^{3}	kilo	k
10^{-2}	centi	c
10^{-3}	milli	m
10^{-6}	micro	μ
10^{-9}	nano	n
10^{-12}	pico	p

VALUES OF TRIGONOMETRIC FUNCTIONS FOR COMMON ANGLES							
θ	0°	30°	37°	45°	53°	60°	90°
$\sin\theta$	0	1/2	3/5	$\sqrt{2}/2$	4/5	$\sqrt{3}/2$	1
$\cos\theta$	1	$\sqrt{3}/2$	4/5	$\sqrt{2}/2$	3/5	1/2	0
$\tan\theta$	0	$\sqrt{3}/3$	3/4	1	4/3	$\sqrt{3}$	∞

The following conventions are used in this exam.

I. The frame of reference of any problem is assumed to be inertial unless otherwise stated.
II. Assume air resistance is negligible unless otherwise stated.
III. In all situations, positive work is defined as work done on a system.
IV. The direction of current is conventional current: the direction in which positive charge would drift.
V. Assume all batteries and meters are ideal unless otherwise stated.

AP® PHYSICS 1 EQUATIONS

MECHANICS

$v_x = v_{x0} + a_x t$

$x = x_0 + v_{x0} t + \frac{1}{2} a_x t^2$

$v_x^2 = v_{x0}^2 + 2a_x (x - x_0)$

$\vec{a} = \frac{\sum \vec{F}}{m} = \frac{\vec{F}_{net}}{m}$

$|\vec{F}_f| \le \mu |\vec{F}_n|$

$a_c = \frac{v^2}{r}$

$\vec{p} = m\vec{v}$

$\Delta \vec{p} = \vec{F} \Delta t$

$K = \frac{1}{2} m v^2$

$\Delta E = W = F_{\|} d = F d \cos\theta$

$P = \frac{\Delta E}{\Delta t}$

$\theta = \theta_0 + \omega_0 t + \frac{1}{2} \alpha t^2$

$\omega = \omega_0 + \alpha t$

$x = A\cos(2\pi f t)$

$\vec{\alpha} = \frac{\sum \vec{\tau}}{I} = \frac{\vec{\tau}_{net}}{I}$

$\tau = r_{\perp} F = r F \sin\theta$

$L = I\omega$

$\Delta L = \tau \Delta t$

$K = \frac{1}{2} I \omega^2$

$|\vec{F}_s| = k|\vec{x}|$

$U_s = \frac{1}{2} k x^2$

$\rho = \frac{m}{V}$

a = acceleration
A = amplitude
d = distance
E = energy
f = frequency
F = force
I = rotational inertia
K = kinetic energy
k = spring constant
L = angular momentum
ℓ = length
m = mass
P = power
p = momentum
r = radius or separation
T = period
t = time
U = potential energy
V = volume
v = speed
W = work done on a system
x = position
y = height
α = angular acceleration
μ = coefficient of friction
θ = angle
ρ = density
τ = torque
ω = angular speed

$\Delta U_g = mg\Delta y$

$T = \frac{2\pi}{\omega} = \frac{1}{f}$

$T_s = 2\pi\sqrt{\frac{m}{k}}$

$T_p = 2\pi\sqrt{\frac{\ell}{g}}$

$|\vec{F}_g| = G\frac{m_1 m_2}{r^2}$

$\vec{g} = \frac{\vec{F}_g}{m}$

$U_G = -\frac{G m_1 m_2}{r}$

ELECTRICITY

$|\vec{F}_E| = k\left|\frac{q_1 q_2}{r^2}\right|$

$I = \frac{\Delta q}{\Delta t}$

$R = \frac{\rho \ell}{A}$

$I = \frac{\Delta V}{R}$

$P = I\,\Delta V$

$R_s = \sum_i R_i$

$\frac{1}{R_p} = \sum_i \frac{1}{R_i}$

A = area
F = force
I = current
ℓ = length
P = power
q = charge
R = resistance
r = separation
t = time
V = electric potential
ρ = resistivity

WAVES

$\lambda = \frac{v}{f}$

f = frequency
v = speed
λ = wavelength

GEOMETRY AND TRIGONOMETRY

Rectangle
$A = bh$

Triangle
$A = \frac{1}{2} bh$

Circle
$A = \pi r^2$
$C = 2\pi r$

Rectangular solid
$V = \ell w h$

Cylinder
$V = \pi r^2 \ell$
$S = 2\pi r \ell + 2\pi r^2$

Sphere
$V = \frac{4}{3}\pi r^3$
$S = 4\pi r^2$

A = area
C = circumference
V = volume
S = surface area
b = base
h = height
ℓ = length
w = width
r = radius

Right triangle
$c^2 = a^2 + b^2$
$\sin\theta = \frac{a}{c}$
$\cos\theta = \frac{b}{c}$
$\tan\theta = \frac{a}{b}$

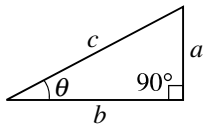

PHYSICS 1
Section II
5 Questions
Time—90 minutes

Directions: Questions 1, 4 and 5 are short free-response questions that require about 13 minutes each to answer and are worth 7 points each. Questions 2 and 3 are long free-response questions that require about 25 minutes each to answer and are worth 12 points each. Show your work for each part in the space provided after that part.

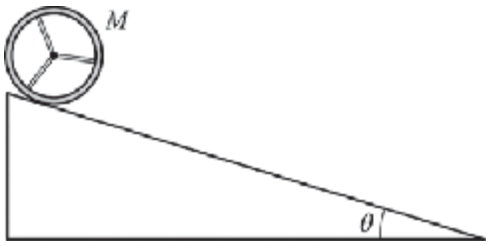

1. (7 points, suggested time 13 minutes)

   A wooden wheel of mass M, consisting of a rim with spokes, rolls down a ramp that makes an angle θ with the horizontal, as shown above. The ramp exerts a force of static friction on the wheel so that the wheel rolls without slipping.

   (a)

   i. On the diagram below, draw and label the forces (not components) that act on the wheel as it rolls down the ramp, which is indicated by the dashed line. To clearly indicate at which point on the wheel each force is exerted, draw each force as a distinct arrow starting on, and pointing away from, the point at which the force is exerted. The lengths of the arrows need not indicate the relative magnitudes of the forces.

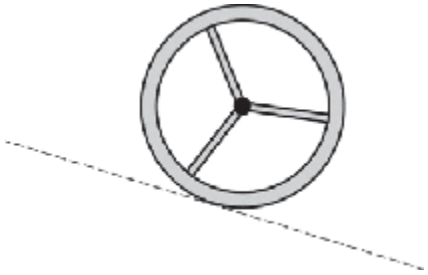

   ii. As the wheel rolls down the ramp, which force causes a change in the angular velocity of the wheel with respect to its center of mass?

   Briefly explain your reasoning.

   (b) For this ramp angle, the force of friction exerted on the wheel is less than the maximum possible static friction force. Instead, the magnitude of the force of static friction exerted on the wheel is 40 percent of the magnitude of the force or force component directed opposite to the force of friction. Derive an expression for the linear acceleration of the wheel's center of mass in terms of M, θ, and physical constants, as appropriate.

© 2016 The College Board.
Visit the College Board on the Web: www.collegeboard.org.

(c) In a second experiment on the same ramp, a block of ice, also with mass *M*, is released from rest at the same instant the wheel is released from rest, and from the same height. The block slides down the ramp with negligible friction.

i. Which object, if either, reaches the bottom of the ramp with the greatest speed?

____ Wheel ____ Block ____ Neither; both reach the bottom with the same speed.

Briefly explain your answer, reasoning in terms of forces.

ii. Briefly explain your answer again, now reasoning in terms of energy.

© 2016 The College Board.
Visit the College Board on the Web: www.collegeboard.org.

2. (12 points, suggested time 25 minutes)

A new kind of toy ball is advertised to "bounce perfectly elastically" off hard surfaces. A student suspects, however, that no collision can be perfectly elastic. The student hypothesizes that the collisions are very close to being perfectly elastic for low-speed collisions but that they deviate more and more from being perfectly elastic as the collision speed increases.

(a) Design an experiment to test the student's hypothesis about collisions of the ball with a hard surface. The student has equipment that would usually be found in a school physics laboratory.

i. What quantities would be measured?

ii. What equipment would be used for the measurements, and how would that equipment be used?

iii. Describe the procedure to be used to test the student's hypothesis. Give enough detail so that another student could replicate the experiment.

(b) Describe how you would represent the data in a graph or table. Explain how that representation would be used to determine whether the data are consistent with the student's hypothesis.

(c) A student carries out the experiment and analysis described in parts (a) and (b). The student immediately concludes that something went wrong in the experiment because the graph or table shows behavior that is elastic for low-speed collisions but appears to violate a basic physics principle for high-speed collisions.

i. Give an example of a graph or table that indicates nearly elastic behavior for low-speed collisions but appears to violate a basic physics principle for high-speed collisions.

ii. State one physics principle that appears to be violated in the graph or table given in part (c)i. Several physics principles might appear to be violated, but you only need to identify one.

Briefly explain what aspect of the graph or table indicates that the physics principle is violated, and why.

© 2016 The College Board.
Visit the College Board on the Web: www.collegeboard.org.

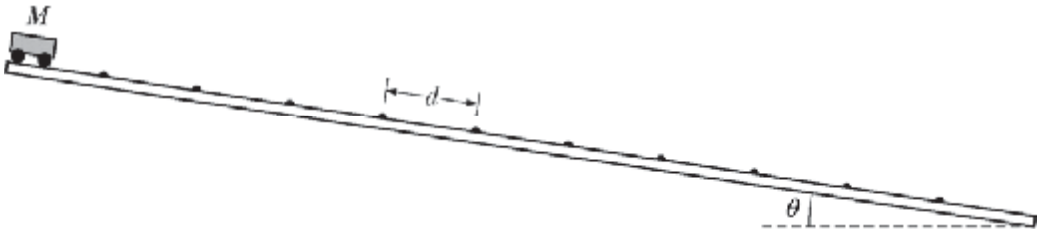

Note: Figure not drawn to scale.

3. (12 points, suggested time 25 minutes)

A long track, inclined at an angle θ to the horizontal, has small speed bumps on it. The bumps are evenly spaced a distance d apart, as shown in the figure above. The track is actually much longer than shown, with over 100 bumps. A cart of mass M is released from rest at the top of the track. A student notices that after reaching the 40th bump the cart's average speed between successive bumps no longer increases, reaching a maximum value v_{avg}. This means the time interval taken to move from one bump to the next bump becomes constant.

(a) Consider the cart's motion between bump 41 and bump 44.

i. In the figure below, sketch a graph of the cart's velocity v as a function of time from the moment it reaches bump 41 until the moment it reaches bump 44.

ii. Over the same time interval, draw a dashed horizontal line at $v = v_{avg}$. Label this line "v_{avg}".

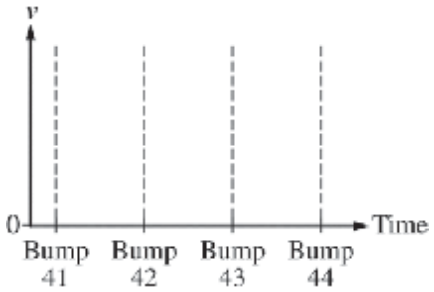

(b) Suppose the distance between the bumps is increased but everything else stays the same.

Is the maximum speed of the cart now greater than, less than, or the same as it was with the bumps closer together?

____ Greater than ____ Less than ____ The same as

Briefly explain your reasoning.

(c) With the bumps returned to the original spacing, the track is tilted to a greater ramp angle θ. Is the maximum speed of the cart greater than, less than, or the same as it was when the ramp angle was smaller?

____ Greater than ____ Less than ____ The same as

Briefly explain your reasoning.

© 2016 The College Board.
Visit the College Board on the Web: www.collegeboard.org.

(d) Before deriving an equation for a quantity such as v_{avg}, it can be useful to come up with an equation that is intuitively expected to be true. That way, the derivation can be checked later to see if it makes sense physically. A student comes up with the following equation for the cart's maximum average speed: $v_{avg} = C\frac{Mg\sin\theta}{d}$, where C is a positive constant.

i. To test the equation, the student rolls a cart down the long track with speed bumps many times in front of a motion detector. The student varies the mass M of the cart with each trial but keeps everything else the same. The graph shown below is the student's plot of the data for v_{avg} as a function of M.

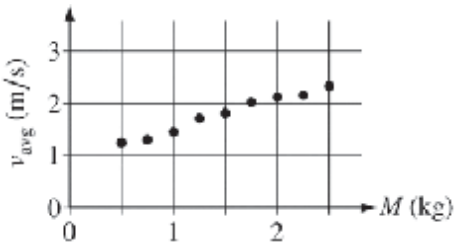

Are these data consistent with the student's equation?

____ Yes ____ No

Briefly explain your reasoning.

ii. Another student suggests that whether or not the data above are consistent with the equation, the equation could be incorrect for other reasons. Does the equation make physical sense?

____ Yes ____ No

Briefly explain your reasoning.

© 2016 The College Board.
Visit the College Board on the Web: www.collegeboard.org.

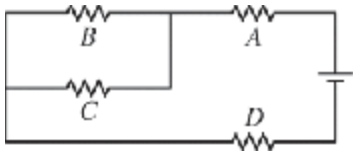

4. (7 points, suggested time 13 minutes)

A circuit contains a battery and four identical resistors arranged as shown in the diagram above.

(a) Rank the magnitude of the potential difference across each resistor from greatest to least. If any resistors have potential differences with the same magnitude, state that explicitly. Briefly explain your reasoning.

Ranking:

Brief explanation:

Resistor *B* is now removed from the circuit, and there is no connection between the wires that were attached to it. The new circuit diagram is shown below.

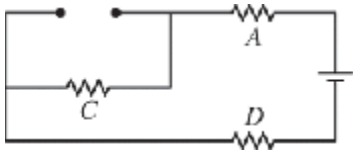

(b) When resistor *B* is removed, does the current through resistor *A* increase, decrease, or remain the same?

____ Increase ____ Decrease ____ Remain the same

Briefly explain your reasoning.

(c) When resistor *B* is removed, does the current through resistor *C* increase, decrease, or remain the same?

____ Increase ____ Decrease ____ Remain the same

Briefly explain your reasoning.

© 2016 The College Board.
Visit the College Board on the Web: www.collegeboard.org.

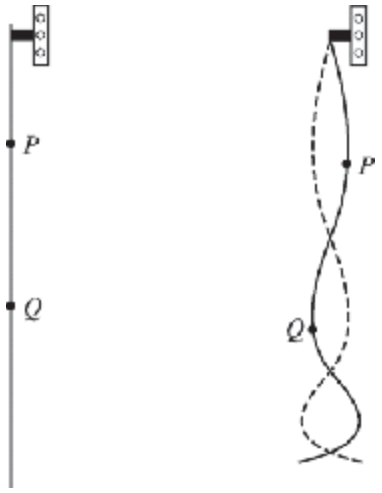

5. (7 points, suggested time 13 minutes)

The figure above on the left shows a uniformly thick rope hanging vertically from an oscillator that is turned off. When the oscillator is on and set at a certain frequency, the rope forms the standing wave shown above on the right. *P* and *Q* are two points on the rope.

(a) The tension at point *P* is greater than the tension at point *Q*. Briefly explain why.

(b) A student hypothesizes that increasing the tension in a rope increases the speed at which waves travel along the rope. In a clear, coherent paragraph-length response that may also contain figures and/or equations, explain why the standing wave shown above supports the student's hypothesis.

STOP

END OF EXAM

© 2016 The College Board.
Visit the College Board on the Web: www.collegeboard.org.

2017

AP CollegeBoard

AP Physics 1: Algebra-Based

Free-Response Questions

© 2017 The College Board. College Board, Advanced Placement Program, AP, AP Central, and the acorn logo are registered trademarks of the College Board. Visit the College Board on the Web: www.collegeboard.org.

AP Central is the official online home for the AP Program: apcentral.collegeboard.org.

AP® PHYSICS 1 TABLE OF INFORMATION

CONSTANTS AND CONVERSION FACTORS			
Proton mass,	$m_p = 1.67 \times 10^{-27}$ kg	Electron charge magnitude,	$e = 1.60 \times 10^{-19}$ C
Neutron mass,	$m_n = 1.67 \times 10^{-27}$ kg	Coulomb's law constant,	$k = 1/4\pi\varepsilon_0 = 9.0 \times 10^9$ N•m^2/C^2
Electron mass,	$m_e = 9.11 \times 10^{-31}$ kg	Universal gravitational constant,	$G = 6.67 \times 10^{-11}$ m^3/kg•s^2
Speed of light,	$c = 3.00 \times 10^8$ m/s	Acceleration due to gravity at Earth's surface,	$g = 9.8$ m/s^2

UNIT SYMBOLS	meter,	m	kelvin,	K	watt,	W	degree Celsius, °C
	kilogram,	kg	hertz,	Hz	coulomb,	C	
	second,	s	newton,	N	volt,	V	
	ampere,	A	joule,	J	ohm,	Ω	

PREFIXES		
Factor	Prefix	Symbol
10^{12}	tera	T
10^{9}	giga	G
10^{6}	mega	M
10^{3}	kilo	k
10^{-2}	centi	c
10^{-3}	milli	m
10^{-6}	micro	μ
10^{-9}	nano	n
10^{-12}	pico	p

VALUES OF TRIGONOMETRIC FUNCTIONS FOR COMMON ANGLES							
θ	0°	30°	37°	45°	53°	60°	90°
$\sin\theta$	0	1/2	3/5	$\sqrt{2}/2$	4/5	$\sqrt{3}/2$	1
$\cos\theta$	1	$\sqrt{3}/2$	4/5	$\sqrt{2}/2$	3/5	1/2	0
$\tan\theta$	0	$\sqrt{3}/3$	3/4	1	4/3	$\sqrt{3}$	∞

The following conventions are used in this exam.

I. The frame of reference of any problem is assumed to be inertial unless otherwise stated.
II. Assume air resistance is negligible unless otherwise stated.
III. In all situations, positive work is defined as work done on a system.
IV. The direction of current is conventional current: the direction in which positive charge would drift.
V. Assume all batteries and meters are ideal unless otherwise stated.

AP® PHYSICS 1 EQUATIONS

MECHANICS

$v_x = v_{x0} + a_x t$

$x = x_0 + v_{x0} t + \frac{1}{2} a_x t^2$

$v_x^2 = v_{x0}^2 + 2a_x (x - x_0)$

$\vec{a} = \frac{\sum \vec{F}}{m} = \frac{\vec{F}_{net}}{m}$

$|\vec{F}_f| \le \mu |\vec{F}_n|$

$a_c = \frac{v^2}{r}$

$\vec{p} = m\vec{v}$

$\Delta \vec{p} = \vec{F} \Delta t$

$K = \frac{1}{2} m v^2$

$\Delta E = W = F_{\|} d = F d \cos\theta$

$P = \frac{\Delta E}{\Delta t}$

$\theta = \theta_0 + \omega_0 t + \frac{1}{2} \alpha t^2$

$\omega = \omega_0 + \alpha t$

$x = A\cos(2\pi f t)$

$\vec{\alpha} = \frac{\sum \vec{\tau}}{I} = \frac{\vec{\tau}_{net}}{I}$

$\tau = r_{\perp} F = r F \sin\theta$

$L = I\omega$

$\Delta L = \tau \Delta t$

$K = \frac{1}{2} I \omega^2$

$|\vec{F}_s| = k|\vec{x}|$

$U_s = \frac{1}{2} k x^2$

$\rho = \frac{m}{V}$

a = acceleration
A = amplitude
d = distance
E = energy
f = frequency
F = force
I = rotational inertia
K = kinetic energy
k = spring constant
L = angular momentum
ℓ = length
m = mass
P = power
p = momentum
r = radius or separation
T = period
t = time
U = potential energy
V = volume
v = speed
W = work done on a system
x = position
y = height
α = angular acceleration
μ = coefficient of friction
θ = angle
ρ = density
τ = torque
ω = angular speed

$\Delta U_g = mg\Delta y$

$T = \frac{2\pi}{\omega} = \frac{1}{f}$

$T_s = 2\pi\sqrt{\frac{m}{k}}$

$T_p = 2\pi\sqrt{\frac{\ell}{g}}$

$|\vec{F}_g| = G\frac{m_1 m_2}{r^2}$

$\vec{g} = \frac{\vec{F}_g}{m}$

$U_G = -\frac{G m_1 m_2}{r}$

ELECTRICITY

$|\vec{F}_E| = k\left|\frac{q_1 q_2}{r^2}\right|$

$I = \frac{\Delta q}{\Delta t}$

$R = \frac{\rho \ell}{A}$

$I = \frac{\Delta V}{R}$

$P = I\,\Delta V$

$R_s = \sum_i R_i$

$\frac{1}{R_p} = \sum_i \frac{1}{R_i}$

A = area
F = force
I = current
ℓ = length
P = power
q = charge
R = resistance
r = separation
t = time
V = electric potential
ρ = resistivity

WAVES

$\lambda = \frac{v}{f}$

f = frequency
v = speed
λ = wavelength

GEOMETRY AND TRIGONOMETRY

Rectangle
$A = bh$

Triangle
$A = \frac{1}{2} bh$

Circle
$A = \pi r^2$
$C = 2\pi r$

Rectangular solid
$V = \ell w h$

Cylinder
$V = \pi r^2 \ell$
$S = 2\pi r \ell + 2\pi r^2$

Sphere
$V = \frac{4}{3}\pi r^3$
$S = 4\pi r^2$

A = area
C = circumference
V = volume
S = surface area
b = base
h = height
ℓ = length
w = width
r = radius

Right triangle
$c^2 = a^2 + b^2$
$\sin\theta = \frac{a}{c}$
$\cos\theta = \frac{b}{c}$
$\tan\theta = \frac{a}{b}$

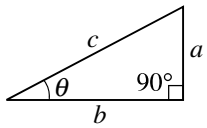

PHYSICS 1
Section II
5 Questions
Time—90 minutes

Directions: Questions 1, 4, and 5 are short free-response questions that require about 13 minutes each to answer and are worth 7 points each. Questions 2 and 3 are long free-response questions that require about 25 minutes each to answer and are worth 12 points each. Show your work for each part in the space provided after that part.

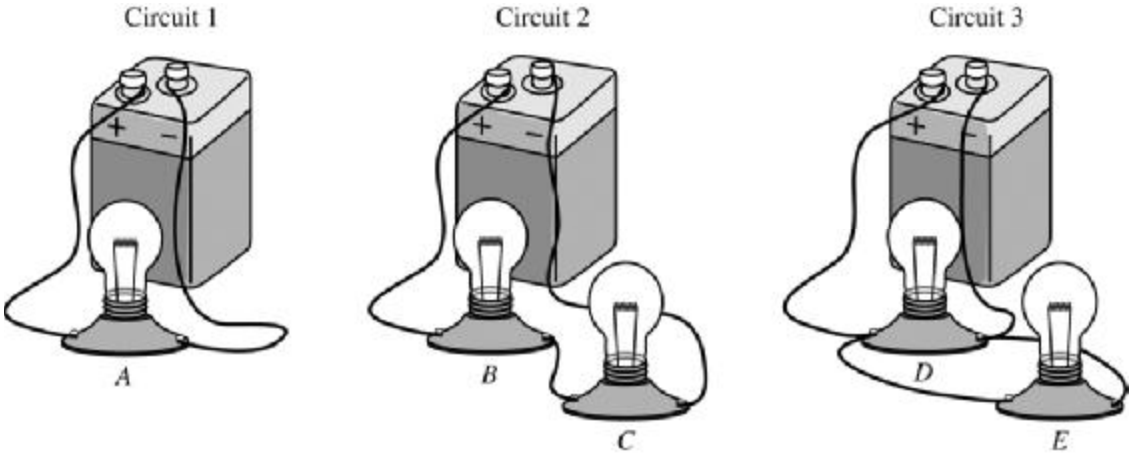

1. (7 points, suggested time 13 minutes)

   In the three circuits shown above, the batteries are all identical, and the lightbulbs are all identical. In circuit 1 a single lightbulb is connected to the battery. In circuits 2 and 3, two lightbulbs are connected to the battery in different ways, as shown. The lightbulbs are labeled *A*–*E*.

   (a) Rank the magnitudes of the potential differences across lightbulbs *A*, *B*, *C*, *D*, and *E* from largest to smallest. If any lightbulbs have the same potential difference across them, state that explicitly.

   Ranking:

   Briefly explain how you determined your ranking.

   (b) The batteries all start with an identical amount of usable energy and are all connected to the lightbulbs in the circuits at the same time.

   In which circuit will the battery run out of usable energy first?

   ____ Circuit 1 ____ Circuit 2 ____ Circuit 3

   In which circuit will the battery run out of usable energy last?

   ____ Circuit 1 ____ Circuit 2 ____ Circuit 3

   In a clear, coherent paragraph-length response that may also contain equations and drawings, explain your reasoning.

© 2017 The College Board.
Visit the College Board on the Web: www.collegeboard.org.

2. (12 points, suggested time 25 minutes)

A student wants to determine the coefficient of static friction between a long, flat wood board and a small wood block.

(a) Describe an experiment for determining the coefficient of static friction between the wood board and the wood block. Assume equipment usually found in a school physics laboratory is available.

i. Draw a diagram of the experimental setup of the board and block. In your diagram, indicate each quantity that would be measured and draw or state what equipment would be used to measure each quantity.

ii. Describe the overall procedure to be used, including any steps necessary to reduce experimental uncertainty. Give enough detail so that another student could replicate the experiment.

(b) Derive an equation for the coefficient of static friction in terms of quantities measured in the procedure from part (a).

A physics class consisting of six lab groups wants to test the hypothesis that the coefficient of static friction between the board and the block equals the coefficient of kinetic friction between the board and the block. Each group determines the coefficients of kinetic and static friction between the board and the block. The groups' results are shown below, with the class averages indicated in the bottom row.

Lab Group Number	Coefficient of Kinetic Friction	Coefficient of Static Friction
1	0.45	0.54
2	0.46	0.52
3	0.42	0.56
4	0.43	0.55
5	0.74	0.23
6	0.44	0.54
Average	0.49	0.49

(c) Based on these data, what conclusion should the students make about the hypothesis that the coefficients of static and kinetic friction are equal?

____ The static and kinetic coefficients are equal.

____ The static and kinetic coefficients are not equal.

Briefly justify your reasoning.

(d) A metal disk is glued to the top of the wood block. The mass of the block-disk system is twice the mass of the original block. Does the coefficient of static friction between the bottom of the block and the board increase, decrease, or remain the same when the disk is added to the block?

____ Increase ____ Decrease ____ Remain the same

Briefly state your reasoning.

© 2017 The College Board.
Visit the College Board on the Web: www.collegeboard.org.

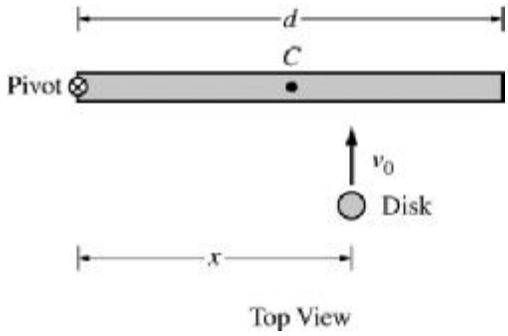

3. (12 points, suggested time 25 minutes)

The left end of a rod of length d and rotational inertia I is attached to a frictionless horizontal surface by a frictionless pivot, as shown above. Point C marks the center (midpoint) of the rod. The rod is initially motionless but is free to rotate around the pivot. A student will slide a disk of mass m_{disk} toward the rod with velocity v_0 perpendicular to the rod, and the disk will stick to the rod a distance x from the pivot. The student wants the rod-disk system to end up with as much angular speed as possible.

(a) Suppose the rod is much more massive than the disk. To give the rod as much angular speed as possible, should the student make the disk hit the rod to the left of point C, at point C, or to the right of point C ?

____ To the left of C ____ At C ____ To the right of C

Briefly explain your reasoning without manipulating equations.

(b) On the Internet, a student finds the following equation for the postcollision angular speed ω of the rod in this situation: $\omega = \frac{m_{\text{disk}} x v_0}{I}$. Regardless of whether this equation for angular speed is correct, does it agree with your qualitative reasoning in part (a) ? In other words, does this equation for ω have the expected dependence as reasoned in part (a) ?

____ Yes ____ No

Briefly explain your reasoning without deriving an equation for ω.

(c) Another student deriving an equation for the postcollision angular speed ω of the rod makes a mistake and comes up with $\omega = \frac{I x v_0}{m_{\text{disk}} d^4}$. Without deriving the correct equation, how can you tell that this equation is not plausible—in other words, that it does not make physical sense? Briefly explain your reasoning.

© 2017 The College Board.
Visit the College Board on the Web: www.collegeboard.org.

For parts (d) and (e), do NOT assume that the rod is much more massive than the disk.

(d) Immediately before colliding with the rod, the disk's rotational inertia about the pivot is $m_{\text{disk}} x^2$ and its angular momentum with respect to the pivot is $m_{\text{disk}} v_0 x$. Derive an equation for the postcollision angular speed ω of the rod. Express your answer in terms of d, m_{disk}, I, x, v_0, and physical constants, as appropriate.

(e) Consider the collision for which your equation in part (d) was derived, except now suppose the disk bounces backward off the rod instead of sticking to the rod. Is the postcollision angular speed of the rod when the disk bounces off it greater than, less than, or equal to the postcollision angular speed of the rod when the disk sticks to it?

____ Greater than ____ Less than ____ Equal to

Briefly explain your reasoning.

© 2017 The College Board.
Visit the College Board on the Web: www.collegeboard.org.

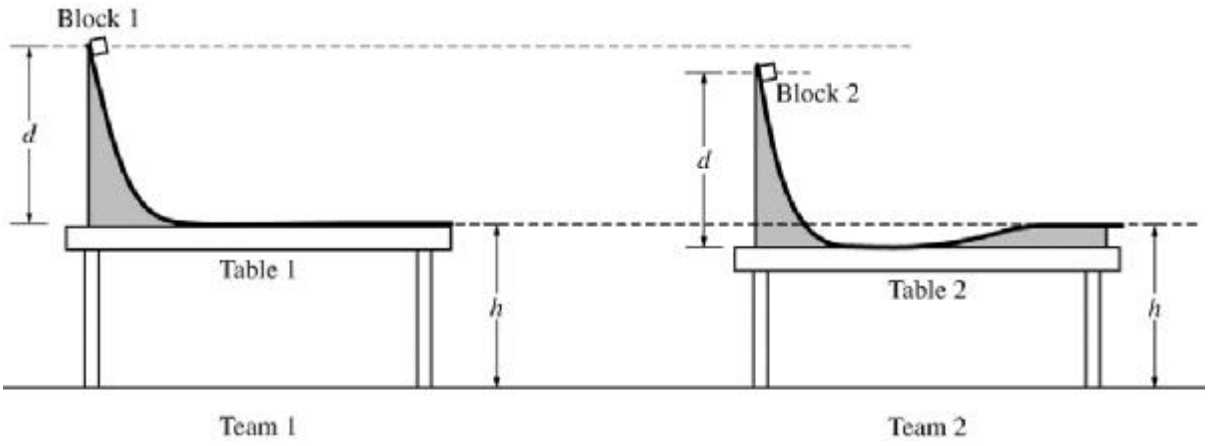

4. (7 points, suggested time 13 minutes)

A physics class is asked to design a low-friction slide that will launch a block horizontally from the top of a lab table. Teams 1 and 2 assemble the slides shown above and use identical blocks 1 and 2, respectively. Both slides start at the same height d above the tabletop. However, team 2's table is lower than team 1's table. To compensate for the lower table, team 2 constructs the right end of the slide to rise above the tabletop so that the block leaves the slide horizontally at the same height h above the floor as does team 1's block (see figure above).

(a) Both blocks are released from rest at the top of their respective slides. Do block 1 and block 2 land the same distance from their respective tables?

____ Yes ____ No

Justify your answer.

© 2017 The College Board.
Visit the College Board on the Web: www.collegeboard.org.

In another experiment, teams 1 and 2 use tables and low-friction slides with the same height. However, the two slides have different shapes, as shown below.

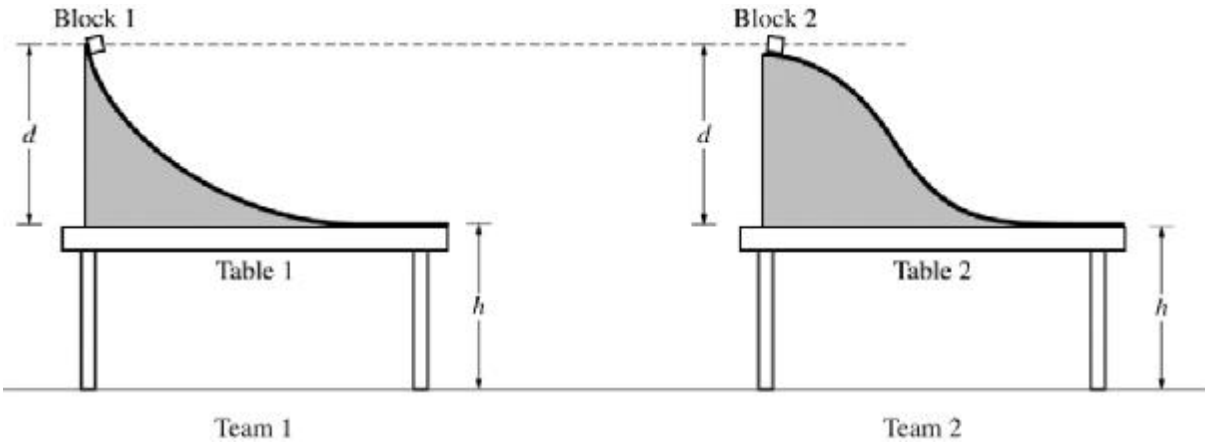

(b) Both blocks are released from rest at the top of their respective slides at the same time.

i. Which block, if either, lands farther from its respective table?

____ Block 1 ____ Block 2 ____ The two blocks land the same distance from their respective tables.

Briefly explain your reasoning without manipulating equations.

ii. Which block, if either, hits the floor first?

____ Block 1 ____ Block 2 ____ The two blocks hit the floor at the same time.

Briefly explain your reasoning without manipulating equations.

© 2017 The College Board.
Visit the College Board on the Web: www.collegeboard.org.

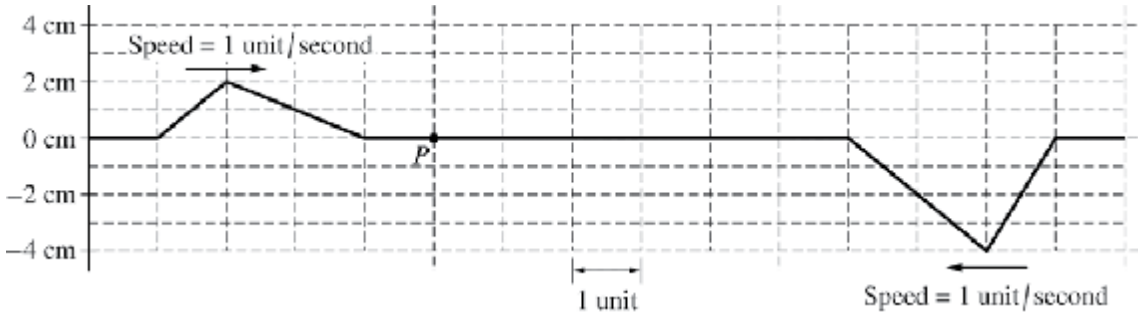

5. (7 points, suggested time 13 minutes)

Two wave pulses are traveling in opposite directions on a string. The shape of the string at $t = 0$ is shown above. Each pulse is moving with a speed of one unit per second in the direction indicated.

(a) Between time $t = 0$ and $t = 5$ seconds, the entire left-hand pulse approaches and moves beyond point P on the string. On the coordinate axes below, plot the velocity of the piece of string located at point P as a function of time between $t = 0$ and $t = 5$ seconds.

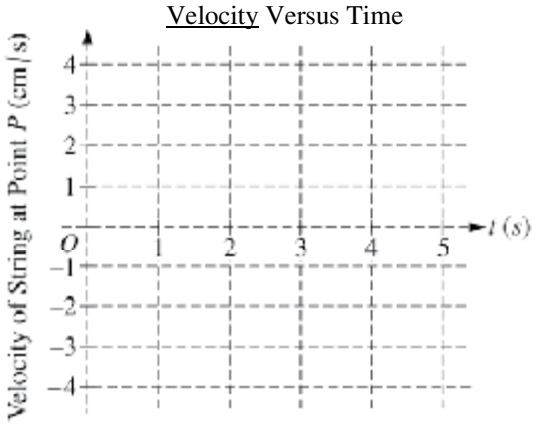

(b) At $t = 5$ s, the pulses completely overlap. On the grid provided below, sketch the shape of the entire string at $t = 5$ s.

Note: Do any scratch (practice) work on the grids on the following page. You will only be graded for the sketch made on the grid on this page.

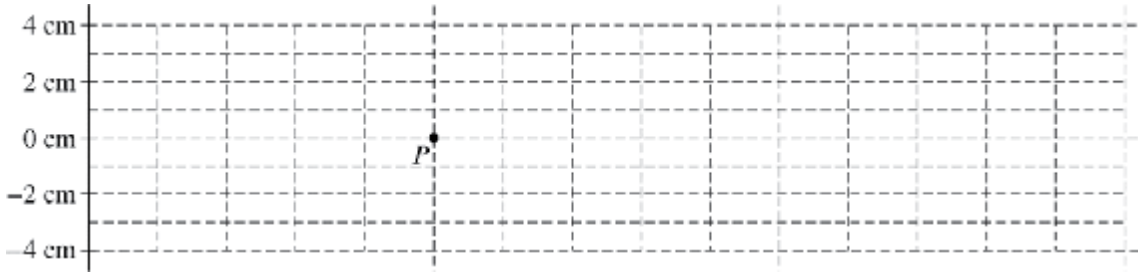

© 2017 The College Board.
Visit the College Board on the Web: www.collegeboard.org.

The grids below are provided for scratch work only. Sketches made below will NOT be graded.

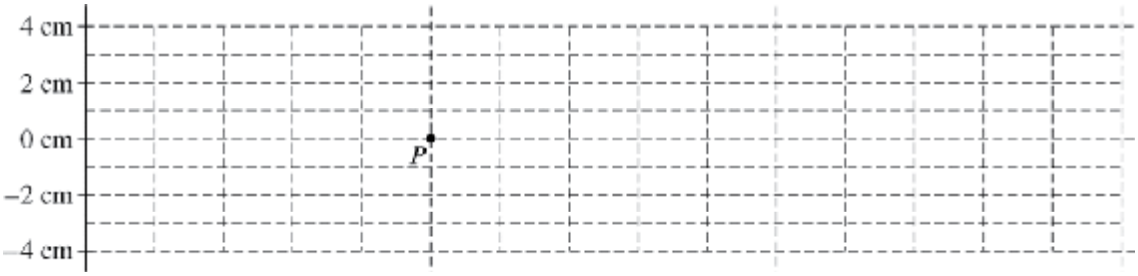

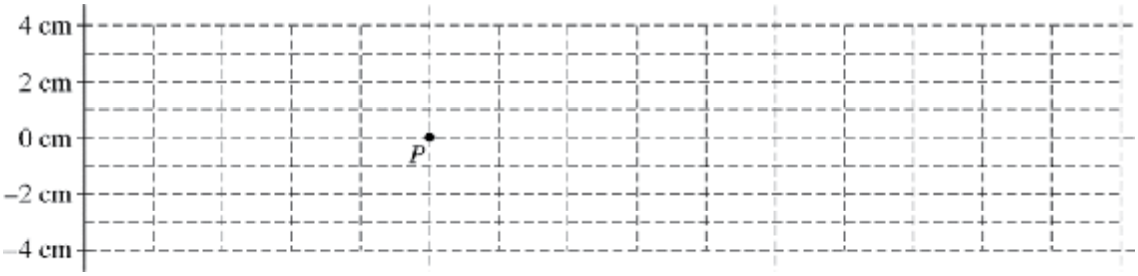

STOP

END OF EXAM

© 2017 The College Board.
Visit the College Board on the Web: www.collegeboard.org.

2018

AP CollegeBoard

AP Physics 1: Algebra-Based

Free-Response Questions

© 2018 The College Board. College Board, Advanced Placement Program, AP, AP Central, and the acorn logo are registered trademarks of the College Board. Visit the College Board on the Web: www.collegeboard.org.

AP Central is the official online home for the AP Program: apcentral.collegeboard.org.

AP® PHYSICS 1 TABLE OF INFORMATION

CONSTANTS AND CONVERSION FACTORS			
Proton mass,	$m_p = 1.67 \times 10^{-27}$ kg	Electron charge magnitude,	$e = 1.60 \times 10^{-19}$ C
Neutron mass,	$m_n = 1.67 \times 10^{-27}$ kg	Coulomb's law constant,	$k = 1/4\pi\varepsilon_0 = 9.0 \times 10^9$ N•m^2/C^2
Electron mass,	$m_e = 9.11 \times 10^{-31}$ kg	Universal gravitational constant,	$G = 6.67 \times 10^{-11}$ m^3/kg•s^2
Speed of light,	$c = 3.00 \times 10^8$ m/s	Acceleration due to gravity at Earth's surface,	$g = 9.8$ m/s^2

UNIT SYMBOLS							
	meter,	m	kelvin,	K	watt,	W	degree Celsius, °C
	kilogram,	kg	hertz,	Hz	coulomb,	C	
	second,	s	newton,	N	volt,	V	
	ampere,	A	joule,	J	ohm,	Ω	

PREFIXES		
Factor	Prefix	Symbol
10^{12}	tera	T
10^{9}	giga	G
10^{6}	mega	M
10^{3}	kilo	k
10^{-2}	centi	c
10^{-3}	milli	m
10^{-6}	micro	μ
10^{-9}	nano	n
10^{-12}	pico	p

VALUES OF TRIGONOMETRIC FUNCTIONS FOR COMMON ANGLES							
θ	0°	30°	37°	45°	53°	60°	90°
$\sin\theta$	0	1/2	3/5	$\sqrt{2}/2$	4/5	$\sqrt{3}/2$	1
$\cos\theta$	1	$\sqrt{3}/2$	4/5	$\sqrt{2}/2$	3/5	1/2	0
$\tan\theta$	0	$\sqrt{3}/3$	3/4	1	4/3	$\sqrt{3}$	∞

The following conventions are used in this exam.

I. The frame of reference of any problem is assumed to be inertial unless otherwise stated.
II. Assume air resistance is negligible unless otherwise stated.
III. In all situations, positive work is defined as work done on a system.
IV. The direction of current is conventional current: the direction in which positive charge would drift.
V. Assume all batteries and meters are ideal unless otherwise stated.

AP® PHYSICS 1 EQUATIONS

MECHANICS

$v_x = v_{x0} + a_x t$

$x = x_0 + v_{x0} t + \frac{1}{2} a_x t^2$

$v_x^2 = v_{x0}^2 + 2a_x (x - x_0)$

$\vec{a} = \frac{\sum \vec{F}}{m} = \frac{\vec{F}_{net}}{m}$

$|\vec{F}_f| \le \mu |\vec{F}_n|$

$a_c = \frac{v^2}{r}$

$\vec{p} = m\vec{v}$

$\Delta \vec{p} = \vec{F} \Delta t$

$K = \frac{1}{2} m v^2$

$\Delta E = W = F_{\|} d = F d \cos\theta$

$P = \frac{\Delta E}{\Delta t}$

$\theta = \theta_0 + \omega_0 t + \frac{1}{2} \alpha t^2$

$\omega = \omega_0 + \alpha t$

$x = A\cos(2\pi f t)$

$\vec{\alpha} = \frac{\sum \vec{\tau}}{I} = \frac{\vec{\tau}_{net}}{I}$

$\tau = r_{\perp} F = r F \sin\theta$

$L = I\omega$

$\Delta L = \tau \Delta t$

$K = \frac{1}{2} I \omega^2$

$|\vec{F}_s| = k|\vec{x}|$

$U_s = \frac{1}{2} k x^2$

$\rho = \frac{m}{V}$

a = acceleration
A = amplitude
d = distance
E = energy
f = frequency
F = force
I = rotational inertia
K = kinetic energy
k = spring constant
L = angular momentum
ℓ = length
m = mass
P = power
p = momentum
r = radius or separation
T = period
t = time
U = potential energy
V = volume
v = speed
W = work done on a system
x = position
y = height
α = angular acceleration
μ = coefficient of friction
θ = angle
ρ = density
τ = torque
ω = angular speed

$\Delta U_g = mg\Delta y$

$T = \frac{2\pi}{\omega} = \frac{1}{f}$

$T_s = 2\pi\sqrt{\frac{m}{k}}$

$T_p = 2\pi\sqrt{\frac{\ell}{g}}$

$|\vec{F}_g| = G\frac{m_1 m_2}{r^2}$

$\vec{g} = \frac{\vec{F}_g}{m}$

$U_G = -\frac{G m_1 m_2}{r}$

ELECTRICITY

$|\vec{F}_E| = k\left|\frac{q_1 q_2}{r^2}\right|$

$I = \frac{\Delta q}{\Delta t}$

$R = \frac{\rho \ell}{A}$

$I = \frac{\Delta V}{R}$

$P = I\,\Delta V$

$R_s = \sum_i R_i$

$\frac{1}{R_p} = \sum_i \frac{1}{R_i}$

A = area
F = force
I = current
ℓ = length
P = power
q = charge
R = resistance
r = separation
t = time
V = electric potential
ρ = resistivity

WAVES

$\lambda = \frac{v}{f}$

f = frequency
v = speed
λ = wavelength

GEOMETRY AND TRIGONOMETRY

Rectangle
$A = bh$

Triangle
$A = \frac{1}{2} bh$

Circle
$A = \pi r^2$
$C = 2\pi r$

Rectangular solid
$V = \ell w h$

Cylinder
$V = \pi r^2 \ell$
$S = 2\pi r \ell + 2\pi r^2$

Sphere
$V = \frac{4}{3}\pi r^3$
$S = 4\pi r^2$

A = area
C = circumference
V = volume
S = surface area
b = base
h = height
ℓ = length
w = width
r = radius

Right triangle
$c^2 = a^2 + b^2$

$\sin\theta = \frac{a}{c}$

$\cos\theta = \frac{b}{c}$

$\tan\theta = \frac{a}{b}$

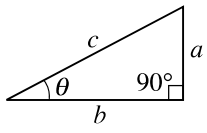

2018 AP® PHYSICS 1 FREE-RESPONSE QUESTIONS

PHYSICS 1
Section II
Time—1 hour and 30 minutes
5 Questions

Directions: Questions 1, 4, and 5 are short free-response questions that require about 13 minutes each to answer and are worth 7 points each. Questions 2 and 3 are long free-response questions that require about 25 minutes each to answer and are worth 12 points each. Show your work for each part in the space provided after that part.

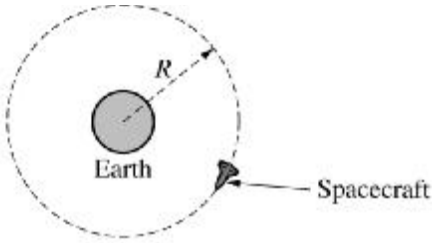

Note: Figure not drawn to scale.

1. (7 points, suggested time 13 minutes)

   A spacecraft of mass m is in a clockwise circular orbit of radius R around Earth, as shown in the figure above. The mass of Earth is M_E.

   (a) In the figure below, draw and label the forces (not components) that act on the spacecraft. Each force must be represented by a distinct arrow starting on, and pointing away from, the spacecraft.

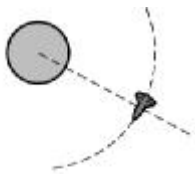

Note: Figure not drawn to scale.

   (b)

   i. Derive an equation for the orbital period T of the spacecraft in terms of m, M_E, R, and physical constants, as appropriate. If you need to draw anything other than what you have shown in part (a) to assist in your solution, use the space below. Do NOT add anything to the figure in part (a).

   ii. A second spacecraft of mass $2m$ is placed in a circular orbit with the same radius R. Is the orbital period of the second spacecraft greater than, less than, or equal to the orbital period of the first spacecraft?

   ____ Greater than ____ Less than ____ Equal to

   Briefly explain your reasoning.

© 2018 The College Board.
Visit the College Board on the Web: www.collegeboard.org.

(c) The first spacecraft is moved into a new circular orbit that has a radius greater than R, as shown in the figure below.

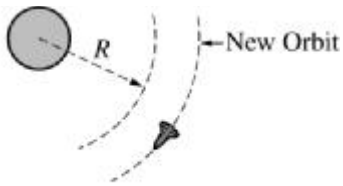

Note: Figure not drawn to scale.

Is the speed of the spacecraft in the new orbit greater than, less than, or equal to the original speed?

____ Greater than ____ Less than ____ Equal to

Briefly explain your reasoning.

© 2018 The College Board.
Visit the College Board on the Web: www.collegeboard.org.

2. (12 points, suggested time 25 minutes)

A group of students prepare a large batch of conductive dough (a soft substance that can conduct electricity) and then mold the dough into several cylinders with various cross-sectional areas A and lengths ℓ. Each student applies a potential difference ΔV across the ends of a dough cylinder and determines the resistance R of the cylinder. The results of their experiments are shown in the table below.

Dough Cylinder	A (m^2)	ℓ (m)	ΔV (V)	R (Ω)		
1	0.00049	0.030	1.02	23.6		
2	0.00049	0.050	2.34	31.5		
3	0.00053	0.080	3.58	61.2		
4	0.00057	0.150	6.21	105		

(a) The students want to determine the resistivity of the dough cylinders.

i. Indicate below which quantities could be graphed to determine a value for the resistivity of the dough cylinders. You may use the remaining columns in the table above, as needed, to record any quantities (including units) that are not already in the table.

Vertical Axis: _____ Horizontal Axis: _____

ii. On the grid below, plot the appropriate quantities to determine the resistivity of the dough cylinders. Clearly scale and label all axes, including units as appropriate.

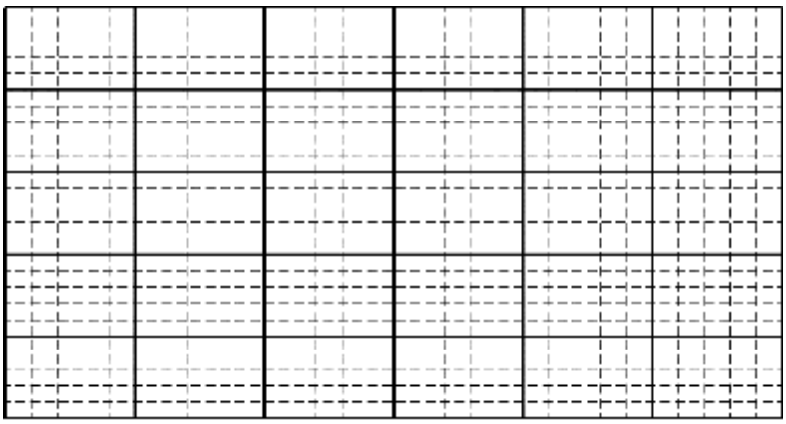

iii. Use the above graph to estimate a value for the resistivity of the dough cylinders.

© 2018 The College Board.
Visit the College Board on the Web: www.collegeboard.org.

(b) Another group of students perform the experiment described in part (a) but shape the dough into long rectangular shapes instead of cylinders. Will this change affect the value of the resistivity determined by the second group of students?

____ Yes ____ No

Briefly justify your reasoning.

(c) Describe an experimental procedure to determine whether or not the resistivity of the dough cylinders depends on the temperature of the dough. Give enough detail so that another student could replicate the experiment. As needed, include a diagram of the experimental setup. Assume equipment usually found in a school physics laboratory is available.

© 2018 The College Board.
Visit the College Board on the Web: www.collegeboard.org.
© 2018 The College Board.
Visit the College Board on the Web: www.collegeboard.org.

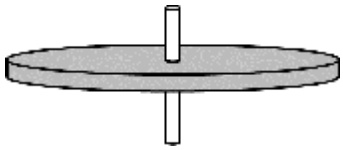

3. (12 points, suggested time 25 minutes)

The disk shown above spins about the axle at its center. A student's experiments reveal that, while the disk is spinning, friction between the axle and the disk exerts a constant torque on the disk.

(a) At time $t = 0$ the disk has an initial counterclockwise (positive) angular velocity ω_0. The disk later comes to rest at time $t = t_1$.

i. On the grid at left below, sketch a graph that could represent the disk's angular velocity as a function of time t from $t = 0$ until the disk comes to rest at time $t = t_1$.

ii. On the grid at right below, sketch the disk's angular acceleration as a function of time t from $t = 0$ until the disk comes to rest at time $t = t_1$.

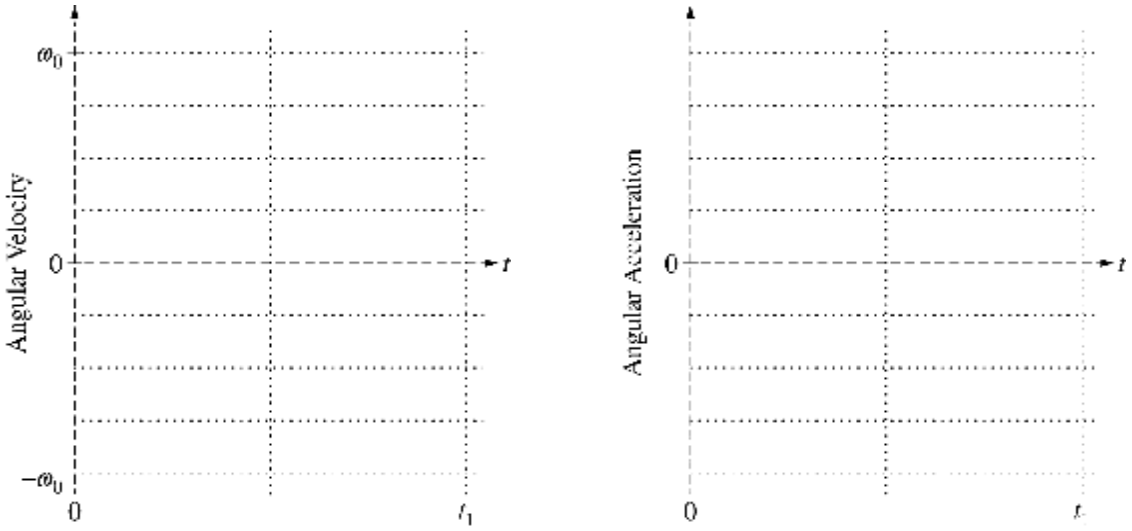

(b) The magnitude of the frictional torque exerted on the disk is τ_0. Derive an equation for the rotational inertia I of the disk in terms of τ_0, ω_0, t_1, and physical constants, as appropriate.

© 2018 The College Board.
Visit the College Board on the Web: www.collegeboard.org.

(c) In another experiment, the disk again has an initial positive angular velocity ω_0 at time $t = 0$. At time $t = \frac{1}{2}t_1$, the student starts dripping oil on the contact surface between the axle and the disk to reduce the friction. As time passes, more and more oil reaches that contact surface, reducing the friction even further.

i. On the grid at left below, sketch a graph that could represent the disk's angular velocity as a function of time from $t = 0$ to $t = t_1$, which is the time at which the disk came to rest in part (a).

ii. On the grid at right below, sketch the disk's angular acceleration as a function of time from $t = 0$ to $t = t_1$.

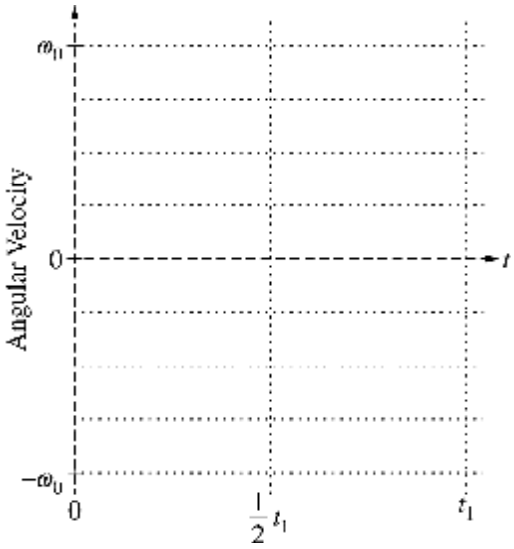

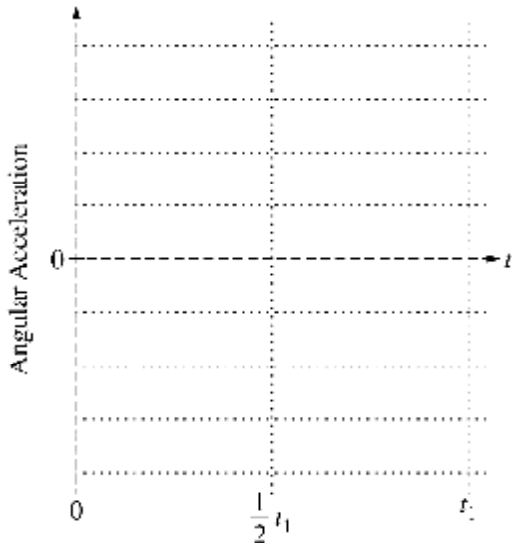

(d) The student is trying to mathematically model the magnitude τ of the torque exerted by the axle on the disk when the oil is present at times $t > \frac{1}{2}t_1$. The student writes down the following two equations, each of which includes a positive constant $(C_1 \text{ or } C_2)$ with appropriate units.

(1) $\tau = C_1\left(t - \frac{1}{2}t_1\right)$ (for $t > \frac{1}{2}t_1$)

(2) $\tau = \dfrac{C_2}{\left(t + \frac{1}{2}t_1\right)}$ (for $t > \frac{1}{2}t_1$)

Which equation better mathematically models this experiment?

____ Equation (1) ____ Equation (2)

Briefly explain why the equation you selected is plausible and why the other equation is not plausible.

© 2018 The College Board.
Visit the College Board on the Web: www.collegeboard.org.

4. (7 points, suggested time 13 minutes)

A transverse wave travels to the right along a string.

(a) Two dots have been painted on the string. In the diagrams below, those dots are labeled P and Q.

i. The figure below shows the string at an instant in time. At the instant shown, dot P has maximum displacement and dot Q has zero displacement from equilibrium. At each of the dots P and Q, draw an arrow indicating the direction of the instantaneous velocity of that dot. If either dot has zero velocity, write "$v = 0$" next to the dot.

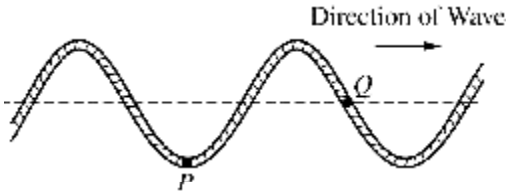

ii. The figure below shows the string at the same instant as shown in part (a)i. At each of the dots P and Q, draw an arrow indicating the direction of the instantaneous acceleration of that dot. If either dot has zero acceleration, write "$a = 0$" next to the dot.

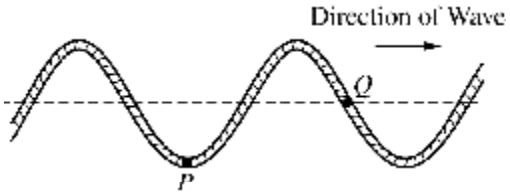

© 2018 The College Board.
Visit the College Board on the Web: www.collegeboard.org.

The figure below represents the string at time $t = 0$, the same instant as shown in part (a) when dot P is at its maximum displacement from equilibrium. For simplicity, dot Q is not shown.

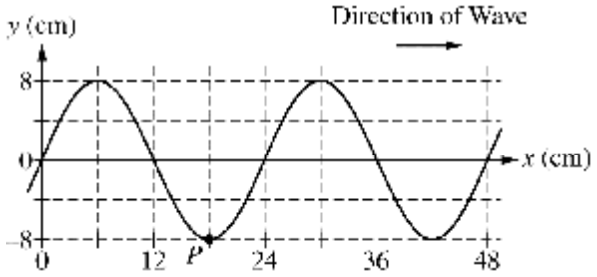

(b)

i. On the grid below, draw the string at a later time $t = T/4$, where T is the period of the wave.

Note: Do any scratch (practice) work on the grid at the bottom of the page. Only the sketch made on the grid immediately below will be graded.

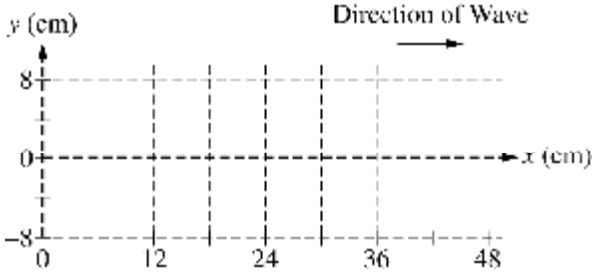

ii. On your drawing above, draw a dot to indicate the position of dot P on the string at time $t = T/4$ and clearly label the dot with the letter P.

(c) Now consider the wave at time $t = T$. Determine the distance traveled (not the displacement) by dot P between times $t = 0$ and $t = T$.

The grid below is provided for scratch work only. Sketches made below will not be graded.

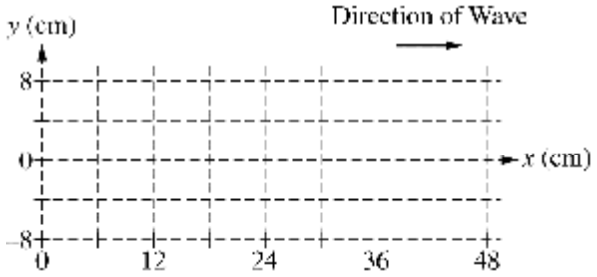

© 2018 The College Board.
Visit the College Board on the Web: www.collegeboard.org.

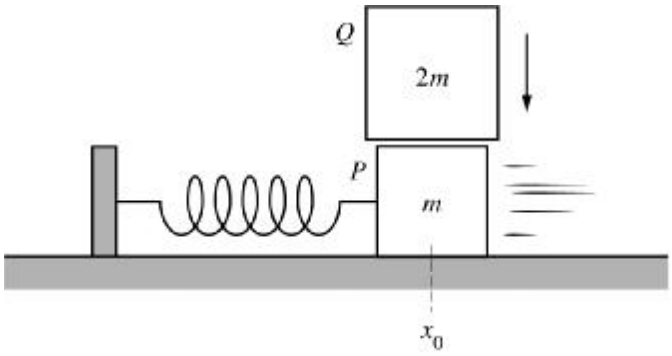

5. (7 points, suggested time 13 minutes)

Block P of mass m is on a horizontal, frictionless surface and is attached to a spring with spring constant k. The block is oscillating with period T_P and amplitude A_P about the spring's equilibrium position x_0. A second block Q of mass $2m$ is then dropped from rest and lands on block P at the instant it passes through the equilibrium position, as shown above. Block Q immediately sticks to the top of block P, and the two-block system oscillates with period T_{PQ} and amplitude A_{PQ}.

(a) Determine the numerical value of the ratio T_{PQ}/T_P.

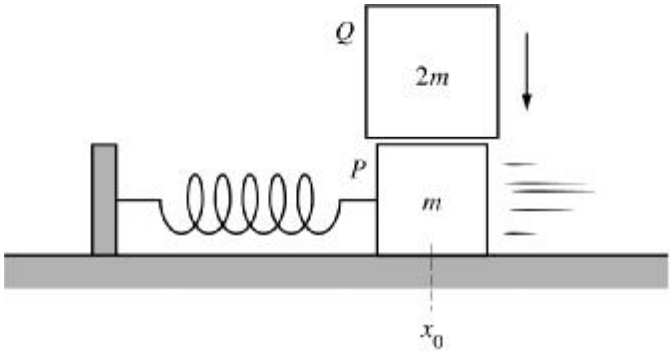

(b) The figure is reproduced above. How does the amplitude of oscillation A_{PQ} of the two-block system compare with the original amplitude A_P of block P alone?

____ $A_{PQ} < A_P$ ____ $A_{PQ} = A_P$ ____ $A_{PQ} > A_P$

In a clear, coherent paragraph-length response that may also contain diagrams and/or equations, explain your reasoning.

STOP

END OF EXAM

© 2018 The College Board.
Visit the College Board on the Web: www.collegeboard.org.