张老师答疑微信：15940415847

Notes on the Practice Exam

Introduction

This section provides a description of how the questions in the AP Physics 2 Practice Exam correspond to the components of the curriculum framework included in the *AP® Physics 1: Algebra-Based and AP® Physics 2: Algebra-Based Course and Exam Description*. For each of the questions in the AP Practice Exam, the essential knowledge, science practices, and targeted learning objectives from the curriculum framework are indicated.

In addition, the multiple-choice and free-response questions include the following features:

- For multiple-choice questions, the correct response is indicated with a justification for why it is correct. There are additional explanations that address why the other responses are incorrect.
- Free-response questions include scoring guidelines as well as descriptions of student responses that would represent "strong, good, and weak" levels. These scoring guidelines demonstrate how the essential knowledge and application of the science practices are assessed in each free-response question.

The AP Physics 2 Exam is approximately 3 hours in length. There are two sections, each accounting for 50 percent of the student's exam score.

Section I is 90 minutes long and consists of 50 multiple-choice questions presented as discrete questions or questions in sets. These multiple-choice questions include two question types: single-select questions and multi-select questions having two correct answers (students need to select both correct answers to earn credit). Section I begins with 45 single-select questions, followed directly by five multi-select questions.

Section II is 90 minutes long and consists of four free-response questions of the following types:

- Experimental design — pertains to designing and describing an investigation, analysis of authentic lab data, and observations to identify patterns or explain phenomena
- Qualitative/quantitative translation — requires translating between quantitative and qualitative justification and reasoning
- Short answer questions — one of which will require a paragraph-length coherent argument

张老师答疑微信：15940415847

Section	Timing	Scoring	Question Type	Number of Questions
I: Multiple Choice	90 minutes	50% of exam score		
			Single-select (discrete questions and questions in sets with one correct answer)	45
			Multi-select (discrete questions with two correct answers)	5
				Total – 50

Section	Timing	Scoring	Question Type	Number of Questions
II: Free Response	90 minutes	50% of exam score		
			Experimental Design	1
			Qualitative/ Quantitative Translation	1
			Short Answer	2
				Total – 4

All of the questions on the exam are designed to measure the student's understanding of the big ideas, enduring understandings, and essential knowledge, and the student's application of this understanding through the science practices.

张老师答疑微信：15940415847

Multiple-Choice Section

In Section I, there are 50 multiple-choice questions. These questions represent the knowledge and skills students should know, understand, and be able to apply.

Students will be allowed to use a calculator on the entire AP Physics 2 exam — including both the multiple-choice and free-response sections. Tables containing equations commonly used in physics will be provided for students to use during the entire AP Physics 2 exam.

Information for Multiple-Choice Questions 1–50

Question 1

Essential Knowledge	2.C.5 Between two oppositely charged parallel plates with uniformly distributed electric charge, at points far from the edges of the plates, the electric field is perpendicular to the plates and is constant in both magnitude and direction.
Science Practice	1.1 The student can connect phenomena and models across spatial and temporal scales. 7.1 The student can create representations and models of natural or man-made phenomena and systems in the domain.
Learning Objective	2.C.5.3 The student is able to represent the motion of an electrically charged particle in the uniform field between two oppositely charged plates and express the connection of this motion to projectile motion of an object with mass in the Earth's gravitational field.

(A)	This option is incorrect. The electric field between the plates exerts a *steady* force directed up-the-page. Path A would result from the proton receiving a brief "jolt" toward the negative plate but then traveling freely with no forces exerted upon it.
(B)	**This option is correct. The motion is analogous to a ball thrown sideways. The ball's horizontal velocity stays constant while the ball gains vertical velocity at a constant rate due to uniform gravitational field, leading to a curved trajectory. The same reasoning applies here, with the uniform electric field making the proton "fall" toward the upper plate.**
(C)	This option is incorrect. The proton would follow this path only if no electric force were exerted on it, or if a down-the-page force canceled the up-the-page electric force.
(D)	This option is incorrect. The proton is positively charged and is therefore attracted to the upper plate and repelled from the lower one.

张老师答疑微信：15940415847

Question 2

Essential Knowledge	2.E.2 Isolines in a region where an electric field exists represent lines of equal electric potential, referred to as equipotential lines.
Science Practice	6.4 The student can make claims and predictions about natural phenomena based on scientific theories and models. 7.2 The student can connect concepts in and across domain(s) to generalize or extrapolate in and/or across enduring understandings and/or big ideas.
Learning Objective	2.E.2.2 The student is able to predict the structure of isolines of electric potential by constructing them in a given electric field and make connections between these isolines and those found in a gravitational field.

(A)	This option is incorrect. The field vectors are vertical, but not the isolines. By definition, when an object travels along an isoline, the system neither gains nor loses potential energy. But the system loses potential energy when an object "falls" in the direction of the field.
(B)	**This option is correct. By definition, when an object moves along an isoline, the system neither gains nor loses potential energy. Because the field vectors are purely vertical, the isolines must be purely horizontal. That way, an object moving along an isoline neither "rises" nor "falls" with respect to the field; in other words, the system neither gains nor loses potential energy.**
(C)	This option is incorrect. The electric isolines must be perpendicular to the electric field vectors at all points, or else a component of a charged object's motion along an isoline would be parallel to the field, causing a change in potential energy — which contradicts the definition of isoline. To be perpendicular to vertical field vectors, the isolines must be horizontal everywhere, which means they must be straight, not curved.
(D)	This option is incorrect, by the reasoning of (C) applied to the gravitational field. This question is approximating the gravitational field as uniform near the Earth's surface, which means the gravitational field vectors all point in the same direction.

张老师答疑微信：15940415847

Question 3

Essential Knowledge	6.F.2 Electromagnetic waves can transmit energy through a medium and through a vacuum.
Science Practice	1.1 The student can create representations and models of natural or man-made phenomena and systems in the domain.
Learning Objective	6.F.2.1 The student is able to describe representations and models of electromagnetic waves that explain the transmission of energy when no medium is present.

(A)	**This option is correct. Electromagnetic waves, like waves on a string, are transverse: the direction of the "disturbance" is perpendicular to the direction in which the waves travel, i.e., the direction in which energy is transmitted. Here, the electric and magnetic "disturbances" are *y*-directed and *z*-directed; therefore the waves must be traveling perpendicular to both of those transverse disturbances, along the *x*-axis.**
(B)	This option is incorrect. A transverse wave moves and carries energy perpendicular to the direction of the "disturbance," which here includes the *y*-directed electric disturbance.
(C)	This option is incorrect. A transverse wave moves and carries energy perpendicular to the direction of the "disturbance," which here includes the *z*-directed magnetic disturbance.
(D)	This option is incorrect. A transverse wave transmits energy exactly perpendicular to the direction of the "disturbance," which here means perpendicular to the *y* and *z* axes. Only the *x*-axis satisfies this condition.

张老师答疑微信：15940415847

Question 4

Essential Knowledge	4.E.3 The charge distribution in a system can be altered by the effects of electric forces produced by a charged object.
Science Practice	1.1 The student can create representations and models of natural or man-made phenomena and systems in the domain. 1.4 The student can use representations and models to analyze situations or solve problems qualitatively and quantitatively. 6.4 The student can make claims and predictions about natural phenomena based on scientific theories and models.
Learning Objective	4.E.3.4 The student is able to construct a representation of the distribution of fixed and mobile charge in insulators and conductors that predicts charge distribution in processes involving induction or conduction.

(A)	**This option is correct. When S2 touches S1, the electric potentials of the spheres equalize, which happens only if S1 "shares" some of its excess positive charge with S2. (More precisely, electrons flow from S2 to S1.) By the same reasoning, S2 "shares" some of its excess charge with S3 when they touch. So, all three spheres end up positive.**
(B)	This option is incorrect. If the spheres were non-conducting, then S1 might "keep" all its excess positive charge. But the spheres are conductors. So, when S1 touches S2, some "free" electrons on S2, attracted by the positive charge of S1, flow onto S1. This leaves S2 with a net positive charge (i.e., an electron deficit). The same thing then happens when S2 touches S3.
(C)	This option is incorrect. It would only occur if all the excess charge gets transferred when each pair of spheres touch. When S1 touches S2, their charges equalize instead of S2 ending up with *all* the excess positive charge. That's because charge flows from one sphere to the other until the spheres have the same electric potential, which for identical spheres means the charges equalize.
(D)	This option is incorrect. When S1 touches S2, their charges equalize instead of S2 ending up with *all* the excess positive charge, as explained in (C).

张老师答疑微信：15940415847

Question 5

Essential Knowledge	5.B.9 Kirchhoff's loop rule describes conservation of energy in electrical circuits. The application of Kirchhoff's laws to circuits is introduced in Physics 1 and further developed in Physics 2 in the context of more complex circuits, including those with capacitors.
Science Practice	6.4 The student can make claims and predictions about natural phenomena based on scientific theories and models.
Learning Objective	5.B.9.5 The student is able to use conservation of energy principles (Kirchhoff's loop rule) to describe and make predictions regarding electrical potential difference, charge, and current in steady-state circuits composed of various combinations of resistors and capacitors.

(A)	This option is incorrect. The current through a given bulb is $I = \Delta V_{\text{bulb}}/R$ where ΔV_{bulb} is the potential drop across that bulb. Therefore, equal potential drops across the bulbs would indicate equal currents. But bulb 1 has more current through it than the other bulbs do because the current "splits" before heading through bulb 2 or 3.
(B)	This option is incorrect. Because the potential drop between two points is path-independent, the potential drop across bulb 2 must equal the combined potential drop across 3 and 4: $\Delta V_2 = \Delta V_3 + \Delta V_4$. Because these potential drops are nonzero, ΔV_2 must be greater than, not equal to, ΔV_3.
(C)	**This option is correct. Because the current through a bulb is $I = \Delta V_{\text{bulb}}/R$, where ΔV_{bulb} is the potential drop across that bulb, and because the resistances are all equal, it follows that the bulb with the greatest current is the bulb with the greatest ΔV_{bulb}. So, ΔV_1 is greatest, by the reasoning of (A). Similarly, because the same current flows through bulbs 3 and 4 in series, ΔV_3 must equal ΔV_4. Because the potential drop between the two junctions is path-independent, the potential drop across bulb 2 must equal the combined potential drop across 3 and 4: $\Delta V_2 = \Delta V_3 + \Delta V_4$. Therefore, ΔV_2 must be greater than ΔV_3 and ΔV_4.**
(D)	This option is incorrect. It implies that some current gets "used up" in bulb 3; however, all the current through 3 also flows through 4. Because those currents are equal and those bulbs have equal resistance, the potential drops across 3 and 4 are equal.

张老师答疑微信：15940415847

Question 6

Essential Knowledge	4.E.5 The values of currents and electric potential differences in an electric circuit are determined by the properties and arrangement of the individual circuit elements such as sources of emf, resistors, and capacitors. 5.C.3 Kirchhoff's junction rule describes the conservation of electric charge in electrical circuits. Because charge is conserved, current must be conserved at each junction in the circuit. Examples should include circuits that combine resistors in series and parallel. [Physics 2: includes capacitors in steady-state situations. For circuits with capacitors, situations should be limited to open circuit, just after circuit is closed, and a long time after the circuit is closed.]
Science Practice	6.4 The student can make claims and predictions about natural phenomena based on scientific theories and model.
Learning Objective	4.E.5.1 The student is able to make and justify a quantitative prediction of the effect of a change in values or arrangements of one or two circuit elements on the currents and potential differences in a circuit containing a small number of sources of emf, resistors, capacitors, and switches in series and/or parallel. 5.C.3.4 The student is able to predict or explain current values in series and parallel arrangements of resistors and other branching circuits using Kirchhoff's junction rule and relate the rule to the law of charge conservation.

(A)	This option is incorrect. At the junction, I_a "splits," with some flowing through bulb 2 and the rest flowing through bulb 3. Therefore the current through bulb 2 is less than I_a.
(B)	This option is incorrect. This is the current through bulb 2 before the switch is closed, and also a long time after the switch is closed, when current no longer flows through the capacitor. But *immediately* after the switch is closed, the capacitor acts as short circuit providing a resistance-less path around bulb 4.
(C)	**This option is correct. Immediately after the switch is closed, the capacitor has no charge built up on it and therefore generates no potential difference. It therefore behaves like a resistance-less wire; all current through bulb 3 "sidesteps" bulb 4 and flows through the capacitor instead. At that time, the branch of the circuit containing bulbs 3 and 4 has one bulb's worth of resistance instead of two bulb's worth. The current through bulb 1 therefore splits equally between bulb 2 and bulb 3.**
(D)	This option is incorrect. At all times, the resistance of the branch containing bulbs 3 and 4 is the same or greater than the resistance of the branch containing bulb 2. Therefore the current through bulb 2 is never less than $I_a/2$.

张老师答疑微信：15940415847

Question 7

Essential Knowledge	5.B.9 Kirchhoff's loop rule describes conservation of energy in electrical circuits. The application of Kirchhoff's laws to circuits is introduced in Physics 1 and further developed in Physics 2 in the context of more complex circuits, including those with capacitors. 5.C.3 Kirchhoff's junction rule describes the conservation of electric charge in electrical circuits. Because charge is conserved, current must be conserved at each junction in the circuit. Examples should include circuits that combine resistors in series and parallel. [Physics 2: includes capacitors in steady-state situations. For circuits with capacitors, situations should be limited to open circuit, just after circuit is closed, and a long time after the circuit is closed.]
Science Practice	6.4 The student can make claims and predictions about natural phenomena based on scientific theories and models.
Learning Objective	5.B.9.5 The student is able to use conservation of energy principles (Kirchhoff's loop rule) to describe and make predictions regarding electrical potential difference, charge, and current in steady-state circuits composed of various combinations of resistors and capacitors. 5.C.3.4 The student is able to predict or explain current values in series and parallel arrangements of resistors and other branching circuits using Kirchhoff's junction rule and relate the rule to the law of charge conservation.

(A)	This option is incorrect. Once the capacitor reaches its "final" charge, current no longer flows through it, and therefore all the current through bulb 3 also flows through bulb 4. Therefore, significant current flows through bulb 4.
(B)	This option is incorrect. While the capacitor is charging, current flows through the capacitor's segment of the circuit, "diverting" current away from bulb 4 and therefore dimming bulb 4. Once the capacitor is "fully" charged, no current is diverted and hence bulb 4 is just as bright as before.
(C)	**This option is correct. Once the capacitor reaches its "final" charge, current no longer flows through it — as was the case *before* the switch was closed. As a result, all the bulbs are exactly as bright as they were before the switch was closed.**
(D)	This option is incorrect. Soon after the switch is closed, the short circuit around bulb 4 reduces the overall resistance of the circuit, and some of the bulbs get brighter (though not bulb 4, as explained in B above). A long time after the switch is closed, the capacitor is "fully" charged and hence a dead end to current; the circuit's overall resistance has returned to its value before the switch was closed.

张老师答疑微信：15940415847

Question 8

Essential Knowledge	6.E.3 When light travels across a boundary from one transparent material to another, the speed of propagation changes. At a non-normal incident angle, the path of the light ray bends closer to the perpendicular in the optically slower substance. This is called refraction.
Science Practice	6.4 The student can make claims and predictions about natural phenomena based on scientific theories and models.
Learning Objective	6.E.3.3 The student is able to make claims and predictions about path changes for light traveling across a boundary from one transparent material to another at non-normal angles resulting from changes in the speed of propagation.

(A)	**This option is correct. By Snell's law, a higher index of refraction results in a smaller angle of transmission; the ray in the middle layer is closer to horizontal. The ray hits the middle-layer/air boundary above the point shown in the figure. For that reason, and also because the angle of transmission into the air is less than before (because the angle of incidence is less), the ray exits the air layer above point Y.**
(B)	This option is incorrect. If the glass were replaced by a substance whose n were *less* than that of glass, the ray in the middle layer would be angled more sharply downward and would exit the air below Y. But as explained in (A), *increasing* the n of the middle layer has the opposite effect.
(C)	This option is incorrect. Changing the index of refraction of the middle layer changes the path of the ray.
(D)	This option is incorrect. Knowing the exact n would enable us to find exactly how far above Y the ray now exits the air. But the reasoning of (A) above holds for any n greater than n_{glass}.

Question 9

Essential Knowledge	6.E.4 The reflection of light from surfaces can be used to form images.
Science Practice	1.4 The student can use representations and models to analyze situations or solve problems qualitatively and quantitatively. 2.2. The student can apply mathematical routines to quantities that describe natural phenomena.
Learning Objective	6.E.4.2 The student is able to use quantitative and qualitative representations and models to analyze situations and solve problems about image formation occurring due to the reflection of light from surfaces.

(A)	**This option is correct. By tracing rays and "backtracking" them to locate the virtual image behind the mirror, the student can confirm that the image is magnified and upright (unflipped).**
(B)	This option is incorrect. This situation produces a blur because rays from the object reflect off the mirror parallel to one another, never converging or diverging to form an image.
(C)	This option is incorrect. By tracing rays, you can confirm that the image is magnified and inverted (flipped).
(D)	This option is incorrect. By tracing rays, you can confirm that the image is reduced in size and inverted (flipped).

张老师答疑微信：15940415847

Question 10

Essential Knowledge	5.B.10 Bernoulli's equation describes the conservation of energy in fluid flow.
Science Practice	2.2 The student can apply mathematical routines to quantities that describe natural phenomena.
Learning Objective	5.B.10.3 The student is able to use Bernoulli's equation and the continuity equation to make calculations related to a moving fluid.

(A)	This option is incorrect. It could stem from taking into account the potential energy terms (ρgh) but not the kinetic energy terms, $(1/2)\rho v^2$.
(B)	**This option is correct. From the continuity equation $(A_1 v_1 = A_2 v_2)$, because the diameter of the pipe triples between A and B, its cross-sectional area increases by a factor of 9, and hence the water's speed at B is one ninth its speed at A, namely** $1.0\ \text{m/s}$**. From Bernoulli's equation, setting $y = 0$ in the lower pipe, we then get** $2.0 \times 10^5\,\text{Pa} + 0 + (1/2)\left(1.0 \times 10^3\ \text{kg/m}^3\right)(9.0\ \text{m/s})^2 = P_B + \left(1.0 \times 10^3\ \text{kg/m}^3\right)(10\ \text{m/s}^2)(8.0\ \text{m}) + (1/2)\left(1.0 \times 10^3\ \text{kg/m}^3\right)(1.0\ \text{m/s})^2$**. In solving for P_2, it saves time to neglect the last term on the right-hand side, which is smaller than the other terms, and divide everything through by the density of water,** $\left(1.0 \times 10^3\ \text{kg/m}^3\right)$**.**
(C)	This option is incorrect. It could stem from substituting the given pressure into the side of the equation describing point B and solving for the pressure at point A.
(D)	This option is incorrect. It could stem from the Bernoulli equation, having the water speeds reversed (1.0 m/s at A, and 9.0 m/s at B), while also substituting the given pressure into the side of the equation describing point B and solving for the pressure at point A.

Question 11

Essential Knowledge	5.F.1 The continuity equation describes conservation of mass flow rate in fluids. Examples should include volume rate of flow, mass flow rate.
Science Practice	2.2 The student can apply mathematical routines to quantities that describe natural phenomena.
Learning Objective	5.F.1.1 The student is able to make calculations of quantities related to flow of a fluid, using mass conservation principles (the continuity equation).

(A)	This option is incorrect. By confusing diameter with area, one would therefore think that the total exit diameter is half that of the entry diameter, which would require an exit velocity twice that of the entry velocity.
(B)	This option is incorrect. Confusing diameter with area, and comparing the entry diameter to only one of the exit diameters gives a 4 to 1 ratio of entry to exit diameter which requires 4 times the entry velocity.
(C)	**This option is correct. The area through which fluid enters is 8 times the area through which fluid leaves. The volume entering each second must equal the volume leaving each second so the fluid must leave at eight times the rate it enters.**
(D)	This option is incorrect. By comparing entry area with only one of the exit areas one would obtain a 16 to 1 ratio of areas, requiring 16 times the entry velocity.

张老师答疑微信：15940415847

Question 12

Essential Knowledge	5.B.6 Energy can be transferred by thermal processes involving differences in temperature; the amount of energy transferred in this process of transfer is called heat.
Science Practice	1.2 The student can describe representations and models of natural or man-made phenomena and systems in the domain.
Learning Objective	5.B.6.1 The student is able to describe the models that represent processes by which energy can be transferred between a system and its environment because of differences in temperature: conduction, convection, and radiation.

(A)	This option is incorrect. The slabs are in thermal equilibrium with the room, so both are at room temperature.
(B)	**This option is correct. The slabs are in thermal equilibrium with the room and at the same temperature, but perception of temperature depends on the rate of thermal energy transfer. Metal has higher thermal conductivity than wood, so it feels colder when touched by the warmer hand of the student.**
(C)	This option is incorrect. If room temperature were hotter than body temperature, the metal slab would feel warmer due to a higher rate of thermal energy transfer.
(D)	This option is incorrect. Although the slabs are at the same temperature, the perception of temperature depends on the rate of heat transfer to the materials and the metal slab has higher thermal conductivity.

Question 13

Essential Knowledge	7.B.1 The approach to thermal equilibrium is a probability process.
Science Practice	6.2 The student can construct explanations of phenomena based on evidence produced through scientific practices.
Learning Objective	7.B.1.1 The student is able to construct an explanation, based on atomic-scale interactions and probability, of how a system approaches thermal equilibrium when energy is transferred to it or from it in a thermal process.

(A)	This option is incorrect. Thermal convection in a fluid can be confused with thermal conduction in the solid spoon.
(B)	This option is incorrect. Thermal radiation will transfer some thermal energy, but in the solid spoon this process would not be the primary process for thermal energy transfer.
(C)	**This option is correct. At the molecular scale, higher temperature means higher kinetic energy and momentum of molecules. Collisions between higher momentum and lower momentum molecules will tend to transfer momentum and kinetic energy from higher momentum molecules to the lower momentum ones. This results in energy transfer from the hotter regions to the cooler regions of the spoon until the material reaches thermal equilibrium.**
(D)	This option is incorrect. Historically a fluid flow analogy for thermal energy transfer reflected the idea that 'heat' was a substance that could flow from place to place.

张老师答疑微信：15940415847

Question 14

Essential Knowledge	3.A.4 If one object exerts a force on a second object, the second object always exerts a force of equal magnitude on the first object in the opposite direction.
Science Practice	6.4 The student can make claims and predictions about natural phenomena based on scientific theories and models. 7.2 The student can connect concepts in and across domain(s) to generalize or extrapolate in and/or across enduring understandings and/or big idea.
Learning Objective	3.A.4.2 The student is able to use Newton's third law to make claims and predictions about the action-reaction pairs of forces when two objects interact.

(A)	**This option is correct. The force exerted on the moving charged object by the magnet and the force exerted on the magnet by the moving charged object are an interaction described by Newton's third law and have equal magnitudes and opposite directions.**
(B)	This option is incorrect. The forces exerted in the interaction must be in opposite directions. Thinking about a magnet as attracting an object such as a small piece of steel, one would reason that the third law force would therefore attract the magnet to the right.
(C)	This option is incorrect. The forces exerted in the interaction must be in opposite directions.
(D)	This option is incorrect. All forces are interactions described by Newton's third law, therefore if there is a force exerted on the moving charged object by the magnet there must be a force exerted on the magnet by the moving charged object.

Question 15

Essential Knowledge	4.E.4 The resistance of a resistor, and the capacitance of a capacitor, can be understood from the basic properties of electric fields and forces, as well as the properties of materials and their geometry.
Science Practice	5.1 The student can analyze data to identify patterns or relationships.
Learning Objective	4.E.4.3 The student is able to analyze data to determine the effect of changing the geometry and/or materials on the resistance or capacitance of a circuit element and relate results to the basic properties of resistors and capacitors.

(A)	This option is incorrect. To determine if a wire is ohmic would require a data set of current measurements for different potential differences for a single wire.
(B)	**This option is correct. The resistance of a wire is determined by the length, cross-sectional area and resistivity of the material. Because the lengths and diameters are the same, and the same battery is used with each wire, the materials must be different in order for there to be different resistances resulting in different currents.**
(C)	This option is incorrect. The resistance of the wires does depend on the size and shape, but also on the material. Because the size and shape of all the wires are the same, this would not account for the different resistance.
(D)	This option is incorrect. If the wires have different resistances, any internal resistance of the battery would mean different terminal voltages, but without measuring the voltage across the wires, no conclusion can be made about the internal resistance of the battery.

张老师答疑微信：15940415847

Question 16

Essential Knowledge	1.B.2 There are only two kinds of electric charge. Neutral objects or systems contain equal quantities of positive and negative charge, with the exception of some fundamental particles that have no electric charge. 4.E.3 The charge distribution in a system can be altered by the effects of electric forces produced by a charged object.
Science Practice	6.4 The student can connect concepts in and across domain(s) to generalize or extrapolate in and/or across enduring understandings and/or big ideas. 1.1 The student can create representations and models of natural or man-made phenomena and systems in the domain.
Learning Objective	1.B.2.2 The student is able to make a qualitative prediction about the distribution of positive and negative electric charges within neutral systems as they undergo various processes. 4.E.3.4 The student is able to construct a representation of the distribution of fixed and mobile charge in insulators and conductors that predicts charge distribution in processes involving induction or conduction.

(A)	This option is incorrect. Because X and Z repel, they must have net charges of the same sign. If Y had a net charge of the same sign as Z it would also be repelled by Z.
(B)	This option is incorrect. Because X and Z repel, they must have net charges of the same sign.
(C)	This option is incorrect. X and Z have the same charge due to transfer of electrons between the rods and the fur, not motion of charges along the rods. No charging process occurred with end Y to give it a net charge.
(D)	**This option is correct. Because ends X and Z are the same materials and were rubbed with the same fur, they will have the same sign of charge and will repel each other. End Y was not rubbed, will have no net charge and is attracted to end Z by the polarization induced by the presence of end Z.**

张老师答疑微信：15940415847

Question 17

Essential Knowledge	4.E.3 The charge distribution in a system can be altered by the effects of electric forces produced by a charged object.
Science Practice	1.1 The student can create representations and models of natural or man-made phenomena and systems in the domain. 4.2 The student can design a plan for collecting data to answer a particular scientific question.
Learning Objective	4.E.3.4 The student is able to construct a representation of the distribution of fixed and mobile charge in insulators and conductors that predicts charge distribution in processes involving induction or conduction. 4.E.3.5 The student is able to explain and/or analyze the results of experiments in which electric charge rearrangement occurs by electrostatic induction, or is able to refine a scientific question relating to such an experiment by identifying anomalies in a data set or procedure.

(A)	This option is incorrect. The positive rod attracts electrons to the right side of A leaving the left side positively charged. Touching B to A allows electrons from B to move to the left side of A until the left side of A is neutral. When B is removed it will have lost electrons to A, which will therefore have a net negative charge.
(B)	This option is incorrect. Removing the rod before breaking the connection between B and A allows electrons that moved from B to A to return to B, therefore both B and A will have no net charge.
(C)	**This option is correct. The positive rod attracts electrons to the right side of B leaving the left side positively charged. Touching A to B allows electrons from A to move to the left side of B. When B is removed from A, A is left with a net positive charge, which is the desired outcome.**
(D)	This option is incorrect. As in choice (B), removing the rod before separating the spheres results in both spheres ending with no net charge.

张老师答疑微信：15940415847

Question 18

Essential Knowledge	3.C.3 A magnetic force results from the interaction of a moving charged object or a magnet with other moving charged objects or another magnet.
Science Practice	1.4 The student can use representations and models to analyze situations or solve problems qualitatively and quantitatively.
Learning Objective	3.C.3.1 The student is able to use right-hand rules to analyze a situation involving a current-carrying conductor and a moving electrically charged object to determine the direction of the magnetic force exerted on the charged object due to the magnetic field created by the current-carrying conductor.

(A)	This option is incorrect. The magnetic field due to the electric current is directed into the page at the location of the charged object. The force exerted by the field on the charged object must be perpendicular to the magnetic field vector, not parallel to it.
(B)	This option is incorrect. The magnetic field due to the electric current is directed into the page at the location of the charged object. The force exerted by the field on the charged object must be perpendicular to the magnetic field vector, not anti-parallel to it.
(C)	**This option is correct. The magnetic field due to the electric current is directed into the page at the location of the charged object. The force exerted on the moving charge by the field is perpendicular to both the field vector and the velocity vector and for a positive charge is directed to the right.**
(D)	This option is incorrect. A mistake in determining the direction of the magnetic field or applying the right-hand rule for the field's effect on the point charge could give this option.

张老师答疑微信：15940415847

Question 19

Essential Knowledge	3.C.2 Electric force results from the interaction of one object that has an electric charge with another object that has an electric charge.
Science Practice	2.2 The student can apply mathematical routines to quantities that describe natural phenomena.
Learning Objective	3.C.2.3 The student is able to use mathematics to describe the electric force that results from the interaction of several separated point charges (generally 2 to 4 point charges, though more are permitted in situations of high symmetry).

(A)	**This option is correct. Assuming force to the right is positive, the net force on A is** $-4kQ^2/9 + 2kQ^2/1$**. The net force on B is** $8kQ^2/4 - 2kQ^2/1$ **and the net force on C is** $-8kQ^2/4 + 4kQ^2/9$ **. The question asks for magnitude of net force, so** $F_A = F_C = \left|2kQ^2/1 - 4kQ^2/9\right|$ **and** $F_B = 0$**.**
(B)	This option is incorrect. The two outside point charges exert forces in opposite directions and of equal magnitude on the point charge B, therefore the net force on B is zero and it cannot be the greatest in magnitude.
(C)	This option is incorrect. This answer choice has the magnitude of force on B greater than the force on C, which cannot be true. The two outside point charges exert forces in opposite directions and of equal magnitude on the point charge; therefore the net force on B is zero.
(D)	This option is incorrect. If the force to the right is considered to be positive, then the net force on A is $-4kQ^2/9 + 2kQ^2/1$. The net force on B is $8kQ^2/4 - 2kQ^2/1$ and the net force on C is $-8kQ^2/4 + 4kQ^2/9$. Because the net force on A is equal to the net force on C, this answer choice cannot be true.

张老师答疑微信：15940415847

Question 20

Essential Knowledge	3.B.2 Free-body diagrams are useful tools for visualizing forces being exerted on a single object and writing the equations that represent a physical situation.
Science Practice	1.1 The student can create representations and models of natural or man-made phenomena and systems in the domain. 1.4 The student can use representations and models to analyze situations or solve problems qualitatively and quantitatively. 2.2 The student can apply mathematical routines to quantities that describe natural phenomena.
Learning Objective	3.B.2.1 The student is able to create and use free-body diagrams to analyze physical situations to solve problems with motion qualitatively and quantitatively.

(A)	This option is incorrect. Because the tension and weight are both downward, the weight cannot be greater than the buoyant force, as this would leave the tension with a negative value.
(B)	This option is incorrect. The block is in static equilibrium, so the net force on the block is zero. Because there are three vertical forces on the block—the buoyant force, the weight, and the tension, no two of those forces in opposite directions could be equal to each other.
(C)	**This option is correct. Because the block is in static equilibrium, the net force on the block is zero. Net force is the vector sum of buoyant force upward and both tension and weight downward. Therefore, the buoyant force has to be greater than either of the individual downward forces.**
(D)	This option is incorrect. Changing the density of the liquid does change the buoyant force, but a buoyant force is still exerted on the block. Because the block is in static equilibrium, the net force on the block is zero. Net force is the vector sum of buoyant force upward and both tension and weight downward. Therefore, the buoyant force has to be greater than either of the individual downward forces.

张老师答疑微信：15940415847

Question 21

Essential Knowledge	5.B.9 Kirchhoff's loop rule describes conservation of energy in electrical circuits. The application of Kirchhoff's laws to circuits is introduced in Physics 1 and further developed in Physics 2 in the context of more complex circuits, including those with capacitors.
Science Practice	1.5 The student can re-express key elements of natural phenomena across multiple representations in the domain.
Learning Objective	5.B.9.8 The student is able to translate between graphical and symbolic representations of experimental data describing relationships among power, current, and potential difference across a resistor.

(A)	This option is incorrect. The slope of the graph should be equal to the potential difference because $P = VI$, but this value, 0.3 V, is not a correct calculation of the slope.
(B)	This option is incorrect. This choice is the area under the graph line at the point (1,6), but the area of a power vs. current graph does not give you the potential difference. It could also be an incorrect calculation of the slope between two data points that are not on the line.
(C)	This option is incorrect. This choice represents an incorrect calculation of slope, using two data points that are not on the best fit line.
(D)	**This option is correct. Electrical power is equal to the product of potential difference and current $(P = VI)$. A graph of power as a function of current has potential difference as its slope. Using any two points on the best-fit line (such as 1,6 and 0,0), the slope is** $6.0\ \mathrm{W/A}$ **or 6.0 V.**

Question 22

Essential Knowledge	3.C.3 A magnetic force results from the interaction of a moving charged object or a magnet with other moving charged objects or another magnet.
Science Practice	5.1 The student can analyze data to identify patterns or relationships.
Learning Objective	3.C.3.2 The student is able to plan a data collection strategy appropriate to an investigation of the direction of the force on a moving electrically charged object caused by a current in a wire in the context of a specific set of equipment and instruments and analyze the resulting data to arrive at a conclusion.

(A)	This option is incorrect. An electron is negative and an alpha is positive, so they would curve in opposite directions in the magnetic field (according to the right hand rule) — not in the same direction as shown in the diagram.
(B)	This option is incorrect. An electron is negative and an alpha is positive, so they would curve in opposite directions in a magnetic field — not the same direction.
(C)	**This option is correct. Using a right hand rule to determine force exerted on a charged particle moving in a magnetic field, the force is in the same direction on both particles only if they have the same type of charge. Setting the expression for centripetal force equal to magnetic force, the radius of curvature is equal to mv/qB. Both the alpha and positron are positive, but the alpha has twice the charge and four times the mass, so the alpha takes path 2 with a larger radius.**
(D)	This option is incorrect. Both the alpha and positron are positive, but the alpha has twice the charge and four times the mass. This answer choice incorrectly has the particle with smaller mass-to-charge ratio taking the path of larger radius.

张老师答疑微信：15940415847

Question 23

Essential Knowledge	1.A.4 Atoms have internal structures that determine their properties. 7.C.4 Photon emission and absorption processes are described by probability.
Science Practice	1.1 The student can create representations and models of natural or man-made phenomena and systems in the domain. 1.2 The student can describe representations and models of natural or man-made phenomena and systems in the domain.
Learning Objective	1.A.4.1 The student is able to construct representations of the energy level structure of an electron in an atom and to relate this to the properties and scales of the systems being investigated. 7.C.4.1 The student is able to construct or interpret representations of transitions between atomic energy states involving the emission and absorption of photons. [For questions addressing stimulated emission, students will not be expected to recall the details of the process, such as the fact that the emitted photons have the same frequency and phase as the incident photon; but given a representation of the process, students are expected to make inferences such as figuring out from energy conservation that because the atom loses energy in the process, the emitted photons taken together must carry more energy than the incident photon.]

(A)	This option is incorrect. The n = 5 to n = 4 transition selected here does not have the smallest spacing and therefore does not have the smallest energy and longest wavelength.
(B)	**This option is correct. The longest wavelength light has the lowest frequency $(c = f\lambda)$ and thus the lowest energy $(E = hf)$. On this diagram, lower energy transitions are shown with smaller spacing between lines. The n = 4 to n = 3 transition has the smallest spacing and thus smallest energy and longest wavelength.**
(C)	This option is incorrect. The n = 3 to n = 2 transition does not have the smallest spacing and thus does not have the smallest energy and longest wavelength.
(D)	This option is incorrect. The n = 2 to n = 1 transition selected here has the largest spacing and thus would have the largest energy and shortest wavelength — not the longest wavelength.

张老师答疑微信：15940415847

Question 24

Essential Knowledge	5.C.1 Electric charge is conserved in nuclear and elementary particle reactions, even when elementary particles are produced or destroyed. Examples should include equations representing nuclear decay.
Science Practice	6.4 The student can make claims and predictions about natural phenomena based on scientific theories and models.
Learning Objective	5.C.1.1 The student is able to analyze electric charge conservation for nuclear and elementary particle reactions and make predictions related to such reactions based upon conservation of charge.

(A)	This option is incorrect. The eight heliums (He) produced account for 16 positive charges, so the emission of 10 negative charges $\left(\beta^{-}\right)$ leaves an imbalance of 4 negative. This answer choice does not conserve charge.
(B)	This option is incorrect. The eight heliums (He) produced account for 16 positive charges, so the emission of 8 negative charges $\left(\beta^{-}\right)$ leaves an imbalance of 2 negative and charge is not conserved.
(C)	**This option is correct. Because beta particles do not have mass number, conservation of charge is used to balance the reaction. The change in atomic number from the element uranium (U) to lead** (Pb) **is a reduction of 10 positive charges. The eight heliums** (He) **account for production of 16 positive charges, so there needs to be 6 negative charges** $\left(\beta^{-}\right)$ **emitted also for a net change of zero.**
(D)	This option is incorrect. The eight heliums (He) produced account for 16 positive charges, so the emission of only 5 negative charges $\left(\beta^{-}\right)$ leaves an imbalance of 1 positive and charge is not conserved.

张老师答疑微信：15940415847

Question 25

Essential Knowledge	7.C.1 The probabilistic description of matter is modeled by a wave function, which can be assigned to an object and used to describe its motion and interactions. The absolute value of the wave function is related to the probability of finding a particle in some spatial region. (Qualitative treatment only, using graphical analysis.)
Science Practice	1.4 The student can use representations and models to analyze situations or solve problems qualitatively and quantitatively.
Learning Objective	7.C.1.1 The student is able to use a graphical wave function representation of a particle to predict qualitatively the probability of finding a particle in a specific spatial region.

(A)	This option is incorrect. The amplitude at $x = 0.7$ m is about 1, so $\Psi^2 = 1$, which is not the greatest value among the answer choices.
(B)	**This option is correct. The greatest probability of locating the wave is at a position along the x-axis where the magnitude of the amplitude is the greatest, or where Ψ^2 has the greatest value. This occurs at $x = 2.0$ m, where the magnitude of Ψ is 3 and Ψ^2 is 9.**
(C)	This option is incorrect. The amplitude at $x = 2.5$ m is about 1.5, so Ψ^2 does not have the greatest value among the answer choices.
(D)	This option is incorrect. The amplitude at $x = 4.0$ m is zero, so this answer choice represents the smallest probability among the answer choices given — not the largest.

Question 26

Essential Knowledge	4.C.4 Mass can be converted into energy and energy can be converted into mass.
Science Practice	2.2 The student can apply mathematical routines to quantities that describe natural phenomena.
Learning Objective	4.C.4.1 The student is able to apply mathematical routines to describe the relationship between mass and energy and apply this concept across domains of scale.

(A)	This option is incorrect. The signs on m_{Ba}, m_{Kr}, and m_U terms are incorrect and the one neutron on the left has incorrectly been omitted.
(B)	This option is incorrect. The Δm is the difference in mass number between one side of the equation and the other. The signs on m_{Ba}, m_{Kr}, and m_U terms are incorrect.
(C)	This option is incorrect. The one neutron on the left has not been accounted for in the expression, so Δm is not correctly determined.
(D)	**This option is correct. These expressions use mass-energy conservation $\left(\Delta E = \Delta m c^2\right)$ to calculate energy. The Δm is the difference in mass between the reactants and the products. The $2m_n$ in the expression is the correct net change between one neutron on the left and three on the right.**

张老师答疑微信：15940415847

Question 27

Essential Knowledge	6.E.5 The refraction of light as it travels from one transparent medium to another can be used to form images.
Science Practice	5.1 The student can analyze data to identify patterns or relationships.
Learning Objective	6.E.5.2 The student is able to plan data collection strategies, perform data analysis and evaluation of evidence, and refine scientific questions about the formation of images due to refraction for thin lenses.

(A)	**This option is correct. Start with the thin lens equation, $1/f = 1/s_o + 1/s_i$ and rearrange the terms to show reciprocal of image distance as a function of reciprocal of object distance, as in the graph: $1/s_i = -1/s_o + 1/f$. In this $y = mx + b$ form, it's clear that the slope is -1 and the y-intercept is equal to the reciprocal of the focal length. The y-intercept is 2.0, so the focal length is 0.5 m.**
(B)	This option is incorrect. The value 1.0 is the magnitude of the slope, which would be $-s_o/s_i$ and is not a correct calculation of focal length.
(C)	This option is incorrect. The y-intercept is 2.0. This answer choice does not take the reciprocal of the intercept to correctly determine the focal length.
(D)	This option is incorrect. The y-intercept is 2.0, so the focal length is 0.5 m. This answer choice may represent the product of the *x* and *y* intercepts, which is not a correct calculation.

Question 28

Essential Knowledge	6.E.5 The refraction of light as it travels from one transparent medium to another can be used to form images.
Science Practice	1.4 The student can use representations and models to analyze situations or solve problems qualitatively and quantitatively. 2.2 The student can apply mathematical routines to quantities that describe natural phenomena.
Learning Objective	6.E.5.1 The student is able to use quantitative and qualitative representations and models to analyze situations and solve problems about image formation occurring due to the refraction of light through thin lenses.

(A)	**This option is correct. Magnification is the absolute value of the ratio of image height to object height, which is the same ratio as image distance to object distance (s_i/s_o). When $s_i = 2$ m, $1/s_i$ is 0.5, which corresponds to $(1/s_o)$ equal to 1.5. Then s_o equals $2/3$ and the magnification is $1/3$.**
(B)	This option is incorrect. This is a calculation of the magnitude of the slope of the line, but the slope of this graph does not give you the magnification.
(C)	This option is incorrect. Magnification is the absolute value of the ratio of image height to object height, but this answer choice incorrectly calculates the ratio of object height to image height.
(D)	This option is incorrect. It could be chosen if one looked at the value of the image distance (2 m) instead of its reciprocal.

张老师答疑微信：15940415847

Question 29

Essential Knowledge	7.A.1 The pressure of a system determines the force that the system exerts on the walls of its container and is a measure of the average change in the momentum, the impulse of the molecules colliding with the walls of the container. The pressure also exists inside the system itself, not just at the walls of the container.
Science Practice	2.2 The student can apply mathematical routines to quantities that describe natural phenomena.
Learning Objective	7.A.1.2 Treating a gas molecule as an object (i.e., ignoring its internal structure), the student is able to analyze qualitatively the collisions with a container wall and determine the cause of pressure, and at thermal equilibrium, to quantitatively calculate the pressure, force, or area for a thermodynamic problem given two of the variables.

(A)	This option is incorrect. This choice omits the force that accounts for the weight of the lid.
(B)	**This option is correct. The minimum upward force is equal to the net downward force on the lid, which is the sum of the weight of the lid and the net downward force due to air. The pressure outside is greater than pressure inside, so net pressure times the area of the lid is net force due to air.** $\sum F_{up} = \sum F_{down} = \left(1.01 \times 10^5 - 0.40 \times 10^5\right)\left(\pi r^2\right) + 200\text{N} = 7.7 \times 10^3\text{N}$
(C)	This option is incorrect. The calculation for this option incorrectly used only the outside pressure and has omitted the pressure of the gas inside, using only 1.01×10^5 times the area.
(D)	This option is incorrect. This option incorrectly added the pressures inside and outside the container instead of subtracting them.

张老师答疑微信：15940415847

Question 30

Essential Knowledge	7.A.2 The temperature of a system characterizes the average kinetic energy of its molecules.
Science Practice	7.1 The student can connect phenomena and models across spatial and temporal scales.
Learning Objective	7.A.2.1 The student is able to qualitatively connect the average of all kinetic energies of molecules in a system to the temperature of the system.

(A)	This option is incorrect. Constant temperature indicates a constant average kinetic energy, but speeds of individual molecules will vary. This answer choice has incorrectly assumed that molecular speeds must stay constant if temperature is constant.
(B)	**This option is correct. If the room temperature is constant and the container and air are in equilibrium, the average translational kinetic energy of molecules remains constant. However, speeds of individual molecules will vary due to collisions between them.**
(C)	This option is incorrect. The statement comes from an assumption that the molecules will lose kinetic energy as the container sits, but for that to be true the temperature would have to decrease. If the room is kept at constant temperature, the container should remain in equilibrium and at constant temperature.
(D)	This option is incorrect. This answer choice is impossible in a situation where temperature remains constant and the room and container are in equilibrium. The average kinetic energy would increase only if temperature increased.

Question 31

Essential Knowledge	3.C.3 A magnetic force results from the interaction of a moving charged object or a magnet with other moving charged objects or another magnet.
Science Practice	4.2 The student can analyze data to identify patterns or relationships. 5.1 The student can design a plan for collecting data to answer a particular scientific question.
Learning Objective	3.C.3.2 The student is able to plan a data collection strategy appropriate to an investigation of the direction of the force on a moving electrically charged object caused by a current in a wire in the context of a specific set of equipment and instruments and analyze the resulting data to arrive at a conclusion.

(A)	This option is incorrect. Using a right hand rule and $F_B = qv_\perp B$, holding the object motionless would not produce any magnetic force, because v = 0.
(B)	This option is incorrect. Using a right hand rule, the magnetic field lines are circles centered on the wire. Moving the object in a circle in the x-z plane means it is moving along a field line, so the velocity is always parallel to the field. Using $F_B = qv_\perp B$, there is no magnetic force.
(C)	This option is incorrect. Moving the object in the -x direction will produce a magnetic force on the object in the –y direction, changing the tension in the string, which the students will not be able to observe directly.
(D)	**This option is correct. With the direction of current given, using a right hand rule, the magnetic field near the small object is directed into the page (in the –z direction). Using a right hand rule and $F_B = qv_\perp B$, moving the object in the +y direction will produce a magnetic force on the object in the –x direction, which the students should be able to observe.**

张老师答疑微信：15940415847

Question 32

Essential Knowledge	2.C.1 The magnitude of the electric force F exerted on an object with electric charge q by an electric field E is $F = qE$. The direction of the force is determined by the direction of the field and the sign of the charge, with positively charged objects accelerating in the direction of the field and negatively charged objects accelerating in the direction opposite the field. This should include a vector field map for positive point charges, negative point charges, spherically symmetric charge distributions, and uniformly charged parallel plates.
Science Practice	6.4 The student can make claims and predictions about natural phenomena based on scientific theories and models.
Learning Objective	2.C.1.1 The student is able to predict the direction and the magnitude of the force exerted on an object with an electric charge q placed in an electric field E using the mathematical model of the relation between an electric force and an electric field: $F = qE$; a vector relation.
(A)	This option is incorrect. Its direction is too far toward the left to be aligned with the electric field vectors, which are directed more to the upper left on the diagram.
(B)	**This option is correct. The electric force on a positive charge is in the same direction as the electric field $(\bar{F} = q\bar{E})$. At point P, the field vectors are directed toward the top of the page and to the left, but not too extremely in either of those directions, so the force is in the same direction.**
(C)	This option is incorrect. The direction of electric force indicated by the answer choice would be correct only if the point P were moved to the right in the diagram. The force vector shown is not aligned with the electric field at point P.
(D)	This option is incorrect. The electric force vector shown is not aligned with the electric field at point P. This force vector would only be correct if the point P were moved to the right and slightly below the point charge.

Question 33

Essential Knowledge	2.C.2 The magnitude of the electric field vector is proportional to the net electric charge of the object(s) creating that field. This includes positive point charges, negative point charges, spherically symmetric charge distributions, and uniformly charged parallel plates.
Science Practice	2.2 The student can apply mathematical routines to quantities that describe natural phenomena.
Learning Objective	2.C.2.1 The student is able to qualitatively and semi-quantitatively apply the vector relationship between the electric field and the net electric charge creating that field.
(A)	This option is incorrect. Particles 2 and 4 have a magnitude intermediate between that of 1 and 3. See the explanation for correct option D.
(B)	This option is incorrect. The clear area representing electric field vectors of largest magnitude is largest for particle 1 and smallest for particle 3, so this answer choice has the correct answer reversed.
(C)	This option is incorrect. Particles 2 and 4 have a magnitude intermediate between that of 1 and 3. See the explanation for correct option D.
(D)	**This option is correct. Vectors with largest magnitude are not shown, so the blank areas represent regions with larger magnitude of electric field. Since the field is proportional to q/r^2, a larger blank area corresponds to a larger charge. The area is largest for particle 1 and smallest for particle 3.**

张老师答疑微信：15940415847

Question 34

Essential Knowledge	2.C.5 Between two oppositely charged parallel plates with uniformly distributed electric charge, at points far from the edges of the plates, the electric field is perpendicular to the plates and is constant in both magnitude and direction. 4.E.3 The charge distribution in a system can be altered by the effects of electric forces produced by a charged object.
Science Practice	1.1 The student can create representations and models of natural or man-made phenomena and systems in the domain. 6.4 The student can make claims and predictions about natural phenomena based on scientific theories and models. 7.2 The student can connect concepts in and across domain(s) to generalize or extrapolate in and/or across enduring understandings and/or big idea.
Learning Objective	2.C.5.1 The student is able to create representations of the magnitude and direction of the electric field at various distances (small compared to plate size) from two electrically charged plates of equal magnitude and opposite signs, and is able to recognize that the assumption of uniform field is not appropriate near edges of plates. 4.E.3.2 The student is able to make predictions about the redistribution of charge caused by the electric field due to other systems, resulting in charged or polarized objects.

(A)	**This option is correct. The longer line (upper) on the battery connection indicates the pole of higher potential (considered positive). Thus, conventional current will flow counterclockwise in the external circuit, making the upper plate of the capacitor positive and bottom plate negative. The thick plate in the middle will have opposite charges induced by the charged plates so that it essentially creates two capacitors in series. Because of fringe effects near the ends of the thick plate the charges will move a little closer, creating the distribution as shown.**
(B)	This option is incorrect. The diagram for this answer choice has incorrectly reversed the charges on the thick metal plate.
(C)	This option is incorrect. This answer choice has incorrectly ignored the fringe effects. Charges will move a little closer near the ends of the plates, creating the distribution as shown in answer choice A.
(D)	This option is incorrect. The diagram for this answer choice has incorrectly reversed the signs of charges on the inner plate and also has neglected fringe effects.

张老师答疑微信：15940415847

Question 35

Essential Knowledge	2.D.1 The magnetic field exerts a force on a moving electrically charged object. That magnetic force is perpendicular to the direction of velocity of the object and to the magnetic field and is proportional to the magnitude of the charge, the magnitude of the velocity and the magnitude of the magnetic field. It also depends on the angle between the velocity, and the magnetic field vectors. Treatment is quantitative for angles of 0°, 90°, or 180° and qualitative for other angles. 3.B.1 If an object of interest interacts with several other objects, the net force is the vector sum of the individual forces.
Science Practice	2.2 The student can apply mathematical routines to quantities that describe natural phenomena. 6.4 The student can make claims and predictions about natural phenomena based on scientific theories and models. 7.2 The student can connect concepts in and across domain(s) to generalize or extrapolate in and/or across enduring understandings and/or big idea.
Learning Objective	2.D.1.1 The student is able to apply mathematical routines to express the force on a moving charged object due to a magnetic field. 3.B.1.4 The student is able to predict the motion of an object subject to forces exerted by several objects using an application of Newton's second law in a variety of physical situations.

(A)	**This option is correct. In this view, the field lines from each bar magnet exit the N pole and loop around to enter the S pole. Since the bar magnets are identical, when they are placed as shown the components of the field that do <u>not</u> point from left to right tend to cancel. Midway between the magnets, the field is exactly from left to right. A charged particle (positive or negative) would be moving along the field lines — not crossing them — so no magnetic force would be exerted on the particle.**
(B)	This option is incorrect. The particle would only curve upward on the diagram if there were a net magnet field directed out of the page. In this symmetrical situation with identical magnets, that would not be true.
(C)	This option is incorrect. The electron would only curve downward on the page if there were a net magnetic field directed into the page in the space between the magnets. The bar magnets are identical, so there is no net field into the page.
(D)	This option is incorrect. The electron would not stop and reverse direction unless there was a magnetic force directed to the left on the electron as it moves to the right. Using the right hand rule, there could be no magnetic force in line with the direction of motion of the electron.

张老师答疑微信：15940415847

Question 36

Essential Knowledge	5.C.2 The exchange of electric charges among a set of objects in a system conserves electric charge.
Science Practice	4.2 The student can design a plan for collecting data to answer a particular scientific question.
Learning Objective	5.C.2.2 The student is able to design a plan to collect data on the electrical charging of objects and electric charge induction on neutral objects and qualitatively analyze that data.

(A)	This option is incorrect. Touching the sphere constitutes a "conduction method", not an "induction method".
(B)	This option is incorrect. Bringing the negatively charged object near the sphere is the initial step of induction, but it is not sufficient. This polarizes the sphere, but does not leave the sphere with a new net charge.
(C)	This option is incorrect. This option correctly describes an induction process, but it would leave the metallic sphere charged negatively after the process.
(D)	**This option is correct. The choice includes all of the necessary components for successfully inducing a charge. Bring a negatively charged object (opposite sign) close to a metal object. The charges on the sphere become polarized. The grounding allows the negative charges on the polarized sphere a pathway to leave the sphere, leaving the sphere positively charged. The interruption of the ground ensures the negative charge cannot return to the sphere, leaving the sphere a net positive charge.**

Question 37

Essential Knowledge	5.C.3 Kirchhoff's junction rule describes the conservation of electric charge in electrical circuits. Because charge is conserved, current must be conserved at each junction in the circuit. Examples should include circuits that combine resistors in series and parallel. [Physics 2: includes capacitors in steady-state situations. For circuits with capacitors, situations should be limited to open circuit, just after circuit is closed, and a long time after the circuit is closed.]
Science Practice	6.4 The student can make claims and predictions about natural phenomena based on scientific theories and models.
Learning Objective	5.C.3.4 The student is able to predict or explain current values in series and parallel arrangements of resistors and other branching circuits using Kirchhoff's junction rule and relate the rule to the law of charge conservation.

(A)	This option is incorrect. 7.5 mA is not a valid current value for any part of this circuit.
(B)	This option is incorrect.
(C)	**This option is correct. The 40 ohm resistor and the ammeter are located in equivalent positions in the circuit. No matter what the direction of current through the ammeter, it will split at one of the junctions on either side of the ammeter, and recombine when it reaches the corresponding junction on either side of the 40 ohm resistor. So the 40 ohm resistor also has a current of 20 mA.**
(D)	This option is incorrect. A current of 40 mA is larger than the measured 20 mA through the ammeter. This would violate the principle of conservation of charge.

张老师答疑微信：15940415847

Question 38

Essential Knowledge	5.C.3 Kirchhoff's junction rule describes the conservation of electric charge in electrical circuits. Because charge is conserved, current must be conserved at each junction in the circuit. Examples should include circuits that combine resistors in series and parallel. [Physics 2: includes capacitors in steady-state situations. For circuits with capacitors, situations should be limited to open circuit, just after circuit is closed, and a long time after the circuit is closed.]
Science Practice	1.4 The student can use representations and models to analyze situations or solve problems qualitatively and quantitatively. 2.2 The student can apply mathematical routines to quantities that describe natural phenomena.
Learning Objective	5.C.3.5 The student is able to determine missing values and direction of electric current in branches of a circuit with resistors and NO capacitors from values and directions of current in other branches of the circuit through appropriate selection of nodes and application of the junction rule.

(A)	This option is incorrect. It is the equivalent resistance of the section of the circuit to the right of R. A 50 ohm resistor would lead to a net resistance of 25 ohms for this entire right section of the circuit that includes R. This value would not result in equal division of the potential difference as described in option B.
(B)	**This option is correct. The voltage across the parallel multi branch section to the right of resistor R is 1.0 Volt, the same as the measurement on the voltmeter. Since the two 20 ohm resistors are in equivalent positions, they share equally the remaining 2 volts supplied by the battery. This means that the net resistance of the rest of the circuit must also be 20 ohms. The equivalent resistance of the section of the circuit to the right of R is 50 ohms — added in "parallel" to the unknown resistor must give 20 ohms. The value that will give 20 ohms is 33.3 ohms {i.e.,** $(1/33.3) + (1/50) = 1/20$ **}.**
(C)	This option is incorrect. It may come from realizing that the given 20 ohm resistors share the remaining 2 volts potential difference, that is have 1 volt each, and assuming that R must equal them to also have 1 volt. A resistance of 20 ohms would yield a net resistance of 14 ohms for the entire right section of the circuit that includes R. This value would not result in the correct equal division of the potential difference as described in option B.
(D)	This option is incorrect. A value of 14 ohms yields a net resistance of 11 ohms for the entire right section of the circuit that includes R. This value would not result in the correct equal division of the potential difference as described in option B.

张老师答疑微信：15940415847

Question 39

Essential Knowledge	4.E.4 The resistance of a resistor, and the capacitance of a capacitor, can be understood from the basic properties of electric fields and forces, as well as the properties of materials and their geometry.
Science Practice	2.2 The student can apply mathematical routines to quantities that describe natural phenomena. 6.4 The student can make claims and predictions about natural phenomena based on scientific theories and models.
Learning Objective	4.E.4.1 The student is able to make predictions about the properties of resistors and/or capacitors when placed in a simple circuit, based on the geometry of the circuit element and supported by scientific theories and mathematical relationships.

(A)	This option is incorrect. This choice follows in order of the resistances of the conductors.
(B)	This option is incorrect. This choice is ranking the lengths of the conductors.
(C)	This option is incorrect. There are clearly different lengths and areas. This would not lead to identical currents for these three conductors.
(D)	**This option is correct. Current is proportional to the cross sectional area of the conductor and inversely proportional to length of the conductor. Conductors X and Y have the same cross sectional area and Y has clearly the smaller length. Conductors X and Z have the same length, but X has a larger cross sectional area. This leads to the conclusion that $I_y > I_x > I_z$.**

张老师答疑微信：15940415847

Question 40

Essential Knowledge	2.C.1 The magnitude of the electric force F exerted on an object with electric charge q by an electric field E is $F = qE$. The direction of the force is determined by the direction of the field and the sign of the charge, with positively charged objects accelerating in the direction of the field and negatively charged objects accelerating in the direction opposite the field. This should include a vector field map for positive point charges, negative point charges, spherically symmetric charge distributions, and uniformly charged parallel plates.
Science Practice	6.4 The student can make claims and predictions about natural phenomena based on scientific theories and models. 7.2 The student can connect concepts in and across domain(s) to generalize or extrapolate in and/or across enduring understandings and/or big idea.
Learning Objective	2.C.1.1 The student is able to predict the direction and the magnitude of the force exerted on an object with an electric charge q placed in an electric field E using the mathematical model of the relation between an electric force and an electric field: $F = qE$; a vector relation.

(A)	This option is incorrect. Evidence to support sphere Y being a negative charge would either be suspended (like sphere Z), or drifting upward. If sphere Y did move downward (with a negative charge), it would fall "slower" than sphere X.
(B)	This option is incorrect. Sphere Z could not be in a suspended state with a positive charge. A positive charge would give the sphere two downward forces acting on it — and therefore no way for it to be suspended.
(C)	This option is incorrect. As in answer choice (B), the choice of sphere Z being positive implies this choice is incorrect.
(D)	**This option is correct. Because the field is directed downward, the sphere Z must have a negative charge to be in suspended state (upward F_E and a downward weight vector). Sphere Y falls "faster" than the uncharged sphere, this makes sense if it has a positive charge. This results in two downward forces (gravitational plus electrostatic) and a resultant downward force greater than the neutral sphere, thus falling "faster".**

张老师答疑微信：15940415847

Question 41

Essential Knowledge	3.G.1 Gravitational forces are exerted at all scales and dominate at the largest distance and mass scales.
Science Practice	7.1 The student can connect phenomena and models across spatial and temporal scales.
Learning Objective	3.G.1.2 The student is able to connect the strength of the gravitational force between two objects to the spatial scale of the situation and the masses of the objects involved and compare that strength to other types of forces.

(A)	This option is incorrect. The products of the charges cannot equal the products of the masses — this would not be a dimensionally correct comparison. It ignores the fact that the size of the physical constants G and k must be considered.
(B)	**This option is correct. The ratio of charge products to mass products is equivalent to G/k (which is approximately 10^{-20}). This implies that the products of the charges are much, much less than the products of the masses.**
(C)	This option is incorrect. This option is the inverse of the correct relationship.
(D)	This option is incorrect. The masses being equal or the charges being equal does not allow for a comparison of the two types of forces (gravitational versus electrostatic). The actual value of the masses or charges would need to be known to make a comparison.

Question 42

Essential Knowledge	3.C.3 A magnetic force results from the interaction of a moving charged object or a magnet with other moving charged objects or another magnet.
Science Practice	1.4 The student can use representations and models to analyze situations or solve problems qualitatively and quantitatively.
Learning Objective	3.C.3.1 The student is able to use right-hand rules to analyze a situation involving a current-carrying conductor and a moving electrically charged object to determine the direction of the magnetic force exerted on the charged object due to the magnetic field created by the current-carrying conductor.

(A)	This option is incorrect. This would be a correct choice if the beam were a beam of protons. It could also be chosen if the direction of the field was incorrectly reversed.
(B)	**This option is correct. The B field created by the coil is directed toward the left in the top view. The proper use of the right hand rule for force necessitates that the electron beam will be forced downward.**
(C)	This option is incorrect. The moving charge does not "follow" the B field line to the left.
(D)	This option is incorrect. There is clearly a magnetic field directed perpendicular to the charge's velocity; this means there will be a magnetic deflecting force in some direction.

张老师答疑微信：15940415847

Question 43

Essential Knowledge	1.A.4 Atoms have internal structures that determine their properties. 7.C.4 Photon emission and absorption processes are described by probability.
Science Practice	1.1 The student can create representations and models of natural or man-made phenomena and systems in the domain.
Learning Objective	1.A.4.1 The student is able to construct representations of the energy level structure of an electron in an atom and to relate this to the properties and scales of the systems being investigated. 7.C.4.1 The student is able to construct or interpret representations of transitions between atomic energy states involving the emission and absorption of photons. [For questions addressing stimulated emission, students will not be expected to recall the details of the process, such as the fact that the emitted photons have the same frequency and phase as the incident photon; but given a representation of the process, students are expected to make inferences such as figuring out from energy conservation that because the atom loses energy in the process, the emitted photons taken together must carry more energy than the incident photon.]

(A)	This option is incorrect. The velocities of the gas molecules are directly related to the kinetic energy of the gas molecules (which relates to temperature of the gas). The speeds have no relation to the absorption spectrum.
(B)	**This option is correct. The "location" of the dark lines is directly related to the color (and associated energy of that wavelength) of the light absorbed by the gas. This energy of this particular color is directly related to the transition of the electrons or the different "energy levels" in this particular gas.**
(C)	This option is incorrect. The percent of gas ionized would relate more closely to the relative absence of color from the spectrum (brightness/darkness) but not to the "location" of the dark spot in the spectrum.
(D)	This option is incorrect. The fluctuation of density might affect how many molecules get ionized, but not where the spectrum's dark spots are located.

张老师答疑微信：15940415847

Question 44

Essential Knowledge	6.E.3 When light travels across a boundary from one transparent material to another, the speed of propagation changes. At a non-normal incident angle, the path of the light ray bends closer to the perpendicular in the optically slower substance. This is called refraction.
Science Practice	5.1 The student can analyze data to identify patterns or relationships. 5.2 The student can refine observations and measurements based on data analysis. 5.3 The student can evaluate the evidence provided by data sets in relation to a particular scientific question.
Learning Objective	6.E.3.2 The student is able to plan data collection strategies as well as perform data analysis and evaluation of the evidence for finding the relationship between the angle of incidence and the angle of refraction for light crossing boundaries from one transparent material to another (Snell's law).

(A)	This option is incorrect. Graph 1 is clearly not a linear relationship and therefore does not have a best –fit line from which a slope can be extracted.
(B)	This option is incorrect. Snell's law does give a linear relationship between the sine of the incident angle and the sine of the refracted angle, but the slope of this data is a value less than one — and indices of refraction of common materials are greater than one.
(C)	This option is incorrect. Graph 1 is clearly not a linear relationship and therefore does not have a best -fit line from which a slope can be extracted.
(D)	**This option is correct. Snell's law yields a linear relationship between the sine of incident angle and the sine of the refracted angle — in this case** $n_{air}\sin\theta_1 = n_{plastic}\sin\theta_2$ **. So the index of the plastic is the inverse of the slope. One can also note that the slope of this graph is approximately 0.7, and since the indices of common materials are greater than 1 the refractive index must be the inverse of slope.**

张老师答疑微信：15940415847

Question 45

Essential Knowledge	5.B.9 Kirchhoff's loop rule describes conservation of energy in electrical circuits. The application of Kirchhoff's laws to circuits is introduced in Physics 1 and further developed in Physics 2 in the context of more complex circuits, including those with capacitors.
Science Practice	6.4 The student can make claims and predictions about natural phenomena based on scientific theories and models.
Learning Objective	5.B.9.5 The student is able to use conservation of energy principles (Kirchhoff's loop rule) to describe and make predictions regarding electrical potential difference, charge, and current in steady-state circuits composed of various combinations of resistors and capacitors.

(A)	This option is incorrect. It would be impossible for the capacitor to gain energy in this scenario. The capacitor has to initially drive charge around the new loop through R_2, thus losing potential energy at the expense of energy lost through heat in the resistor.
(B)	**This option is correct. In the initial state, there is no current at equilibrium and the potential difference across the fully charged capacitor is the entire battery potential. When the switch is closed, there will be current in both resistors, so there is a potential difference across R_1. Thus the new potential difference across the capacitor is less and $\frac{1}{2}CV^2$ will have a lower value. Another way to think about it is that charge will be moved by the capacitor through the new "loop" created when R_2 is included in the circuit. This will reduce the charge and the potential difference across the capacitor, thus reducing the energy.**
(C)	This option is incorrect. There must be a loss of energy as the capacitor moves charge through the new loop.
(D)	This option is incorrect. The values of the resistors are not necessary to know that there was an energy change in the capacitor.

张老师答疑微信：15940415847

Question 46

Essential Knowledge	5.B.2 A system with internal structure can have internal energy, and changes in a system's internal structure can result in changes in internal energy. [Physics 2: charged object in electric fields and examining changes in internal energy with changes in configuration.] 5.B.5 Energy can be transferred by an external force exerted on an object or system that moves the object or system through a distance. The process is called doing work on a system. The amount of energy transferred by this mechanical process is called work. Energy transfer in mechanical or electrical systems may occur at different rates. Power is defined as the rate of energy transfer into, out of, or within a system. [A piston filled with gas getting compressed or expanded is treated in Physics 2 as a part of thermodynamics.]
Science Practice	1.4 The student can use representations and models to analyze situations or solve problems qualitatively and quantitatively. 6.4 The student can make claims and predictions about natural phenomena based on scientific theories and models. 7.2 The student can connect concepts in and across domain(s) to generalize or extrapolate in and/or across enduring understandings and/or big ideas.
Learning Objective	5.B.2.1 The student is able to calculate the expected behavior of a system using the object model (i.e., by ignoring changes in internal structure) to analyze a situation. Then, when the model fails, the student can justify the use of conservation of energy principles to calculate the change in internal energy due to changes in internal structure because the object is actually a system. 5.B.5.4 The student is able to make claims about the interaction between a system and its environment in which the environment exerts a force on the system, thus doing work on the system and changing the energy of the system (kinetic energy plus potential energy). 5.B.5.5 The student is able to predict and calculate the energy transfer to (i.e., the work done on) an object or system from information about a force exerted on the object or system through a distance.

(A)	**This option is correct. The electric field is directed to the right, therefore a force will be exerted to the right on the positive end, creating a torque and initiating clockwise rotation of the molecule. Likewise, the field exerts a force to the left on the negative end, also initiating a torque and clockwise rotation. This external torque on the molecule produces rotational kinetic energy, adding to the total kinetic energy of the molecule.**
(B)	This option is incorrect. The molecules do not have a net charge, even though they are polar.
(C)	**This option is correct. Some molecules will enter the field aligned with the direction of the field, so the electric field exerts a force to the right on the positive end of the molecule and a force to the left on the negative end of the molecule (F = qE), stretching the molecular bonds and increasing internal energy of the molecules.**
(D)	This option is incorrect. Because the molecules have no net charge, the magnitude of charge on each end of the polar molecules is the same. If the charges are the same, the force exerted on each end is the same, i.e., equal in magnitude but opposite in direction.

张老师答疑微信：15940415847

Question 47

Essential Knowledge	5.B.7 The first law of thermodynamics is a specific case of the law of conservation of energy involving the internal energy of a system and the possible transfer of energy through work and/or heat. Examples should include P-V diagrams — isovolumetric processes, isothermal processes, isobaric processes, and adiabatic processes. No calculations of internal energy change from temperature change are required; in this course, examples of these relationships are qualitative and/or semi-quantitative.
Science Practice	1.4 The student can use representations and models to analyze situations or solve problems qualitatively and quantitatively.
Learning Objective	5.B.7.3 The student is able to use a plot of pressure versus volume for a thermodynamic process to make calculations of internal energy changes, heat, or work, based upon conservation of energy principles (i.e., the first law of thermodynamics).
(A)	**This option is correct. The change in internal energy of the gas depends only on change in temperature $(\Delta U \propto \Delta T)$. The difference in temperature between point *i* and point *f* will be the same, regardless of path.**
(B)	**This option is correct. Temperature at each point depends on the pressure and volume at that point $(PV = nRT)$. The temperature at point *f* will be determined by P and V at that point, not on the path during the process.**
(C)	This option is incorrect. The first law of thermodynamics (energy conservation) states that change in internal energy is the sum of thermal energy gain and work done on the gas $(\Delta U=Q + W)$. The process through point X has more work done by the gas (which is considered negative using the above equation) than the process through point Y. Because the change in internal energy is the same for both, more thermal energy must be added during the process through point X.
(D)	This option is incorrect. Regardless of sign convention used, work is calculated as the area between the process "curve" and the volume axis. It is clear that the area for the process through X is different than the area through process Y.

张老师答疑微信：15940415847

Question 48

Essential Knowledge	7.A.3 In an ideal gas, the macroscopic (average) pressure (P), temperature (T), and volume (V), are related by the equation $PV = nRT$.
Science Practice	5.1 The student can analyze data to identify patterns or relationships.
Learning Objective	7.A.3.3 The student is able to analyze graphical representations of macroscopic variables for an ideal gas to determine the relationships between these variables and to ultimately determine the ideal gas law $PV = nRT$.

(A)	**This option is correct. Use the ideal gas law, $PV = nRT$; therefore $T = PV/nR$. Because n and R are constant for these samples, we only need to examine the product PV in each case. For process A, the initial product is P_0V_0 and the final product is $(1/2P_0)(2V_0)$, so the products are equal and temperature does not change.**
(B)	This option is incorrect. For process B, the initial product is P_0V_0 and the final product is $(3P_0)(1.5V_0)$, so they are not equal and thus the temperature changes.
(C)	**This option is correct. Use the ideal gas law, $PV = nRT$, so $T = PV/nR$. Because n and R are constant for these samples, we examine only the product PV in each case to see if T is constant. For process C, the initial product is P_0V_0 and the final product is $(1/3P_0)(3V_0)$, so the products are equal and temperature does not change.**
(D)	This option is incorrect. For process D, the initial product is P_0V_0 and the final product is $(1/3P_0)(1.5V_0)$, so they are not equal and therefore the temperature changes.

张老师答疑微信：15940415847

Question 49

Essential Knowledge	6.G.1 Under certain regimes of energy or distance, matter can be modeled as a classical particle.
Science Practice	6.4 The student can make claims and predictions about natural phenomena based on scientific theories and models. 7.1 The student can connect phenomena and models across spatial and temporal scales.
Learning Objective	6.G.1.1 The student is able to make predictions about using the scale of the problem to determine at what regimes a particle or wave model is more appropriate.

(A)	This option is incorrect. An electron at the speed given has a de Broglie wavelength $\lambda = h/p$ of 1.2×10^{-10} m. The width of the human hair (on the order of 10^{-5} m) is too large (by too many orders of magnitude) to diffract electrons.
(B)	**This option is correct. An electron moving at** $6\ \text{m/s}$ **has a de Broglie wavelength** $(\lambda = h/p)$ **as calculated:** $\lambda = \left(6.63 \times 10^{-34}\ \text{J} \cdot \text{s}\right)/\left(9.11 \times 10^{-31}\ \text{kg}\right)\left(6 \times 10^{6}\ \text{m/s}\right) = 1.2 \times 10^{-10}\ \text{m}$ **The opening must be small (within several orders of magnitude of the wavelength). The width of the interatomic spacing in the crystal is close enough to the wavelength for interference diffraction to occur, as shown by the well known Davisson-Germer experiment.**
(C)	**This option is correct. An electron at the speed given has a de Broglie wavelength** $(\lambda = h/p)$**. Using the mass of an electron and Planck's constant:** $\lambda = \left(6.63 \times 10^{-34}\ \text{J} \cdot \text{s}\right)/\left(9.11 \times 10^{-31}\ \text{kg}\right)\left(6 \times 10^{6}\ \text{m/s}\right) = 1.2 \times 10^{-10}\ \text{m}$ **The opening must be small (within several orders of magnitude of the wavelength). The width of the slit is within about one order of magnitude larger than the wavelength, so diffraction of electrons could occur.**
(D)	This option is incorrect. An electron at the speed given has a de Broglie wavelength $\lambda = h/p$ of 1.2×10^{-10} m. The width of the paper strip is too large (by too many orders of magnitude) for diffraction of electrons to occur.

张老师答疑微信：15940415847

Question 50

Essential Knowledge	6.F.3 Photons are individual energy packets of electromagnetic waves, with $E_{photon} = hf$, where h is Planck's constant and f is the frequency of the associated light wave.
Science Practice	6.4 The student can make claims and predictions about natural phenomena based on scientific theories and models.
Learning Objective	6.F.3.1 The student is able to support the photon model of radiant energy with evidence provided by the photoelectric effect.

(A)	This option is incorrect. As frequency increases, the energy of each photon increases but not necessarily the number of photons.
(B)	**This option is correct. The maximum kinetic energy of electrons is equal to the energy of photons striking the metal $(E = hf)$ minus the work function of the metal: $K_{max} = hf - \Phi$. When K is zero, $hf = \Phi$ and the frequency is called the threshold frequency, below which no photoemission occurs. The threshold frequency is the x-intercept on this graph.**
(C)	**This option is correct. The maximum kinetic energy of electrons is equal to the energy of photons striking the metal $(E = hf)$ minus the work function of the metal: $K_{max} = hf - \Phi$. When K is zero, $hf = \Phi$ and the frequency is called the threshold frequency, below which no photoemission occurs. The threshold frequency is the x-intercept on this graph, and K increases as frequency increases beyond the threshold.**
(D)	This option is incorrect. Intensity of light is not a factor, as each photon must have frequency above the threshold frequency to produce emission. This choice incorrectly assumes that increasing intensity, which increases total energy, will produce photoemission and does not consider the quantum effect.

张老师答疑微信：15940415847

Answers to Multiple-Choice Questions

1 – B	14 – A	27 – A	40 – D
2 – B	15 – B	28 – A	41 – B
3 – A	16 – D	29 – B	42 – B
4 – A	17 – C	30 – B	43 – B
5 – C	18 – C	31 – D	44 – D
6 – C	19 – A	32 – B	45 – B
7 – C	20 – C	33 – D	46 – A, C
8 – A	21 – D	34 – A	47 – A, B
9 – A	22 – C	35 – A	48 – A, C
10 – B	23 – B	36 – D	49 – B, C
11 – C	24 – C	37 – C	50 – B, C
12 – B	25 – B	38 – B	
13 – C	26 – D	39 – D	

张老师答疑微信：15940415847

Free-Response Section

Section II is the free-response part of the exam. This section contains four free-response questions, and the student will have a total of 90 minutes to complete them all.

Information for Free-Response Question 1

Timing	The student should spend approximately 20 minutes on this question.
Essential Knowledge	4.C.3 Energy is transferred spontaneously from a higher temperature system to a lower temperature system. The process of transferring energy is called heating. The amount of energy transferred is called heat. 5.B.7 The first law of thermodynamics is a specific case of the law of conservation of energy involving the internal energy of a system and the possible transfer of energy through work and/or heat. Examples should include P-V diagrams isovolumetric processes, isothermal processes, isobaric processes, and adiabatic processes. No calculations of internal energy change from temperature change are required; in this course, examples of these relationships are qualitative and/or semi-quantitative. 7.A.2 The temperature of a system characterizes the average kinetic energy of its molecules. 7.B.2 The second law of thermodynamics describes the change in entropy for reversible and irreversible processes. Only a qualitative treatment is considered in this course.
Science Practice	6.4 The student can make claims and predictions about natural phenomena based on scientific theories and models. 7.1 The student can connect phenomena and models across spatial and temporal scales.
Learning Objectives	4.C.3.1 The student is able to make predictions about the direction of energy transfer due to temperature differences based on interactions at the microscopic level. 5.B.7.1 The student is able to predict qualitative changes in the internal energy of a thermodynamic system involving transfer of energy due to heat or work done and justify those predictions in terms of conservation of energy principles. 7.A.2.2 The student is able to connect the statistical distribution of microscopic kinetic energies of molecules to the macroscopic temperature of the system and to relate this to thermodynamic processes. 7.B.2.1 The student is able to connect qualitatively the second law of thermodynamics in terms of the state function called entropy and how it (entropy) behaves in reversible and irreversible processes.

张老师答疑微信：15940415847

Characteristics of a STRONG Response	Part (a) The student is able to • Identify which sample of gas has greatest probable speed based on temperature • Identify which sample of gas has the broadest distribution of molecular speeds based on temperature Part (b) The student is able to • Exhibit an understanding that energy flows from systems of higher temperature to systems of lower temperature • Exhibit an understanding that higher temperature corresponds to higher kinetic energy • Exhibit an understanding that all three samples end up at the same temperature • Exhibit an understanding that the energy flow for a sample can change direction. In this scenario that the kinetic energy of sample Y decreases then increases. • Arrive at the correct conclusions about the energy flow for each of the three samples Part (c) The student is able to indicate that the entropy decreases and provide a correct or consistent justification that relates the spread of molecular distribution to entropy. Part (d) The student is able to indicate that the entropy of the system increases and explain that the entropy of a closed system increases for an irreversible process.
Characteristics of a GOOD Response	Part (a) The student is able to graph one of the two quantities accurately, either greatest probable speed or distribution of molecular speeds for each sample relative to the other samples on the graph. Part (b) The student is able to exhibit an understanding that energy flows from systems of higher temperature to systems of lower temperatures and that higher temperature corresponds to higher kinetic energy. The student indicates that equilibrium will be reached but does not indicate that all three samples end up at the same temperature. Part (c) The student is able to indicate that the entropy decreases for sample X and provides a reasonable attempt at a justification. Part (d) The student is able to indicate that the entropy of the system increases but is not able to explain.

张老师答疑微信：15940415847

Characteristics of a WEAK Response	Part (a) The student is able to graph one of the two quantities accurately, either greatest probable speed or distribution of molecular speeds for each sample relative to the other samples on the graph. Part (b) The student is able to exhibit an understanding about energy flow and that equilibrium will be reached but there is limited understanding of what indicates equilibrium and explanation of the energy flow of each sample. Part (c) The student is able to indicate that entropy decreases in sample X but does not provide a reasonable attempt at a justification. Part (d) The student has no understanding about the entropy of a closed irreversible process.

张老师答疑微信：15940415847

Scoring Guidelines for Free-Response Question 1

Question 1

10 points total **Distribution of points**

(a) 2 points

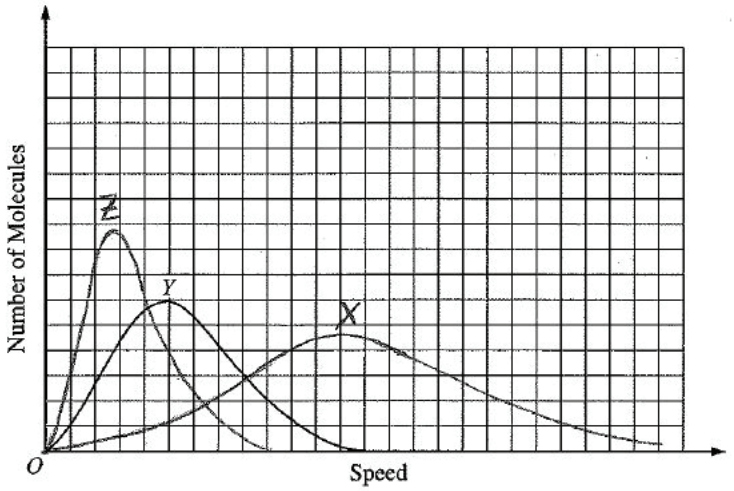

For the peak of the curve for Z at a smaller speed than Y, and X at a greater speed than Y — 1 point

For the curve for Z having a higher peak and less spread than Y, and X with a lower peak and greater spread — 1 point

One earned point was deducted for correct curves that are not labeled

(b) 5 points

The kinetic energy of X decreases. It has the highest temperature and so to reach the same equilibrium temperature as the other samples it must lose energy, which flows into Z.

The kinetic energy of Y decreases and then increases. It has a higher temperature than Z, and so initially loses energy which flows into Z. But it eventually must end up at a higher temperature than it initially had, so the net energy flow must be into Y. That can only happen if the direction of energy flow reverses.

The kinetic energy of Z could always increase, or it can increase and then decrease. Initially energy flows into it, since it has the lowest temperature. At some point energy begins to flow from Z to Y. Whether the temperature and thus the kinetic energy of Z continually increases or not depends on how much energy keeps flowing to it from X.

For exhibiting understanding that energy flows from systems at higher temperature to systems at lower temperature — 1 point

For exhibiting understanding that higher temperature corresponds to higher kinetic energy — 1 point

For exhibiting understanding that the energy flow stops — 1 point

For exhibiting understanding that the energy flow for a sample can change direction — 1 point

For using the above understanding to indicate that the average kinetic energy of all three samples are the same when equilibrium is reached — 1 point

张老师答疑微信：15940415847

		Distribution of points
(c)	2 points	
	For checking either the correct response or one consistent with the answer to part (b), with a reasonable attempt at justification	1 point
	For a correct or consistent justification that relates the spread of the molecular distribution to entropy	1 point
	For example: The entropy decreases. When the temperature goes down, the spread of the speeds and thus the kinetic energies of the individual molecules is less. This means less disorder and thus less entropy.	
(d)	1 point	
	For correctly indicating that the entropy of the system increases, and explaining that the entropy of a closed system increases for an irreversible process.	1 point

张老师答疑微信：15940415847

Information for Free-Response Question 2

Timing	The student should spend approximately 25 minutes on this question.
Essential Knowledge	4.E.5 The values of currents and electric potential differences in an electric circuit are determined by the properties and arrangement of the individual circuit elements such as sources of emf, resistors, and capacitors. 5.B.9 Kirchhoff's loop rule describes conservation of energy in electrical circuits. The application of Kirchhoff's laws to circuits is introduced in Physics 1 and further developed in Physics 2 in the context of more complex circuits, including those with capacitors.
Science Practices	6.4 The student can make claims and predictions about natural phenomena based on scientific theories and models. 2.2 The student can apply mathematical routines to quantities that describe natural phenomena. 4.2 The student can design a plan for collecting data to answer a particular scientific question. 5.1 The student can analyze data to identify patterns or relationships. 1.5 The student can re-express key elements of natural phenomena across multiple representations in the domain.
Learning Objectives	4.E.5.2 The student is able to make and justify a qualitative prediction of the effect of a change in values or arrangements of one or two circuit elements on currents and potential differences in a circuit containing a small number of sources of emf, resistors, capacitors, and switches in series and/or parallel. 4.E.5.3 The student is able to plan data collection strategies and perform data analysis to examine the values of currents and potential differences in an electric circuit that is modified by changing or rearranging circuit elements, including sources of emf, resistors, and capacitors. 5.B.9.6 The student is able to mathematically express the changes in electric potential energy of a loop in a multi-loop electrical circuit and justify this expression using the principle of the conservation of energy. 5.B.9.7 The student is able to refine and analyze a scientific question for an experiment using Kirchhoff's loop rule for circuits that includes determination of internal resistance of the battery and analysis of a non-ohmic resistor. 5.B.9.8 The student is able to translate between graphical and symbolic representations of experimental data describing relationships among power, current, and potential difference across a resistor.

张老师答疑微信：15940415847

Characteristics of a STRONG Response	Part(a)(i) The student is able to write the correct equation with all the required variables. Part(a)(ii) The student is able to • connect the slope of the line to $1/\varepsilon$ • pick two points from the line of best fit to calculate the slope of the line • use the y-intercept of the line to determine the battery's internal resistance • or substitute data from the graph to set up two equations and solve those equations for r and ε. Part (b)(i) The student is able to • draw a circuit that would allow the potential difference across X to be varied • connect the ammeter and voltmeter correctly in the circuit that would allow the current and potential difference to be measured across resistor X. Part(b)(ii) The student is able to • describe a procedure that correctly varies the potential difference across resistor X • indicate that the current and potential difference of resistor X are being measured for more than one trial. Part (b)(iii) The student is able to • indicate that current and potential difference of resistor X are the quantities being graphed • indicate that if resistor X is ohmic then the graph would be linear(a straight line). Part (c) The student is able to • indicate that the procedure changes the external resistance to X and it does not matter how it changes (ohmic or not) because the measurements are for X by itself.

张老师答疑微信：15940415847

Characteristics of a GOOD Response	Part(a)(i) The student is able to write the correct equation with all the required variables. Part (a)(ii) The student is able to use the data from the graph in an attempt to calculate the emf and internal resistance of the circuit. The student attempts to calculate the slope of the line but does not understand the connection. Part(b)(i) The student is able to • draw a circuit that would allow the potential difference across X to be varied • connect the ammeter or voltmeter in the circuit that would allow the current and potential difference to be measured across resistor X. Part(b)(ii) The student is able to describe a procedure that varies potential difference but does not make more than one trial or does not collect the data necessary to determine whether X is ohmic or not. Part(b)(iii) The student is able to indicate that current and potential difference are being graphed but does not indicate that the data would yield a linear relationship. Part(c) The student is able to indicate the circuit does not have to be different but does not know why.
Characteristics of a WEAK Response	Part(a)(i) The student is able write Ohm's law but does not know how to incorporate internal resistance into the equation. Part(a)(ii) The student attempts to use data from the graph but may only use one point which is substituted into the equation from part(a)(i). Part (b)(i) The student redraws the circuit from the prompt and inserts an ammeter and voltmeter into the circuit. Part(b)(ii) The student attempts to describe a procedure using their circuit but they are unable to vary the potential difference. The student does not indicate that they need the potential difference and current for resistor X. Part(b)(iii) The student indicates quantities to graph, typically indicating voltage and resistance. Part (c) The student does not know how the internal resistance affects the overall resistance with regard to being ohmic or not. The student fails to realize that the internal resistance and resistor R are external to resistor X.

张老师答疑微信：15940415847

Scoring Guidelines for Free-Response Question 2

Question 2

12 points total — **Distribution of points**

(a)

(i) 1 point

For a correct equation for the circuit containing all the required variables — 1 point

$\mathcal{E} = (r + R)I$

(ii) 3 points

Slope-intercept method

The above equation can be re-arranged to express $1/I$ as a function of R

$$\frac{1}{I} = \frac{R}{\mathcal{E}} + \frac{r}{\mathcal{E}}$$

The emf is the inverse of the slope of the graph.

For using the slope of the line to determine the emf. — 1 point

For using data from the best-fit line — 1 point

For example:

$$\text{Slope} = \frac{1}{\mathcal{E}} = \frac{(0.8 - 0.2)(1/\text{A})}{(45 - 10)\Omega} = \frac{0.6}{35}\frac{1}{\text{V}}$$

$$\mathcal{E} = \frac{35}{0.6}\text{ V} = 58.3\text{ V}$$

For using the intercept of the line to determine the battery resistance — 1 point

Intercept $= r/\mathcal{E}$

For example, reading an intercept of $0.03(1/\text{A})$

$r = (\text{Intercept})\mathcal{E} = (0.03(1/\text{A}))(58.3\text{ V}) = 1.75\ \Omega$

Alternate Solution: — *Alternate Points*

Simultaneous equation method

Data is substituted into the equation $\mathcal{E} = (r + R)I$

For using two points to set up two equations — *1 point*

For using data from the best-fit line — *1 point*

For example

$\mathcal{E} = (r + 45\ \Omega)(1/0.8(1/\text{A}))$

$\mathcal{E} = (r + 10\ \Omega)(1/0.2(1/\text{A}))$

For solving for r and $\mathcal{E}$ — *1 point*

$(r + 10\ \Omega)(1/0.2(1/\text{A})) = (r + 45\ \Omega)(1/0.8(1/\text{A}))$

$(r + 10\ \Omega)(0.8\ 1/\text{A}) = (r + 45\ \Omega)(0.2\ 1/\text{A})$

张老师答疑微信：15940415847

Distribution of points

$r(0.8\ 1/\text{A}) - r(0.2\ 1/\text{A}) = (45\ \Omega)(0.2\ 1/\text{A}) - (10\ \Omega)(0.8\ 1/\text{A})$

$r(0.6\ 1/\text{A}) = (9 - 8)\Omega/\text{A}$

$r = 1/0.6\ \Omega = 1.7\ \Omega$

Using the first simultaneous equation and substituting for r

$\mathcal{E} = (1.7\ \Omega + 45\ \Omega)(1/0.8(1/\text{A})) = 58.3\ \text{V}$

(b)

(i) 2 points

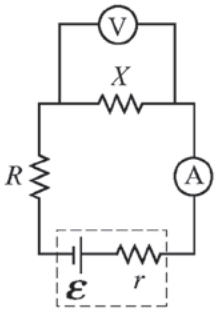

For a design that allows the potential difference across resistor *X* to be varied — 1 point

For an ammeter and a voltmeter connected correctly to measure current and potential difference for resistor *X* — 1 point

(ii) 2 points

For a correct method for varying the potential difference across resistor *X*. — 1 point

For the example circuit shown above, use each of the resistors in turn as resistor *R*.

For indicating appropriate measurements for each trial — 1 point

For example, for each value of resistor *R*, measure the potential difference and current for resistor *X*.

(iii) 2 points

For indicating appropriate quantities to graph — 1 point

For the example described above, graph current as a function of potential difference.

For indicating an appropriate property of the graph — 1 point

For the example described above, the graph would be linear if resistor *X* was ohmic.

张老师答疑微信：15940415847

		Distribution of points
(c)	2 points	
	For correctly indicating 'yes' or 'no' consistent with circuit drawn, and some reasonable attempt at a correct justification	1 point
	For the example described above, the correct response is 'no'.	
	For a correct justification	1 point
	For the example described above, the measured values are those for only resistor *X*. Since the point is to change the resistance external to *X*, it does not matter how or why it changes. As long as the measurements are the quantities for *X* by itself the data is legitimate.	

张老师答疑微信：15940415847

Information for Free-Response Question 3

Timing	The student should spend approximately 25 minutes on this question.
Essential Knowledge	2.C.1 The magnitude of the electric force F exerted on an object with electric charge q by an electric field E is $F = qE$. The direction of the force is determined by the direction of the field and the sign of the charge, with positively charged objects accelerating in the direction of the field and negatively charged objects accelerating in the direction opposite the field. This should include a vector field map for positive point charges, negative point charges, spherically symmetric charge distributions, and uniformly charged parallel plates. 2.D.1 The magnetic field exerts a force on a moving electrically charged object. That magnetic force is perpendicular to the direction of velocity of the object and to the magnetic field and is proportional to the magnitude of the charge, the magnitude of the velocity and the magnitude of the magnetic field. It also depends on the angle between the velocity, and the magnetic field vectors. Treatment is quantitative for angles of $0°$, $90°$, or $180°$ and qualitative for other angles. 3.B.1 If an object of interest interacts with several other objects, the net force is the vector sum of the individual forces.
Science Practices	6.4 The student can make claims and predictions about natural phenomena based on scientific theories and models. 2.2 The student can apply mathematical routines to quantities that describe natural phenomena.
Learning Objectives	2.C.1.1 The student is able to predict the direction and the magnitude of the force exerted on an object with an electric charge q placed in an electric field E using the mathematical model of the relation between an electric force and an electric field: $F = qE$; a vector relation. 2.C.1.2 The student is able to calculate any one of the variables — electric force, electric charge, and electric field — at a point given the values and sign or direction of the other two quantities. 2.D.1.1 The student is able to apply mathematical routines to express the force on a moving charged object due to a magnetic field. 3.B.1.4 The student is able to predict the motion of an object subject to forces exerted by several objects using an application of Newton's second law in a variety of physical situations.

张老师答疑微信：15940415847

Characteristics of a STRONG Response	Part (a) The student is able to • Indicate that there are two forces (electric and magnetic) exerted on the particle • Indicate that the forces must be equal in magnitude and opposite in direction for the particle to move undeflected. Part (b) The student is able to • indicate that the charge is negative, and that because the cross-product of the velocity and the magnetic field is directed upward that means the particle is negative because it curves downward. Part (c) the student is able to • Equate the magnitudes of the electric force and magnetic force • Use the relationship between the field and potential for parallel plates • Substitute into the resulting equation to solve for potential difference. Part (d) the student is able to • Equate the magnitudes of the centripetal and magnetic forces • Realize that the given distance of the collector plate is the diameter and that radius is needed • Substitute into the resulting relationship to solve for mass of the particle. Part (e) the student is able to • Indicate that the straight-line motion means that all particles regardless of mass and charge will have the same velocity. • Using the equation from part (d) to indicate that the radius of the circular motion depends on the charge and mass. • Indicating that for this situation because both particles are isotopes of carbon that the radius will only depend on the mass.

张老师答疑微信：15940415847

Characteristics of a GOOD Response	Part (a) the student is able to • Indicate that there are two forces (electric and magnetic) exerted on the particle • Indicate that the forces must be equal in magnitude and opposite in direction for the particle to move undeflected. Part (b) the student is able to • Indicate that the charge is negative but is not able to provide the correct justification Part (c) the student is able to • Equate the magnitudes of the electric force and magnetic force • Attempt to use the relationship between the field and potential for parallel plates and then substitute into the resulting relationship Part (d) the student is able to • Equate the magnitudes of the centripetal and magnetic forces • Substitute into the resulting relationship to solve for mass of the particle but did not realize that the diameter was given, not the radius. Part (e) The student is able to indicate that radius depends on the mass of the isotope.
Characteristics of a WEAK Response	Part (a) the student is able to • Indicate that there are two forces (electric and magnetic) exerted on the particle • Indicate that the two forces are related, but does not explain how. Part (b) the student is able to indicate that there is charge but not the correct sign. Part (c) the student is able to • Equate the magnitudes of the electric force and magnetic force but does not realize the connection between the field and potential for parallel plates and how that can be used to solve for potential difference knowing electric force and magnetic force. Part (d) the student is able to • Equate the magnitudes of the centripetal and magnetic forces • Attempt substitution into the resulting relationship to solve for mass of the particle but did not realize that the diameter was given not the radius. Part (e) the student is able to indicate that radius depends on the mass of the isotope.

张老师答疑微信：15940415847

Scoring Guidelines for Free-Response Question 3

Question 3

12 points total | **Distribution of points**

(a) 2 points

For any indication that both an electric and a magnetic force are exerted on the particle — 1 point

For any indication that these forces are equal in magnitude and opposite in direction — 1 point

For example: The plates create a vertical electric field that exerts a vertical force on the particle. The cross-product of the velocity and the magnetic field also results in a vertical force. No matter what the charge of the particle, these forces are in opposite directions. Since the charge moves in a straight line they must be equal in magnitude.

(b) 1 point

For indicating that the charge is negative and a correct justification — 1 point

Examples:

The cross-product of the velocity and the magnetic field is directed upward. The particle curves downward as it leaves the plates, so it must be negative.

With the battery connection shown, the top plate is positive and the bottom one is negative. So the electric field is down. The particle would move down without the electric field, as it initially does when it leaves the plates, so the force from the field must be upward. That means the particle is negative.

(c) 3 points

$F_B = qvB$

For equating the magnitudes of the electric and magnetic forces — 1 point

$qE = qvB$ so $E = vB$

For using the relationship between the field and potential for parallel plates, $E = V/d$ — 1 point

$V/d = vB$

$V = vBd$

For correct substitutions — 1 point

$V = \left(2.0 \times 10^6 \text{ m/s}\right)\left(0.30 \text{ T}\right)\left(5.0 \times 10^{-3} \text{ m}\right)$

$V = 3000 \text{ V}$

张老师答疑微信：15940415847

		Distribution of points
(d)	3 points	
	For equating the magnitudes of the centripetal and magnetic forces $mv^2/r = qvB$ $m = qBr/v$	1 point
	For realizing that the given distance to the collector plate is the diameter and using $r = 2D$	1 point
	For correct substitutions $m = \left(1.6 \times 10^{-19}\ \text{C}\right)(0.30\ \text{T})(0.21\ \text{m})/\left(2.0 \times 10^{6}\ \text{m/s}\right)$ $m = \left(5.04 \times 10^{-27}\ \text{kg}\right)$	1 point
(e)	3 points	
	For any indication that the straight-line motion means that all the particles leaving the plates have the same speed regardless of charge and mass, referencing part (c)	1 point
	For any indication that the radius of the circular motion depends on the charge and mass, as indicated by the equation $m = qBr/v$ from part (d)	1 point
	For any indication that radius depends only on the mass	1 point

张老师答疑微信：15940415847

Information for Free-Response Question 4

Timing	The student should spend approximately 20 minutes on this question.
Essential Knowledge	6.C.1 When two waves cross, they travel through each other; they do not bounce off each other. Where the waves overlap, the resulting displacement can be determined by adding the displacements of the two waves. This is called superposition. 6.C.2 When waves pass through an opening whose dimensions are comparable to the wavelength, a diffraction pattern can be observed. 6.C.3 When waves pass through a set of openings whose spacing is comparable to the wavelength, an interference pattern can be observed. Examples should include monochromatic double-slit interference.
Science Practices	6.4 The student can make claims and predictions about natural phenomena based on scientific theories and models. 7.2 The student can connect concepts in and across domain(s) to generalize or extrapolate in and/or across enduring understandings and/or big ideas. 1.4 The student can use representations and models to analyze situations or solve problems qualitatively and quantitatively.
Learning Objectives	6.C.1.1 The student is able to make claims and predictions about the net disturbance that occurs when two waves overlap. Examples should include standing waves. 6.C.1.2 The student is able to construct representations to graphically analyze situations in which two waves overlap over time using the principle of superposition. 6.C.2.1 The student is able to make claims about the diffraction pattern produced when a wave passes through a small opening, and to qualitatively apply the wave model to quantities that describe the generation of a diffraction pattern when a wave passes through an opening whose dimensions are comparable to the wavelength of the wave. 6.C.3.1 The student is able to qualitatively apply the wave model to quantities that describe the generation of interference pattern to make predictions about interference patterns that form when waves pass through a set of openings whose spacing and widths are small, but larger than the wavelength.

张老师答疑微信：15940415847

Characteristics of a STRONG Response	Part (a) The student is able to • Coherently and logically connect the explanation • Describe X as a point source • Demonstrate an understanding that the wider opening can be treated as multiple point sources • Demonstrate that interference of the wave fronts creates the patterns on the far side of the opening and that at the edges there is a lack of interference. Part (b) The student is able to • Demonstrate that the figure shows a set of wave fronts • Demonstrate that the dashed lines lead to points of maxima which are created from interference where the fronts intersect Part (c) The student is able to • Construct a graph where the maxima are at the labeled positions on the wall and the minima are in between. • Show that the highest maxima is located at the central point c and that the height of the other maxima decrease as the position moves away from c on both sides.
Characteristics of a GOOD Response	Part (a) The student is able to • Describe a point source • Demonstrate an understanding of interference being created on the far side of the opening Part (b) The student is able to • Demonstrate that maxima in the resulting interference pattern occur where the fronts intersect • Demonstrate that the dashed lines are connected to the interference pattern on the wall Part (c) The student is able to construct a graph where the maxima are at the labeled positions and minima in between. However, does not show a decrease in height away from central point c.
Characteristics of a WEAK Response	Part (a) The student is able to • Demonstrate some understanding that interference results from the overlap of wave fronts on the far side of the opening • Demonstrated a very limited understanding of a point source, multiple point sources and interference as a result of wave fronts overlapping Part (b) The student is able to demonstrate that the figure pertains to a set of wave fronts that intersect and produce a pattern on the wall Part (c) The student is able to construct a graph that looks like a sine curve and may place the maxima on the labeled positions but all the heights will be the same.

张老师答疑微信：15940415847

Scoring Guidelines for Free-Response Question 4

Question 4

10 points total — **Distribution of points**

(a) 5 points

For a correct description of *X* as essentially a point source	1 point
For demonstrating understanding that wider openings can be treated as multiple point sources	1 point
For demonstrating understanding that interference of wave fronts creates the pattern on the far side of the opening	1 point
For demonstrating understanding of the lack of interference at the edges	1 point
For coherently connecting the above ideas in a logical explanation	1 point

For example: In *X*, the size of the slit is comparable to the wavelength of the plane waves, so it acts most like a single point source and produces essentially spherical wave fronts. As the slit gets wider in *Y* and *Z*, it acts like an increasing number of point sources. Away from the edges, the spherical wave fronts interfere and the points of constructive interference result in the planar sections that reproduce the incident plane waves. Near the edges, there are no waves on one side to interfere, so the spherical fronts propagate.

(b) 3 points

For demonstrating understanding that the figure shows a set of wave fronts for each opening	1 point
For demonstrating understanding that maxima in the resulting interference pattern occur where the fronts intersect	1 point
For demonstrating understanding that the dashed lines lead to points of maxima in the resulting interference pattern on the wall	1 point

For example: Each opening creates a set of spherical wave fronts as shown. Assuming the wave fronts denote maximum amplitude, where they cross are points of maximum constructive interference. The dashed lines connect these points, and indicate where the maxima of the pattern on the wall are located.

(c) 2 points

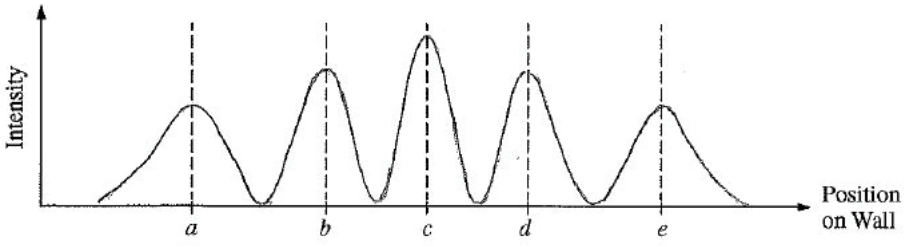

For maxima at the labeled positions on the wall and minima in between	1 point
For showing a decrease in the height of the maxima as position moves away from the central point *c*	1 point

张老师答疑微信：15940415847

Contact Us

New York Office
45 Columbus Avenue
New York, NY 10023-6992
212-713-8000
212-713-8277/55 (Fax)

AP Services for Educators
P.O. Box 6671
Princeton, NJ 08541-6671
877-274-6474 (toll free in the United States and Canada)
212-632-1781
610-290-8979 (fax)
Email: apexams@info.collegeboard.org

Call Center Hours
M–F, 8 a.m. to 5 p.m. ET
April 21 to May 23, 2014, M–F, 7 a.m. to 8 p.m. ET

AP Canada Office
2950 Douglas Street, Suite 550
Victoria, BC, Canada V8T 4N4
250-472-8561
800-667-4548 (toll free in Canada only)
Email: gewonus@ap.ca

International Services
Serving all countries outside the U.S. and Canada
45 Columbus Avenue
New York, NY 10023-6992
212-373-8738
Email: international@collegeboard.org

张老师答疑微信：15940415847