2018

AP Physics 1: Algebra-Based

Free-Response Questions

© 2018 The College Board. College Board, Advanced Placement Program, AP, AP Central, and the acorn logo are registered trademarks of the College Board. Visit the College Board on the Web: www.collegeboard.org.

AP Central is the official online home for the AP Program: apcentral.collegeboard.org.

AP® PHYSICS 1 TABLE OF INFORMATION

CONSTANTS AND CONVERSION FACTORS			
Proton mass,	$m_p = 1.67 \times 10^{-27}$ kg	Electron charge magnitude,	$e = 1.60 \times 10^{-19}$ C
Neutron mass,	$m_n = 1.67 \times 10^{-27}$ kg	Coulomb's law constant,	$k = 1/4\pi\varepsilon_0 = 9.0 \times 10^9$ N•m^2/C^2
Electron mass,	$m_e = 9.11 \times 10^{-31}$ kg	Universal gravitational constant,	$G = 6.67 \times 10^{-11}$ m^3/kg•s^2
Speed of light,	$c = 3.00 \times 10^8$ m/s	Acceleration due to gravity at Earth's surface,	$g = 9.8$ m/s^2

UNIT SYMBOLS									
	meter,	m	kelvin,	K	watt,	W	degree Celsius,	°C
	kilogram,	kg	hertz,	Hz	coulomb,	C		
	second,	s	newton,	N	volt,	V		
	ampere,	A	joule,	J	ohm,	Ω		

PREFIXES		
Factor	Prefix	Symbol
10^{12}	tera	T
10^{9}	giga	G
10^{6}	mega	M
10^{3}	kilo	k
10^{-2}	centi	c
10^{-3}	milli	m
10^{-6}	micro	μ
10^{-9}	nano	n
10^{-12}	pico	p

VALUES OF TRIGONOMETRIC FUNCTIONS FOR COMMON ANGLES							
θ	0°	30°	37°	45°	53°	60°	90°
$\sin\theta$	0	$1/2$	$3/5$	$\sqrt{2}/2$	$4/5$	$\sqrt{3}/2$	1
$\cos\theta$	1	$\sqrt{3}/2$	$4/5$	$\sqrt{2}/2$	$3/5$	$1/2$	0
$\tan\theta$	0	$\sqrt{3}/3$	$3/4$	1	$4/3$	$\sqrt{3}$	∞

The following conventions are used in this exam.

I. The frame of reference of any problem is assumed to be inertial unless otherwise stated.
II. Assume air resistance is negligible unless otherwise stated.
III. In all situations, positive work is defined as work done on a system.
IV. The direction of current is conventional current: the direction in which positive charge would drift.
V. Assume all batteries and meters are ideal unless otherwise stated.

AP® PHYSICS 1 EQUATIONS

MECHANICS

$v_x = v_{x0} + a_x t$

$x = x_0 + v_{x0} t + \frac{1}{2} a_x t^2$

$v_x^2 = v_{x0}^2 + 2a_x (x - x_0)$

$\vec{a} = \frac{\sum \vec{F}}{m} = \frac{\vec{F}_{net}}{m}$

$|\vec{F}_f| \le \mu |\vec{F}_n|$

$a_c = \frac{v^2}{r}$

$\vec{p} = m\vec{v}$

$\Delta \vec{p} = \vec{F} \Delta t$

$K = \frac{1}{2} m v^2$

$\Delta E = W = F_{\|} d = F d \cos\theta$

$P = \frac{\Delta E}{\Delta t}$

$\theta = \theta_0 + \omega_0 t + \frac{1}{2} \alpha t^2$

$\omega = \omega_0 + \alpha t$

$x = A\cos(2\pi f t)$

$\vec{\alpha} = \frac{\sum \vec{\tau}}{I} = \frac{\vec{\tau}_{net}}{I}$

$\tau = r_{\perp} F = r F \sin\theta$

$L = I\omega$

$\Delta L = \tau \Delta t$

$K = \frac{1}{2} I \omega^2$

$|\vec{F}_s| = k|\vec{x}|$

$U_s = \frac{1}{2} k x^2$

$\rho = \frac{m}{V}$

a = acceleration
A = amplitude
d = distance
E = energy
f = frequency
F = force
I = rotational inertia
K = kinetic energy
k = spring constant
L = angular momentum
ℓ = length
m = mass
P = power
p = momentum
r = radius or separation
T = period
t = time
U = potential energy
V = volume
v = speed
W = work done on a system
x = position
y = height
α = angular acceleration
μ = coefficient of friction
θ = angle
ρ = density
τ = torque
ω = angular speed

$\Delta U_g = mg\Delta y$

$T = \frac{2\pi}{\omega} = \frac{1}{f}$

$T_s = 2\pi\sqrt{\frac{m}{k}}$

$T_p = 2\pi\sqrt{\frac{\ell}{g}}$

$|\vec{F}_g| = G\frac{m_1 m_2}{r^2}$

$\vec{g} = \frac{\vec{F}_g}{m}$

$U_G = -\frac{G m_1 m_2}{r}$

ELECTRICITY

$|\vec{F}_E| = k\left|\frac{q_1 q_2}{r^2}\right|$

$I = \frac{\Delta q}{\Delta t}$

$R = \frac{\rho \ell}{A}$

$I = \frac{\Delta V}{R}$

$P = I\,\Delta V$

$R_s = \sum_i R_i$

$\frac{1}{R_p} = \sum_i \frac{1}{R_i}$

A = area
F = force
I = current
ℓ = length
P = power
q = charge
R = resistance
r = separation
t = time
V = electric potential
ρ = resistivity

WAVES

$\lambda = \frac{v}{f}$

f = frequency
v = speed
λ = wavelength

GEOMETRY AND TRIGONOMETRY

Rectangle
$A = bh$

Triangle
$A = \frac{1}{2} bh$

Circle
$A = \pi r^2$
$C = 2\pi r$

Rectangular solid
$V = \ell w h$

Cylinder
$V = \pi r^2 \ell$
$S = 2\pi r \ell + 2\pi r^2$

Sphere
$V = \frac{4}{3}\pi r^3$
$S = 4\pi r^2$

A = area
C = circumference
V = volume
S = surface area
b = base
h = height
ℓ = length
w = width
r = radius

Right triangle
$c^2 = a^2 + b^2$
$\sin\theta = \frac{a}{c}$
$\cos\theta = \frac{b}{c}$
$\tan\theta = \frac{a}{b}$

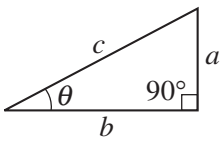

PHYSICS 1
Section II
Time—1 hour and 30 minutes
5 Questions

Directions: Questions 1, 4, and 5 are short free-response questions that require about 13 minutes each to answer and are worth 7 points each. Questions 2 and 3 are long free-response questions that require about 25 minutes each to answer and are worth 12 points each. Show your work for each part in the space provided after that part.

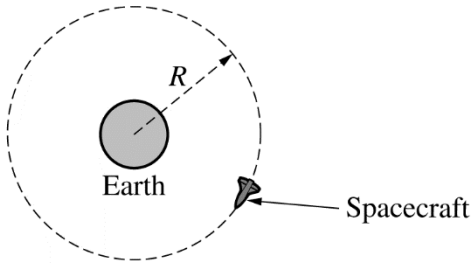

Note: Figure not drawn to scale.

1. (7 points, suggested time 13 minutes)

   A spacecraft of mass m is in a clockwise circular orbit of radius R around Earth, as shown in the figure above. The mass of Earth is M_E.

   (a) In the figure below, draw and label the forces (not components) that act on the spacecraft. Each force must be represented by a distinct arrow starting on, and pointing away from, the spacecraft.

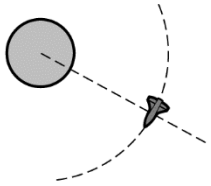

Note: Figure not drawn to scale.

   (b)

   i. Derive an equation for the orbital period T of the spacecraft in terms of m, M_E, R, and physical constants, as appropriate. If you need to draw anything other than what you have shown in part (a) to assist in your solution, use the space below. Do NOT add anything to the figure in part (a).

   ii. A second spacecraft of mass $2m$ is placed in a circular orbit with the same radius R. Is the orbital period of the second spacecraft greater than, less than, or equal to the orbital period of the first spacecraft?

   ____ Greater than ____ Less than ____ Equal to

   Briefly explain your reasoning.

© 2018 The College Board.
Visit the College Board on the Web: www.collegeboard.org.

(c) The first spacecraft is moved into a new circular orbit that has a radius greater than R, as shown in the figure below.

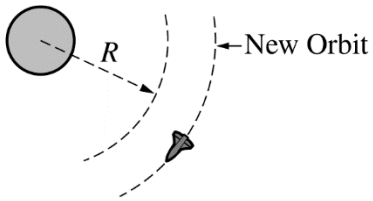

Note: Figure not drawn to scale.

Is the speed of the spacecraft in the new orbit greater than, less than, or equal to the original speed?

____ Greater than ____ Less than ____ Equal to

Briefly explain your reasoning.

© 2018 The College Board.
Visit the College Board on the Web: www.collegeboard.org.

2. (12 points, suggested time 25 minutes)

A group of students prepare a large batch of conductive dough (a soft substance that can conduct electricity) and then mold the dough into several cylinders with various cross-sectional areas A and lengths ℓ. Each student applies a potential difference ΔV across the ends of a dough cylinder and determines the resistance R of the cylinder. The results of their experiments are shown in the table below.

Dough Cylinder	A (m^2)	ℓ (m)	ΔV (V)	R (Ω)		
1	0.00049	0.030	1.02	23.6		
2	0.00049	0.050	2.34	31.5		
3	0.00053	0.080	3.58	61.2		
4	0.00057	0.150	6.21	105		

(a) The students want to determine the resistivity of the dough cylinders.

i. Indicate below which quantities could be graphed to determine a value for the resistivity of the dough cylinders. You may use the remaining columns in the table above, as needed, to record any quantities (including units) that are not already in the table.

Vertical Axis: _____ Horizontal Axis: _____

ii. On the grid below, plot the appropriate quantities to determine the resistivity of the dough cylinders. Clearly scale and label all axes, including units as appropriate.

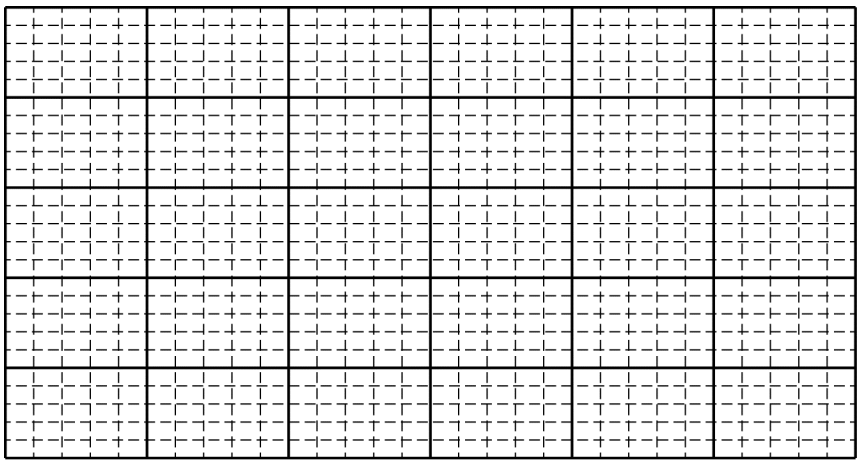

iii. Use the above graph to estimate a value for the resistivity of the dough cylinders.

© 2018 The College Board.
Visit the College Board on the Web: www.collegeboard.org.

(b) Another group of students perform the experiment described in part (a) but shape the dough into long rectangular shapes instead of cylinders. Will this change affect the value of the resistivity determined by the second group of students?

____ Yes ____ No

Briefly justify your reasoning.

(c) Describe an experimental procedure to determine whether or not the resistivity of the dough cylinders depends on the temperature of the dough. Give enough detail so that another student could replicate the experiment. As needed, include a diagram of the experimental setup. Assume equipment usually found in a school physics laboratory is available.

© 2018 The College Board.
Visit the College Board on the Web: www.collegeboard.org.
© 2018 The College Board.
Visit the College Board on the Web: www.collegeboard.org.

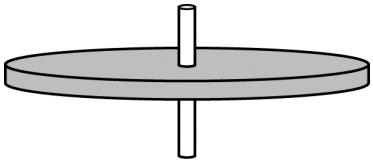

3. (12 points, suggested time 25 minutes)

The disk shown above spins about the axle at its center. A student's experiments reveal that, while the disk is spinning, friction between the axle and the disk exerts a constant torque on the disk.

(a) At time $t = 0$ the disk has an initial counterclockwise (positive) angular velocity ω_0. The disk later comes to rest at time $t = t_1$.

i. On the grid at left below, sketch a graph that could represent the disk's angular velocity as a function of time t from $t = 0$ until the disk comes to rest at time $t = t_1$.

ii. On the grid at right below, sketch the disk's angular acceleration as a function of time t from $t = 0$ until the disk comes to rest at time $t = t_1$.

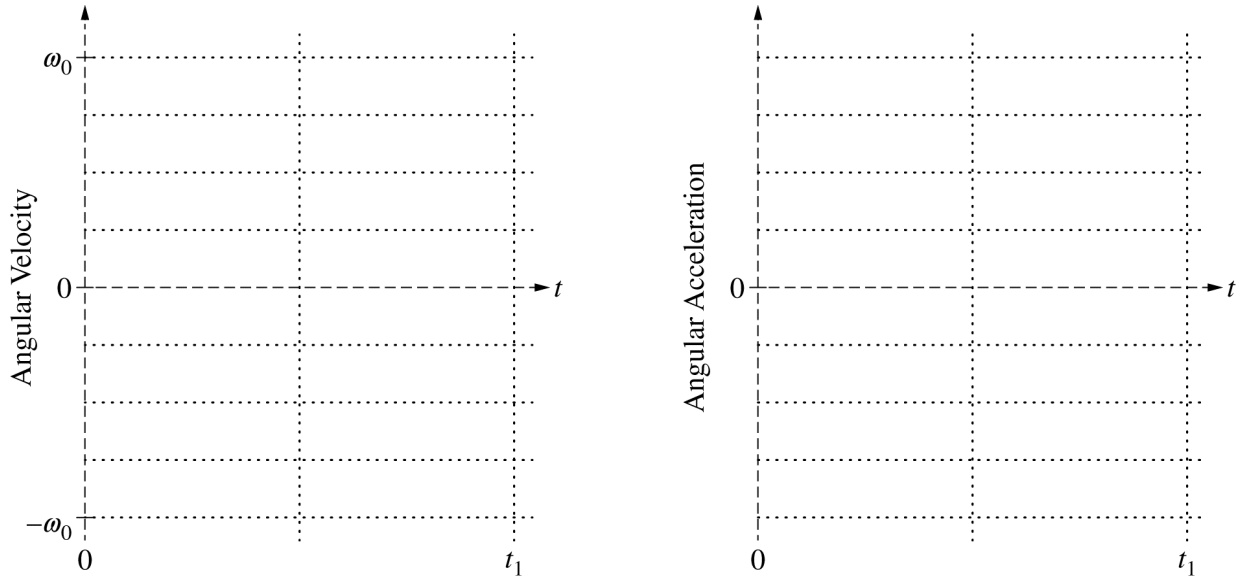

(b) The magnitude of the frictional torque exerted on the disk is τ_0. Derive an equation for the rotational inertia I of the disk in terms of τ_0, ω_0, t_1, and physical constants, as appropriate.

© 2018 The College Board.
Visit the College Board on the Web: www.collegeboard.org.

(c) In another experiment, the disk again has an initial positive angular velocity ω_0 at time $t = 0$. At time $t = \frac{1}{2}t_1$, the student starts dripping oil on the contact surface between the axle and the disk to reduce the friction. As time passes, more and more oil reaches that contact surface, reducing the friction even further.

i. On the grid at left below, sketch a graph that could represent the disk's angular velocity as a function of time from $t = 0$ to $t = t_1$, which is the time at which the disk came to rest in part (a).

ii. On the grid at right below, sketch the disk's angular acceleration as a function of time from $t = 0$ to $t = t_1$.

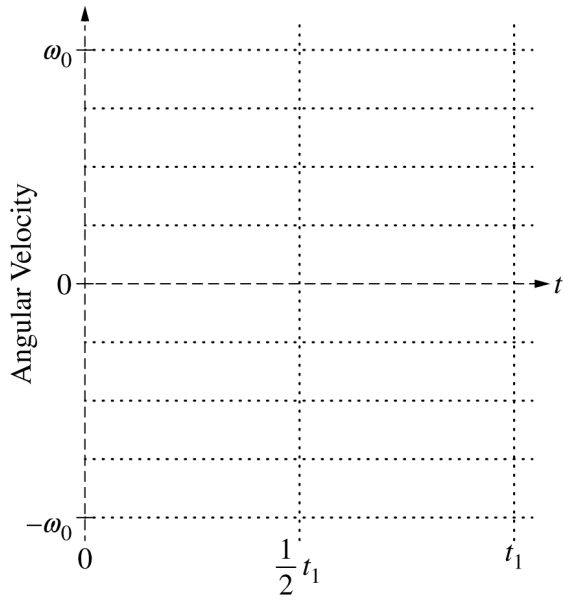

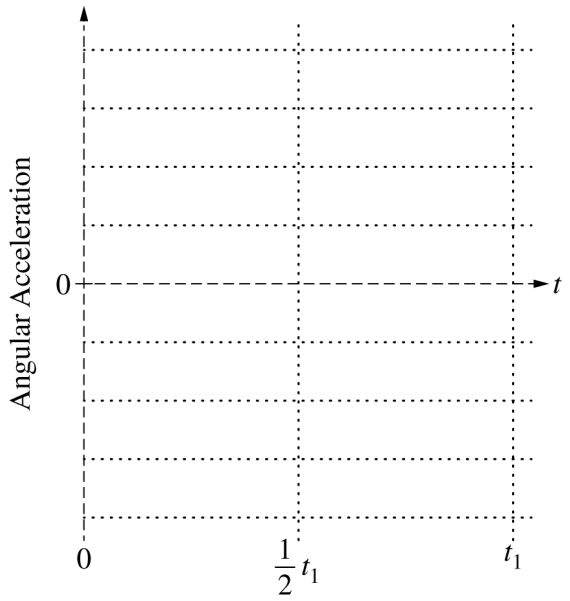

(d) The student is trying to mathematically model the magnitude τ of the torque exerted by the axle on the disk when the oil is present at times $t > \frac{1}{2}t_1$. The student writes down the following two equations, each of which includes a positive constant (C_1 or C_2) with appropriate units.

(1) $\tau = C_1\left(t - \frac{1}{2}t_1\right)$ (for $t > \frac{1}{2}t_1$)

(2) $\tau = \dfrac{C_2}{\left(t + \frac{1}{2}t_1\right)}$ (for $t > \frac{1}{2}t_1$)

Which equation better mathematically models this experiment?

____ Equation (1) ____ Equation (2)

Briefly explain why the equation you selected is plausible and why the other equation is not plausible.

© 2018 The College Board.
Visit the College Board on the Web: www.collegeboard.org.

4. (7 points, suggested time 13 minutes)

A transverse wave travels to the right along a string.

(a) Two dots have been painted on the string. In the diagrams below, those dots are labeled *P* and *Q*.

i. The figure below shows the string at an instant in time. At the instant shown, dot *P* has maximum displacement and dot *Q* has zero displacement from equilibrium. At each of the dots *P* and *Q*, draw an arrow indicating the direction of the instantaneous velocity of that dot. If either dot has zero velocity, write "$v = 0$" next to the dot.

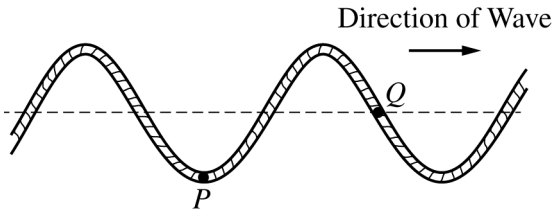

ii. The figure below shows the string at the same instant as shown in part (a)i. At each of the dots *P* and *Q*, draw an arrow indicating the direction of the instantaneous acceleration of that dot. If either dot has zero acceleration, write "$a = 0$" next to the dot.

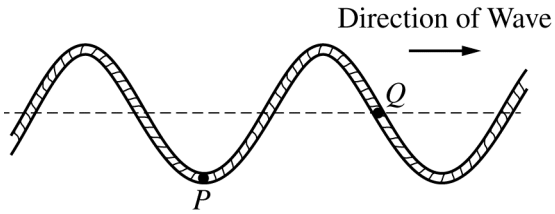

© 2018 The College Board.
Visit the College Board on the Web: www.collegeboard.org.

The figure below represents the string at time $t = 0$, the same instant as shown in part (a) when dot P is at its maximum displacement from equilibrium. For simplicity, dot Q is not shown.

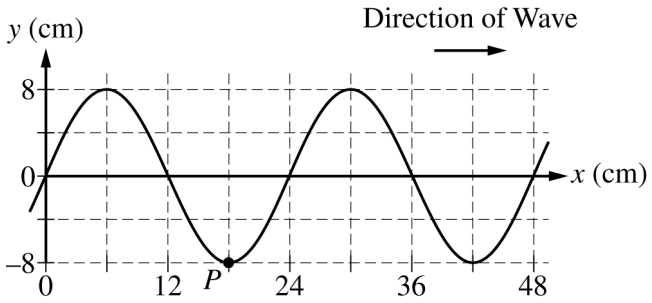

(b)

i. On the grid below, draw the string at a later time $t = T/4$, where T is the period of the wave.

Note: Do any scratch (practice) work on the grid at the bottom of the page. Only the sketch made on the grid immediately below will be graded.

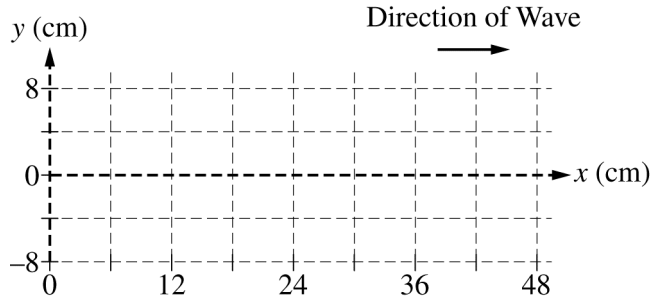

ii. On your drawing above, draw a dot to indicate the position of dot P on the string at time $t = T/4$ and clearly label the dot with the letter P.

(c) Now consider the wave at time $t = T$. Determine the distance traveled (not the displacement) by dot P between times $t = 0$ and $t = T$.

The grid below is provided for scratch work only. Sketches made below will not be graded.

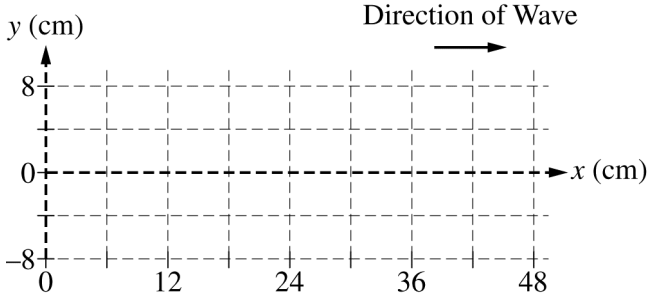

© 2018 The College Board.
Visit the College Board on the Web: www.collegeboard.org.

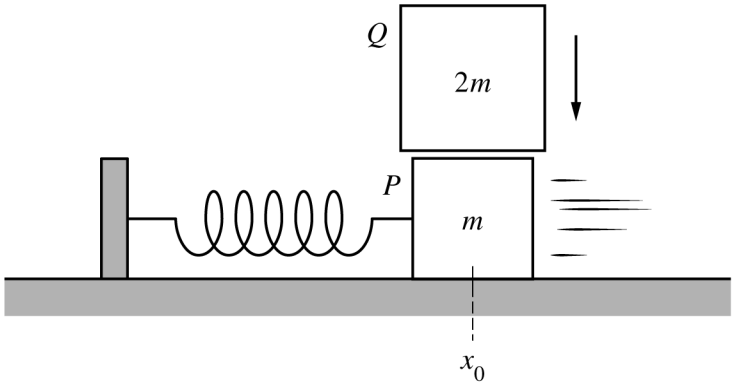

5. (7 points, suggested time 13 minutes)

Block P of mass m is on a horizontal, frictionless surface and is attached to a spring with spring constant k. The block is oscillating with period T_P and amplitude A_P about the spring's equilibrium position x_0. A second block Q of mass $2m$ is then dropped from rest and lands on block P at the instant it passes through the equilibrium position, as shown above. Block Q immediately sticks to the top of block P, and the two-block system oscillates with period T_{PQ} and amplitude A_{PQ}.

(a) Determine the numerical value of the ratio T_{PQ}/T_P.

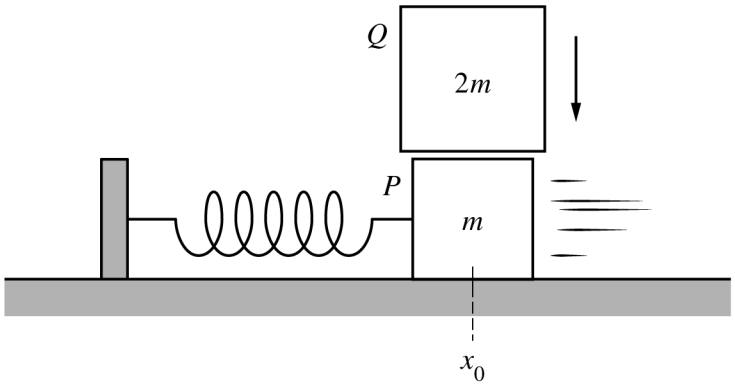

(b) The figure is reproduced above. How does the amplitude of oscillation A_{PQ} of the two-block system compare with the original amplitude A_P of block P alone?

____ $A_{PQ} < A_P$ ____ $A_{PQ} = A_P$ ____ $A_{PQ} > A_P$

In a clear, coherent paragraph-length response that may also contain diagrams and/or equations, explain your reasoning.

STOP

END OF EXAM

© 2018 The College Board.
Visit the College Board on the Web: www.collegeboard.org.