AP® Physics 2
2015 Scoring Guidelines

© 2015 The College Board. College Board, Advanced Placement Program, AP, AP Central, and the acorn logo are registered trademarks of the College Board.
Visit the College Board on the Web: www.collegeboard.org.
AP Central is the official online home for the AP Program: apcentral.collegeboard.org.

CollegeBoard

AP® PHYSICS 2
2015 SCORING GUIDELINES

Question 1

10 points total | **Distribution of points**

(a) 5 points

For explaining that the light that results in spot X reflects at the glass-liquid interface — 1 point

For explaining that the light that results in spot Y is refracted both as it leaves the glass and reenters the glass (direction of refraction need not be correct) — 1 point

For explaining that the light that results in spot Y is reflected at the liquid-air interface — 1 point

For explaining that Y is farther from P than X in terms of the geometry of the path — 1 point

For explaining that at each interface the brightness is affected by reflection, and by transmission and/or refraction as appropriate — 1 point

Students may reference a diagram to support the reasoning, but it cannot supplant the written reasoning.

(b)

i) 2 points

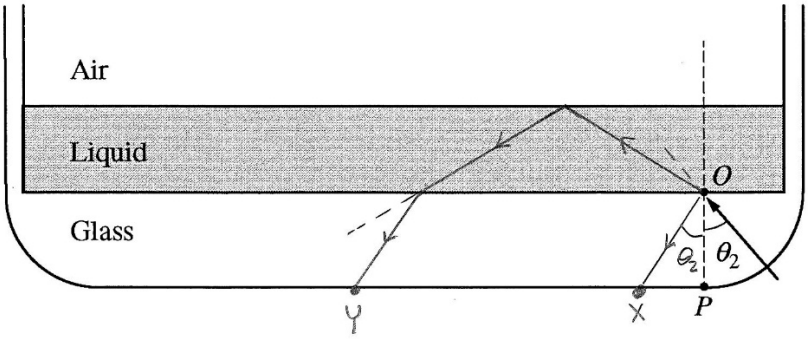

For drawing a reasonably accurate path for the rays that form spot X — 1 point

For drawing a reasonably accurate path for the rays that form spot Y, including correct directions of refraction, with no rays in the air — 1 point

ii) 1 point

For indicating that Y becomes brighter in terms of the distribution of energy with and without total internal reflection — 1 point

© 2015 The College Board.
Visit the College Board on the Web: www.collegeboard.org.

Question 1 (continued)

Distribution of points

(c)

i) 1 point



For drawing rays to show reflection at the glass-liquid interface — 1 point
One point will be deducted for drawing any rays above the glass-liquid interface.

ii) 1 point

For indicating that Y disappears and indicating that total internal reflection takes place at the glass-liquid interface — 1 point

© 2015 The College Board.
Visit the College Board on the Web: www.collegeboard.org.

AP® PHYSICS 2
2015 SCORING GUIDELINES

Question 2

12 points total | **Distribution of points**

(a)

i) 3 points

For indicating that R_{eq} of the entire circuit or the combination of bulbs 2 and 3 decreases — 1 point

For indicating a change in I_{tot} or the potential difference across bulb 1 consistent with Ohm's law and the change in R_{eq} stated in the response — 1 point

For indicating a change in brightness consistent with the current or potential difference change stated in the response — 1 point

ii) 3 points

For indicating that $P_1 = \frac{1}{4}\left(\mathcal{E}^2/R\right)$ — 1 point

For indicating that the new equivalent resistance of the circuit is $R_{eq,new} = (3/2)R$ — 1 point

Note: Credit is earned if calculation is done in part (i) and used here.

For manipulating equations to show that the power expended by bulb 1 is $P_{new} = \frac{16}{9}P_1$ — 1 point

iii) 1 point

For using or referring to the expression from part (a)(ii) to support the claim made in (a)(i) regarding the brightness of bulb 1: e.g., $16/9 > 1$, and indicating an understanding that brightness is related to power consumption — 1 point

(b)

i) 1 point

For explaining that the brightness of bulb 2 decreases after the switch is closed because it expends less power (or the current through bulb 2 decreases, or the potential difference across bulb 2 decreases) — 1 point

ii) 1 point

For a calculation that supports the reasoning in part i — 1 point

© 2015 The College Board.
Visit the College Board on the Web: www.collegeboard.org.

Question 2 (continued)

Distribution of points

(c) 3 points

For indicating in either part (c)i or part (c)ii that brightness is dependent on potential difference across the bulb OR on current through the bulb — 1 point

i)

For a reasonable explanation for why bulb 1 is brighter than bulb 2 — 1 point
Example: Immediately after the switch is closed, the potential difference across the capacitor will be zero (like a short in the circuit), so the current through bulb 2 would be zero, which is less than the current through bulb 1.
Note: No points will be awarded for indicating that bulb1 is brighter than bulb 2 with no justification.

ii)

For a reasonable explanation for why bulb 1 is the same brightness as bulb 2 — 1 point
Example: The current through bulb 2 increases as the potential difference across the capacitor increases (becomes like an open circuit), so a long time after the switch is closed, the current through bulb 2 will be equal to the full current through bulb 1.
Note: No points will be awarded for indicating that bulb 1 is the same brightness as bulb 2 without a justification.

© 2015 The College Board.
Visit the College Board on the Web: www.collegeboard.org.

AP® PHYSICS 2
2015 SCORING GUIDELINES

Question 3

12 points total **Distribution of points**

(a) 2 points

For indicating that the ideal gas law ($PV = nRT$ or $PV = NkT$) gives the relevant relationship between pressure and temperature of a gas and attempting to use it to support some reasoning — 1 point

For indicating that the volume and number of moles (or particles) of gas are held constant — 1 point

Note: The student will not be penalized for not specifying that pressure and temperature are only directly proportional when the temperature is measured in Kelvin.

Alternate Solution *Alternate Points*

For indicating that the density of a sample of gas increases as its temperature decreases (if the pressure and number of moles or molecules of gas are held constant), and a sample of denser gas will sink below samples of gas that are less dense — *1 point*

For indicating that the gas near the North Pole is not a closed system and its pressure will increase as additional sinking gas molecules are added to it — *1 point*

(b) 4 points

For selecting one of the cylinders and indicating or implying that volume is held constant — 1 point

For selecting all the equipment described in the procedure and no extraneous equipment — 1 point

For describing a method of measuring the temperature of the enclosed gas — 1 point

For describing a method for measuring the pressure at more than just two temperatures — 1 point

Example: Insert the thermometer and pressure sensor in the gasket to measure the gas temperature and pressure. Place the cylinder in the bath with hot (cold) water. Take measurements periodically as the bath water cools (heats) over time.

© 2015 The College Board.
Visit the College Board on the Web: www.collegeboard.org.

Question 3 (continued)

Distribution of points

(c) 2 points

For selecting a set of trials in which volume is held constant and explaining that the volume must be held constant to test the relationship between pressure and temperature — 1 point

For selecting trials in which volume is $5.0\ \text{cm}^3$, and explaining that there are the most trials for this volume, and the most trials will result in the most reliable test — 1 point

Alternate Solution — *Alternate points*

For selecting the full set of trials and explaining that the effect of changing volume on the relationship between pressure and temperature can be taken into account by multiplying pressure by volume (or plotting P/T as a function of $1/V$, etc.) — *1 point*

For explaining that selecting the most trials will result in the most reliable test OR that selecting the widest range of pressure values will result in the most precise determination of the proportionality constant relating pressure and temperature — *1 point*

(d) 3 points

For plotting P as a function of T (or T as a function of $1/P$, etc.) OR plotting PV as a function of T (or P as a function of V/T, etc.) for each trial selected in part (c) — 1 point

For appropriate axis labels with units and appropriate scales — 1 point

For drawing an appropriate best-fit line or curve — 1 point

Example:

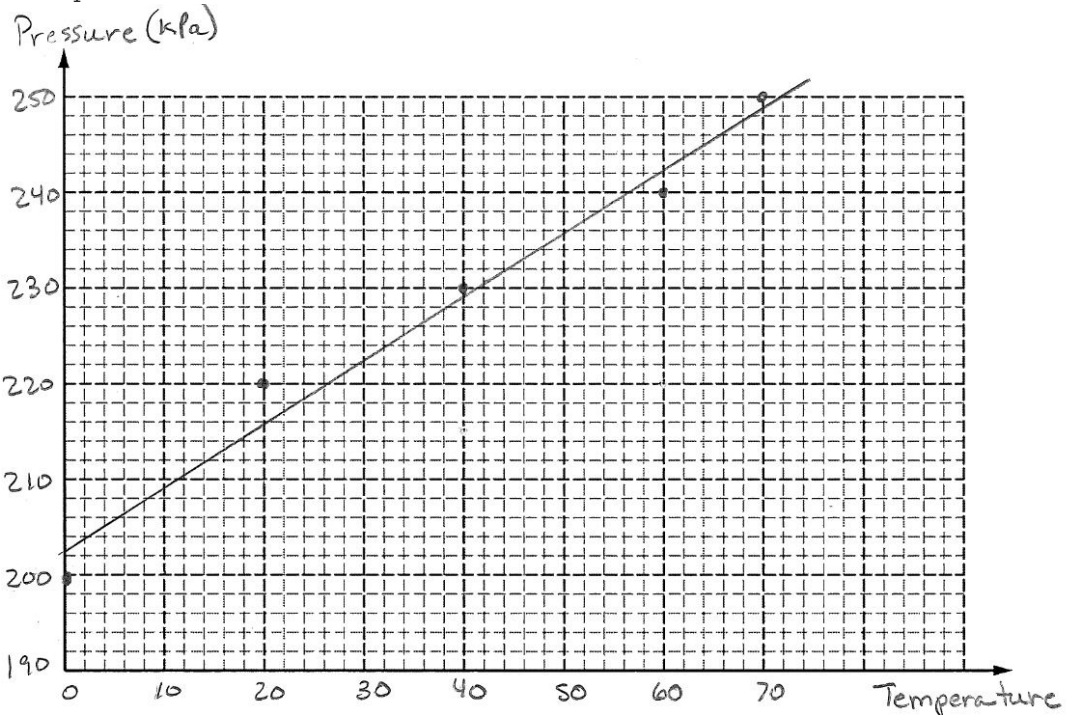

© 2015 The College Board.
Visit the College Board on the Web: www.collegeboard.org.

Question 3 (continued)

Distribution of points

(e) 1 point

For correctly describing the relationship depicted in part (d) 1 point
Examples:

The relationship between P and T is linear.

The relationship between P and V/T is hyperbolic.

© 2015 The College Board.
Visit the College Board on the Web: www.collegeboard.org.

AP® PHYSICS 2
2015 SCORING GUIDELINES

Question 4

10 points total **Distribution of points**

(a) 2 points

The top plate is negative.
For relating the direction of force or acceleration to the direction of the field 1 point
For relating the direction of the electric field to the sign of the charge on the top plate 1 point
No points are awarded for identifying that the top plate is negative with no attempt to explain why.

(b) 4 points

For using an appropriate kinematic relation to determine the acceleration of the electron while it is between the plates 1 point

$a = (v_f - v_i)/t$

For using Newton's second law to determine an expression for the magnitude of the force needed to give the electron the calculated acceleration 1 point

$F = ma = m(v_f - v_i)/t$

For setting eE equal to the force calculated from Newton's second law 1 point
For correctly manipulating equations to solve for the magnitude of the electric field and arriving at a correct numerical answer with units 1 point

$E = m(v_f - v_i)/et$

$$E = \frac{(9.11 \times 10^{-31}\ \text{kg})(8.02 \times 10^{6}\ \text{m/s} - 5.40 \times 10^{6}\ \text{m/s})}{(1.6 \times 10^{-19}\ \text{C})(1.49 \times 10^{-9}\text{s})} = 10{,}000\ \text{N/C}$$

Alternate Solution *Alternate Points*

For applying conservation of energy for the time the electron is between the plates *1 point*

$\Delta K = \Delta U$

For using the correct relationship between potential energy and potential difference *1 point*

$\Delta U = e\,\Delta V$

$$\frac{1}{2}m_e(v_f^2 - v_i^2) = e\,\Delta V$$

For using the relation between potential difference, electric field, and plate separation *1 point*

$\Delta V = Ed$

$$\frac{1}{2}m_e(v_f^2 - v_i^2) = eEd$$

For correctly manipulating equations to solve for the magnitude of the electric field and arriving at a correct numerical answer with units *1 point*

$E = m_e(v_f^2 - v_i^2)/2ed$

$$E = \frac{(9.11 \times 10^{-31})\left((8.02 \times 10^{6}\ \text{m/s})^2 - (5.40 \times 10^{6}\ \text{m/s})^2\right)}{2(1.6 \times 10^{-19}\ \text{C})(0.010\ \text{m})} = 10{,}000\ \text{N/C}$$

© 2015 The College Board.
Visit the College Board on the Web: www.collegeboard.org.

Question 4 (continued)

Distribution of points

(c) 1 point

$E = Q/\varepsilon_0 A$

$Q = \varepsilon_0 AE$

For correct substitution of values into the equation to calculate the magnitude of charge on each parallel plate — 1 point

$Q = \left(8.85 \times 10^{-12}\ \text{C}^2/\text{N}\cdot\text{m}^2\right)\left(0.25\ \text{m}^2\right)(10{,}000\ \text{N/C})$

$Q = 2.2 \times 10^{-8}\ \text{C}$

(d)

i. 2 points

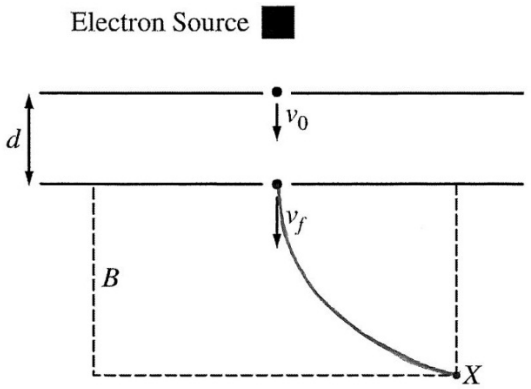

Note: Figure not drawn to scale.

For drawing a reasonably circular path from the point where the electrons leave the bottom plate to point X — 1 point

Note: There is no penalty for starting the path at the tip of the arrow.

For explaining that the field is always perpendicular to the velocity, so the force is also always perpendicular to the velocity which creates a curved (circular) path — 1 point

ii. 1 point

In order for the electron to reach point X, the magnetic field must exert a centripetal force on the electron toward the top right corner of the dashed box.

For using the right hand rule and reasoning that the force on a negatively charged object is in the opposite direction from the force exerted on a positively charged object (or using the "left hand rule") to conclude that the direction of the magnetic field is directed out of the page — 1 point

Notes:

No points are awarded for identifying that the direction of the magnetic field is out of the page without explaining why.

Credit can be earned for a correct analysis at any individual point on the path.

© 2015 The College Board.
Visit the College Board on the Web: www.collegeboard.org.