AP® Physics 2: Algebra-Based 2015 Free-Response Questions

© 2015 The College Board. College Board, Advanced Placement Program, AP, AP Central, and the acorn logo are registered trademarks of the College Board.
Visit the College Board on the Web: www.collegeboard.org.
AP Central is the official online home for the AP Program: apcentral.collegeboard.org.

CollegeBoard

AP® PHYSICS 2 TABLE OF INFORMATION

CONSTANTS AND CONVERSION FACTORS	
Proton mass, $m_p = 1.67 \times 10^{-27}$ kg	Electron charge magnitude, $e = 1.60 \times 10^{-19}$ C
Neutron mass, $m_n = 1.67 \times 10^{-27}$ kg	1 electron volt, $1 \text{ eV} = 1.60 \times 10^{-19}$ J
Electron mass, $m_e = 9.11 \times 10^{-31}$ kg	Speed of light, $c = 3.00 \times 10^{8}$ m/s
Avogadro's number, $N_0 = 6.02 \times 10^{23}$ mol^{-1}	Universal gravitational constant, $G = 6.67 \times 10^{-11}$ m^3/kg·s^2
Universal gas constant, $R = 8.31$ J/(mol·K)	Acceleration due to gravity at Earth's surface, $g = 9.8$ m/s^2
Boltzmann's constant, $k_B = 1.38 \times 10^{-23}$ J/K	

1 unified atomic mass unit,	$1 \text{ u} = 1.66 \times 10^{-27}$ kg $= 931$ MeV/c^2
Planck's constant,	$h = 6.63 \times 10^{-34}$ J·s $= 4.14 \times 10^{-15}$ eV·s
	$hc = 1.99 \times 10^{-25}$ J·m $= 1.24 \times 10^{3}$ eV·nm
Vacuum permittivity,	$\varepsilon_0 = 8.85 \times 10^{-12}$ C^2/N·m^2
Coulomb's law constant,	$k = 1/4\pi\varepsilon_0 = 9.0 \times 10^{9}$ N·m^2/C^2
Vacuum permeability,	$\mu_0 = 4\pi \times 10^{-7}$ (T·m)/A
Magnetic constant,	$k' = \mu_0/4\pi = 1 \times 10^{-7}$ (T·m)/A
1 atmosphere pressure,	$1 \text{ atm} = 1.0 \times 10^{5}$ N/m^2 $= 1.0 \times 10^{5}$ Pa

UNIT SYMBOLS								
	meter,	m	mole,	mol	watt,	W	farad,	F
	kilogram,	kg	hertz,	Hz	coulomb,	C	tesla,	T
	second,	s	newton,	N	volt,	V	degree Celsius,	°C
	ampere,	A	pascal,	Pa	ohm,	Ω	electron volt,	eV
	kelvin,	K	joule,	J	henry,	H		

PREFIXES		
Factor	Prefix	Symbol
10^{12}	tera	T
10^{9}	giga	G
10^{6}	mega	M
10^{3}	kilo	k
10^{-2}	centi	c
10^{-3}	milli	m
10^{-6}	micro	μ
10^{-9}	nano	n
10^{-12}	pico	p

VALUES OF TRIGONOMETRIC FUNCTIONS FOR COMMON ANGLES							
θ	0°	30°	37°	45°	53°	60°	90°
$\sin\theta$	0	1/2	3/5	$\sqrt{2}/2$	4/5	$\sqrt{3}/2$	1
$\cos\theta$	1	$\sqrt{3}/2$	4/5	$\sqrt{2}/2$	3/5	1/2	0
$\tan\theta$	0	$\sqrt{3}/3$	3/4	1	4/3	$\sqrt{3}$	∞

The following conventions are used in this exam.

I. The frame of reference of any problem is assumed to be inertial unless otherwise stated.
II. In all situations, positive work is defined as work done on a system.
III. The direction of current is conventional current: the direction in which positive charge would drift.
IV. Assume all batteries and meters are ideal unless otherwise stated.
V. Assume edge effects for the electric field of a parallel plate capacitor unless otherwise stated.
VI. For any isolated electrically charged object, the electric potential is defined as zero at infinite distance from the charged object

AP® PHYSICS 2 EQUATIONS

MECHANICS

$v_x = v_{x0} + a_x t$

$x = x_0 + v_{x0} t + \frac{1}{2} a_x t^2$

$v_x^2 = v_{x0}^2 + 2a_x (x - x_0)$

$\vec{a} = \frac{\sum \vec{F}}{m} = \frac{\vec{F}_{net}}{m}$

$\left|\vec{F}_f\right| \le \mu \left|\vec{F}_n\right|$

$a_c = \frac{v^2}{r}$

$\vec{p} = m\vec{v}$

$\Delta \vec{p} = \vec{F}\,\Delta t$

$K = \frac{1}{2} m v^2$

$\Delta E = W = F_{\|} d = F d \cos\theta$

$P = \frac{\Delta E}{\Delta t}$

$\theta = \theta_0 + \omega_0 t + \frac{1}{2} \alpha t^2$

$\omega = \omega_0 + \alpha t$

$x = A\cos(\omega t) = A\cos(2\pi f t)$

$x_{cm} = \frac{\sum m_i x_i}{\sum m_i}$

$\vec{\alpha} = \frac{\sum \vec{\tau}}{I} = \frac{\vec{\tau}_{net}}{I}$

$\tau = r_\perp F = rF\sin\theta$

$L = I\omega$

$\Delta L = \tau \Delta t$

$K = \frac{1}{2} I \omega^2$

$\left|\vec{F}_s\right| = k|\vec{x}|$

a = acceleration
A = amplitude
d = distance
E = energy
F = force
f = frequency
I = rotational inertia
K = kinetic energy
k = spring constant
L = angular momentum
ℓ = length
m = mass
P = power
p = momentum
r = radius or separation
T = period
t = time
U = potential energy
v = speed
W = work done on a system
x = position
y = height
α = angular acceleration
μ = coefficient of friction
θ = angle
τ = torque
ω = angular speed

$U_s = \frac{1}{2} k x^2$

$\Delta U_g = mg\,\Delta y$

$T = \frac{2\pi}{\omega} = \frac{1}{f}$

$T_s = 2\pi\sqrt{\frac{m}{k}}$

$T_p = 2\pi\sqrt{\frac{\ell}{g}}$

$\left|\vec{F}_g\right| = G\frac{m_1 m_2}{r^2}$

$\vec{g} = \frac{\vec{F}_g}{m}$

$U_G = -\frac{G m_1 m_2}{r}$

ELECTRICITY AND MAGNETISM

$\left|\vec{F}_E\right| = \frac{1}{4\pi\varepsilon_0}\frac{|q_1 q_2|}{r^2}$

$\vec{E} = \frac{\vec{F}_E}{q}$

$\left|\vec{E}\right| = \frac{1}{4\pi\varepsilon_0}\frac{|q|}{r^2}$

$\Delta U_E = q\Delta V$

$V = \frac{1}{4\pi\varepsilon_0}\frac{q}{r}$

$\left|\vec{E}\right| = \left|\frac{\Delta V}{\Delta r}\right|$

$\Delta V = \frac{Q}{C}$

$C = \kappa\varepsilon_0 \frac{A}{d}$

$E = \frac{Q}{\varepsilon_0 A}$

$U_C = \frac{1}{2} Q \Delta V = \frac{1}{2} C (\Delta V)^2$

$I = \frac{\Delta Q}{\Delta t}$

$R = \frac{\rho \ell}{A}$

$P = I\,\Delta V$

$I = \frac{\Delta V}{R}$

$R_s = \sum_i R_i$

$\frac{1}{R_p} = \sum_i \frac{1}{R_i}$

$C_p = \sum_i C_i$

$\frac{1}{C_s} = \sum_i \frac{1}{C_i}$

$B = \frac{\mu_0}{2\pi}\frac{I}{r}$

A = area
B = magnetic field
C = capacitance
d = distance
E = electric field
$\mathcal{E}$ = emf
F = force
I = current
ℓ = length
P = power
Q = charge
q = point charge
R = resistance
r = separation
t = time
U = potential (stored) energy
V = electric potential
v = speed
κ = dielectric constant
ρ = resistivity
θ = angle
Φ = flux

$\vec{F}_M = q\vec{v} \times \vec{B}$

$\left|\vec{F}_M\right| = |q\vec{v}||\sin\theta|\left|\vec{B}\right|$

$\vec{F}_M = I\vec{\ell} \times \vec{B}$

$\left|\vec{F}_M\right| = \left|I\vec{\ell}\right||\sin\theta|\left|\vec{B}\right|$

$\Phi_B = \vec{B} \bullet \vec{A}$

$\Phi_B = \left|\vec{B}\right|\cos\theta\left|\vec{A}\right|$

$\mathcal{E} = -\frac{\Delta \Phi_B}{\Delta t}$

$\mathcal{E} = B\ell v$

AP® PHYSICS 2 EQUATIONS

FLUID MECHANICS AND THERMAL PHYSICS

$\rho = \frac{m}{V}$

$P = \frac{F}{A}$

$P = P_0 + \rho g h$

$F_b = \rho V g$

$A_1 v_1 = A_2 v_2$

$P_1 + \rho g y_1 + \frac{1}{2}\rho {v_1}^2 = P_2 + \rho g y_2 + \frac{1}{2}\rho {v_2}^2$

$\frac{Q}{\Delta t} = \frac{kA\,\Delta T}{L}$

$PV = nRT = Nk_BT$

$K = \frac{3}{2}k_BT$

$W = -P\Delta V$

$\Delta U = Q + W$

A = area
F = force
h = depth
k = thermal conductivity
K = kinetic energy
L = thickness
m = mass
n = number of moles
N = number of molecules
P = pressure
Q = energy transferred to a system by heating
T = temperature
t = time
U = internal energy
V = volume
v = speed
W = work done on a system
y = height
ρ = density

MODERN PHYSICS

$E = hf$

$K_{\max} = hf - \phi$

$\lambda = \frac{h}{p}$

$E = mc^2$

E = energy
f = frequency
K = kinetic energy
m = mass
p = momentum
λ = wavelength
ϕ = work function

WAVES AND OPTICS

$\lambda = \frac{v}{f}$

$n = \frac{c}{v}$

$n_1 \sin\theta_1 = n_2 \sin\theta_2$

$\frac{1}{s_i} + \frac{1}{s_o} = \frac{1}{f}$

$|M| = \left|\frac{h_i}{h_o}\right| = \left|\frac{s_i}{s_o}\right|$

$\Delta L = m\lambda$

$d\sin\theta = m\lambda$

d = separation
f = frequency or focal length
h = height
L = distance
M = magnification
m = an integer
n = index of refraction
s = distance
v = speed
λ = wavelength
θ = angle

GEOMETRY AND TRIGONOMETRY

Rectangle
$A = bh$

Triangle
$A = \frac{1}{2}bh$

Circle
$A = \pi r^2$
$C = 2\pi r$

Rectangular solid
$V = \ell wh$

Cylinder
$V = \pi r^2 \ell$
$S = 2\pi r\ell + 2\pi r^2$

Sphere
$V = \frac{4}{3}\pi r^3$
$S = 4\pi r^2$

A = area
C = circumference
V = volume
S = surface area
b = base
h = height
ℓ = length
w = width
r = radius

Right triangle
$c^2 = a^2 + b^2$
$\sin\theta = \frac{a}{c}$
$\cos\theta = \frac{b}{c}$
$\tan\theta = \frac{a}{b}$

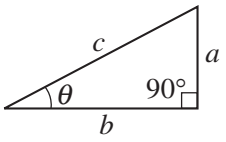

PHYSICS 2
Section II
4 Questions
Time—90 minutes

Directions: Questions 1 and 4 are short free-response questions that require about 20 minutes each to answer and are worth 10 points each. Questions 2 and 3 are long free-response questions that require about 25 minutes each to answer and are worth 12 points each. Show your work for each part in the space provided after that part.



1. (10 points - suggested time 20 minutes)

   The figure above shows a cross section of a drinking glass (index of refraction 1.52) filled with a thin layer of liquid (index of refraction 1.33). The bottom corners of the glass are circular arcs, with the bottom right arc centered at point O. A monochromatic light source placed to the right of point P shines a beam aimed at point O at an angle of incidence θ. The flat bottom surface of the glass containing point P is frosted so that bright spots appear where light from the beam strikes the bottom surface and does not reflect. When $\theta = \theta_1$, two bright spots appear on the bottom surface of the glass. The spot closer to point P will be referred to as X; the spot farther from P will be referred to as Y. The location of spot X and that of spot Y both change as θ is increased.

   (a) In a coherent paragraph-length answer, describe the processes involved in the formation of spots X and Y when $\theta = \theta_1$. Include an explanation of why spot Y is located farther from point P than spot X is and what factors affect the brightness of the spots.

© 2015 The College Board.
Visit the College Board on the Web: www.collegeboard.org.

(b) When θ is increased to θ_2, one of the spots becomes brighter than it was before, due to total internal reflection.

i. On the figure below, draw a ray diagram that clearly and accurately shows the formation of spots X and Y when $\theta = \theta_2$.



ii. Which spot, X or Y, becomes brighter than it was before due to total internal reflection? Explain your reasoning.

(c) When θ is further increased to θ_3, one of the spots disappears entirely.

i. On the figure below, draw a ray diagram that clearly and accurately shows the formation of the remaining spot, X or Y, when $\theta = \theta_3$.



ii. Indicate which spot, X or Y, disappears. Explain your reasoning in terms of total internal reflection.

© 2015 The College Board.
Visit the College Board on the Web: www.collegeboard.org.

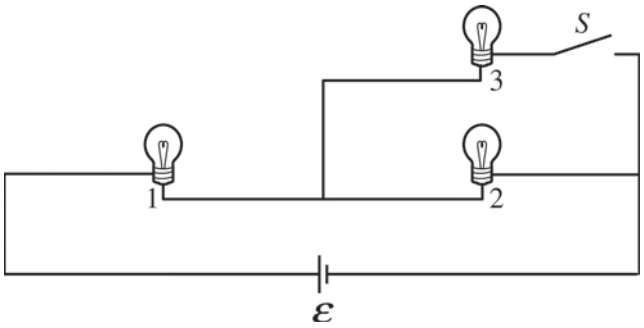

2. (12 points, suggested time 25 minutes)

A battery of emf $\mathcal{E}$ and negligible internal resistance, three identical incandescent lightbulbs, and a switch S that is initially open are connected in the circuit shown above. The bulbs each have resistance R. Students make predictions about what happens to the brightness of the bulbs after the switch is closed.

(a) A student makes the following prediction about bulb 1: "Bulb 1 will decrease in brightness when the switch is closed."

i. Do you agree or disagree with the student's prediction about bulb 1 ? Qualitatively explain your reasoning.

ii. Before the switch is closed, the power expended by bulb 1 is P_1. Derive an expression for the power P_{new} expended by bulb 1 after the switch is closed in terms of P_1.

iii. How does the result of your derivation in part (a)ii relate to your explanation in part (a)i?

(b) A student makes the following prediction about bulb 2: "Bulb 2 will decrease in brightness after the switch is closed."

i. Do you agree or disagree with the student's prediction about bulb 2 ? Explain your reasoning in words.

ii. Justify your explanation with a calculation.

(c) While the switch is open, bulb 3 is replaced with an uncharged capacitor. The switch is then closed.

i. How does the brightness of bulb 1 compare to the brightness of bulb 2 immediately after the switch is closed? Justify your answer.

ii. How does the brightness of bulb 1 compare to the brightness of bulb 2 a long time after the switch is closed? Justify your answer.

© 2015 The College Board.
Visit the College Board on the Web: www.collegeboard.org.

3. (12 points, suggested time 25 minutes)

Students are watching a science program about the North Pole. The narrator says that cold air sinking near the North Pole causes high air pressure. Based on the narrator's statement, a student makes the following claim: "Since cold air near the North Pole is at high pressure, temperature and pressure must be inversely related."

(a) Do you agree or disagree with the student's claim about the relationship between pressure and temperature? Justify your answer.

After hearing the student's hypothesis, you want to design an experiment to investigate the relationship between temperature and pressure for a fixed amount of gas. The following equipment is available.

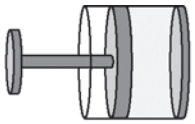

Cylinder with Movable Piston

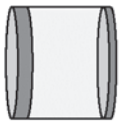

Cylinder with Fixed Lid

___ A cylinder with a movable piston, shown above on the left
___ A cylinder with a fixed lid, shown above on the right
Note: The two cylinders have gaskets through which measurement instruments can be inserted without gas escaping.
___ A pressure sensor
___ A basin that is large enough to hold either cylinder with a lot of extra room
___ A source of hot water
___ A source of mixed ice and water
___ A meterstick
___ A thermometer
___ A stopwatch

(b) Put a check in the blank next to each of the items above that you would need for your investigation. Outline the experimental procedure you would use to gather the necessary data. Make sure the outline contains sufficient detail so that another student could follow your procedure.

The table below shows data from a different experiment in which the volume, temperature, and pressure of a sample of gas are varied.

Trial Number	1	2	3	4	5	6	7	8	9	10	11	12	13	14
Volume $\left(\text{cm}^3\right)$	10.0	5.0	4.0	3.0	5.0	4.0	10.0	5.0	3.0	4.0	5.0	10.0	3.0	5.0
Pressure (kPa)	100	200	250	330	220	270	110	230	380	290	240	120	420	250
Temperature (°C)	0	0	0	0	20	20	20	40	40	40	60	60	70	70

(c) What subset of the experimental trials would be most useful in creating a graph to determine the relationship between temperature and pressure for a fixed amount of gas? Explain why the trials you selected are most useful.

© 2015 The College Board.
Visit the College Board on the Web: www.collegeboard.org.

(d) Plot the subset of data chosen in part (c) on the axes below. Be sure to label the axes appropriately. Draw a curve or line that best represents the relationship between the variables.



(e) What can be concluded from your curve or line about the relationship between temperature and pressure?

© 2015 The College Board.
Visit the College Board on the Web: www.collegeboard.org.

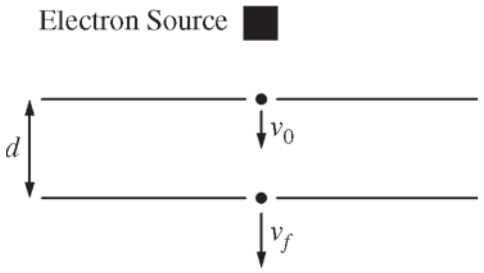

Note: Figure not drawn to scale.

4. (10 points - suggested time 20 minutes)

The apparatus shown in the figure above consists of two oppositely charged parallel conducting plates, each with area $A = 0.25\ \text{m}^2$, separated by a distance $d = 0.010\ \text{m}$. Each plate has a hole at its center through which electrons can pass. High velocity electrons produced by an electron source enter the top plate with speed $v_0 = 5.40 \times 10^6\ \text{m/s}$, take $1.49\ \text{ns}$ to travel between the plates, and leave the bottom plate with speed $v_f = 8.02 \times 10^6\ \text{m/s}$.

(a) Which of the plates, top or bottom, is negatively charged? Support your answer with a reference to the direction of the electric field between the plates.

(b) Calculate the magnitude of the electric field between the plates.

(c) Calculate the magnitude of the charge on each plate.

© 2015 The College Board.
Visit the College Board on the Web: www.collegeboard.org.

(d) The electrons leave the bottom plate and enter the region inside the dashed box shown below, which contains a uniform magnetic field of magnitude B that is perpendicular to the page. The electrons then leave the magnetic field at point X.

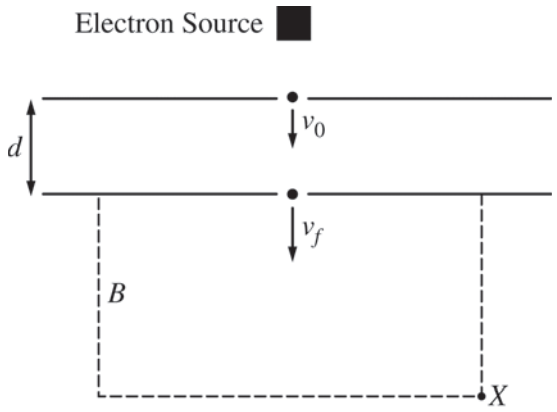

Note: Figure not drawn to scale.

i. On the figure above, sketch the path of the electrons from the bottom plate to point X. Explain why the path has the shape that you sketched.

ii. Indicate whether the magnetic field is directed into the page or out of the page. Briefly explain your choice.

STOP

END OF EXAM

© 2015 The College Board.
Visit the College Board on the Web: www.collegeboard.org.