

绿色印刷产品

义务教育教科书

英语（衔接三年级起点）七年级下册

教育部审定
2012

七年级下册

It's fun!
It's easy!



ISBN 978-7-5434-9910-2
定价：9.35元
河北教育出版社

义务教育教科书

English
英语

（衔接三年级起点）



河北教育出版社

全国价格举报电话：12315
微信公众号：电子课本大全

义务教育教科书

English

英语

（衔接三年级起点）

七年级下册

［中　国］河北教育出版社
［加拿大］DC 加拿大国际交流中心　合作编写



河北教育出版社

微信公众号：电子课本大全

致 同 学

亲爱的同学们，新学期开始了，欢迎大家继续使用这套英语教材！

本册教材供七年级下学期使用。

在《英语》七年级上册，我们探讨了有关衣服、颜色、食物、家庭成员等的一些话题。我们学会了如何用英语表达简单的情感、到饭店就餐、礼貌问路、谈论季节和气候，并简单了解了一些说英语国家的基本概况。除了歌谣，我们还做过很多的活动和游戏。那么七年级下册又会有哪些有趣的故事发生呢？

翻开手中的新书，你们会发现内容更丰富了。詹妮、丹尼、李明和他们的同学一起沿古丝绸之路且游且学，了解了很多中国的历史和文化。除了这些，我们还涉猎校内、校外的生活，加拿大的学校、课程和我们有哪些异同呢？加拿大的初中生爱玩哪些体育项目呢？他们的业余时间都有哪些活动呢？相信你们一定想知道吧！还有一些如何学习英语的小故事和你们一起分享，这将是对英语学习方法的一个很有趣的探索哦，希望会对你们有所启发和帮助。

又是一年草长莺飞时，在这个新的学期里，祝愿同学们学习进步，一起与詹妮、丹尼和李明学习、游戏与思考吧！



微信公众号：电子课本大全

Contents



Units	Functions	Grammar
Unit 1 (P1~16) A Trip to the Silk Road	Asking for Permission	Numerals
	Showing Intention	Using “will”
	Talking about Distance	
Unit 2 (P17~32) It’s Show Time!	Praise and Encouragement	Regular and Irregular Verbs
		Simple Past Tense
Unit 3 (P33~48) School Life	Talking about School	Adverbs: always, often, usually, sometimes, never
	Expressing Care and Concern	
Unit 4 (P49~64) After-School Activities	Talking about Weekend Activities	Using “be going to”
	Talking about Personal Interests	
Unit 5 (P65~80) I Love Learning English!	Making Phone Calls	Reflexive Pronouns: myself, yourself
	Talking about Possibilities	Modal Verb: can
Unit 6 (P81~96) Seasons	Talking about Seasons and Activities	Exclamatory Sentences
Unit 7 (P97~112) Sports and Good Health	Talking about Habits	Using “there be”
	Talking about Exercise and Good Health	
Unit 8 (P113~128) Summer Holiday Is Coming!	Talking about Plans	Using “will” and “be going to”
Pronunciation (P129~130) Vocabulary (I) (P131~135) Vocabulary (II) (P136~140) Structures and Expressions (P141~145) Grammar (P146~151)		

微信公众号：电子课本大全

UNIT 1

Lessons 1 ~ 6

A Trip to the Silk Road



We Will Learn

Functions

- Asking for Permission
- Showing Intention
- Talking about Distance

Grammar

- Numerals
- Using “will”

Structures

- The Silk Road is about 6 500 kilometres long!
- May I take photos here?
- I will come back someday.

微信公众号：电子课本大全

Lesson 1: A Trip to China



Jenny: Hi, Mum! Hi, Dad! Guess what! We're learning about the Silk Road this month in school.

Mr. Smith: The Silk Road? That's in China!

Jenny: Yes, it is! Mum and Dad, may I ask you a question?

Mrs. Smith: Sure, Jenny! What is it?

Jenny: My school is planning a trip around China with Li Ming's school. Some students from my class will go to China and travel on the Silk Road. May I go with them?

Mr. Smith: Who will lead the trip?

Jenny: Ms. Martin! Here is the note from my school.

(Jenny's father and mother read the note.)

Mrs. Smith: Yes, you may go. This is a good chance for you. You will learn about China.

Jenny: Really? Great! Thanks, Mum and Dad! I'm so excited! I will send Li Ming an e-mail and tell him the good news.



Learning Tip

Is the Silk Road made of silk? Of course not. The Silk Road gets its name from the Chinese silk trade along it during the Han Dynasty.

微信公众号：电子课本大全

Let's Do It!

1 Listen and write true (T) or false (F).

1. Jenny is learning about the Silk Road this month in school. ( )
2. Li Ming's school is planning a trip to Canada. ( )
3. Ms. Martin will go to China with the students. ( )

2 Read the dialogue in the lesson and answer the questions.

1. What is Jenny's school planning?
2. Who will lead the trip?
3. What does Mrs. Smith think about the trip?
4. Why will Jenny send Li Ming an e-mail?

3 Fill in the blanks with the words in the box.

lead trip chance news travel note

1. I plan to go on a _____ to Beijing this summer.
2. I have some good _____ for you.
3. Many people _____ to Hainan for their winter holiday.
4. Follow me! I will _____ you there.
5. I want to go to Beijing. Then I will have a _____ to see the Great Wall.
6. Leave a _____ for your parents so they won't worry about you.

4 Work in groups. Read the note from Jenny's school and take turns asking for permission to go on the trip.

Dear parents,

We are planning a trip to China during the March break.
We will join our sister school in China on a trip to the Silk Road. All students in Grade 7 are invited. Ms. Martin will travel with the students. Her class is doing a China Study this term. The group will leave on March 5 and come back on March 15. For more information, please come to the meeting on Wednesday at 7 p.m.

Yours truly,
Mr. Brian Franklin

Task tips: What do you want to do? Where/When do you want to go? Who will you go with?

微信公众号：电子课本大全

Lesson 2: Meet You in Beijing

To: jenny@compmail.ca

From: liming@net.cn

Date: 01/03 9:08 p.m.

Subject: Plan for the trip

Hi Jenny,

How exciting! You and Danny will come to China and see the Silk Road with us! We will travel along the Silk Road together. Wang Mei and I will meet you in Beijing. Our first stop will be Xi'an. How far is it from Beijing to Xi'an? It's about 1 114 kilometres.

This trip will be very special. The Silk Road is about 6 500 kilometres long! But we don't have enough time to see it all. We can only see part of it. We'll learn about the history and culture of China along the way.

I will send you the school's plan for our trip.

Your friend,
Li Ming

Plan for the Trip

Days 1~2	Arrive in Beijing and take a train to Xi'an
Days 3~4	Visit Xi'an and the Terra Cotta Warriors
Days 5~6	See Lanzhou and the Yellow River
Days 7~8	Visit Dunhuang
Days 9~10	Come back to Beijing and leave Beijing



Dig In

Can you say these numbers?

1 114 → one thousand one hundred (and) fourteen

6 500 → six thousand (and) five hundred

微信公众号：电子课本大全

Let's Do It!

1 Listen and tick the correct answers.

1. How long is the Silk Road?
   ☐ 6 500 kilometres. ☐ 1 114 kilometres.
2. Do they have enough time to see everything along the Silk Road?
   ☐ Yes. ☐ No.
3. What will they learn about on this trip?
   ☐ The history and culture of China. ☐ The history and culture of Canada.
4. What does Li Ming send to Jenny?
   ☐ A trip plan. ☐ A study plan.
5. How many days will they stay in China?
   ☐ About ten days. ☐ About a month.

2 Read the lesson and fill in the blanks.

Jenny and Danny will go to China. They will travel _____ the Silk Road with Li Ming and Wang Mei. The Silk Road is about 6 500 _____ long. It will be a very _____ trip for them. They'll learn about the history and _____ of China.

3 Fill in the blanks using "will" and the given verbs.

1. A: When _____ the train _____ (leave)?
   B: In ten minutes.
2. We _____ (arrive) in China next week.
3. George _____ (visit) his grandparents next Saturday.
4. My bike is broken. I _____ (take) a bus to school this afternoon.
5. I _____ (give) my mother a special gift for Mother's Day tomorrow.
6. _____ you _____ (come) with me to Beijing tomorrow?

4 Work in pairs. Look at the map and take turns asking and answering: How far is it from ____ to ____?

Example:

A: How far is it from Beijing to Xi'an?
B: It's about 1 114 kilometres.





微信公众号：电子课本大全

Lesson 3: A Visit to Xi'an

1 Xi'an — the Walled City

Welcome to Xi'an — the Walled City.

You can walk along the wall in the Walled City. It is about 12 kilometres long and over 600 years old. You can climb up the Big Wild Goose Pagoda. It is over 1 300 years old.

You can hit the ancient drum in the Drum Tower. You can also ring the ancient bell in the Bell Tower.

You can visit the famous Terra Cotta Warriors. They are over 2 000 years old!

Eat delicious Chinese food and enjoy the special dishes of Xi'an.

Xi'an has a long history. You will have a lot of fun here in this ancient city!



◀ The Big Wild Goose Pagoda



▲ The Drum Tower



▲ The Bell Tower

2 The Terra Cotta Warriors

Tour Guide: Welcome to the Terra Cotta Warriors. We call them *Bing Ma Yong* in Chinese. This is an ancient place. Let's go to the first pit! Can you see the Terra Cotta Warriors? They are standing beside their horses.

Danny: Wow! I want to sit on one of the horses!

Tour Guide: No, no! You cannot do that. Please stand here with me and move with me. OK?

Danny: OK. But I am really excited!

Jenny: This is wonderful! May I take photos here?

Tour Guide: No. Look at the sign, "No photos!"

Jenny: Oh, I see. Thank you.



The Terra Cotta Warriors

微信公众号：电子课本大全

Let's Do It!

1 What can you see in Xi'an? Listen and tick the correct pictures.






2 Read the lesson and answer the questions.

1. How long and how old is the wall in Xi'an?
2. What places of interest does Part 1 of the lesson talk about?
3. What does Danny want to do? Can he do it?
4. What does Jenny want to do? Can she do it?

3 Fill in the blanks with the words in the box.

hit enjoy ring move ancient

1. Who will go and _____ the bell first?
2. Please _____ your desk beside the window, Tom.
3. Jeff ran too fast and _____ his head on the tree.
4. It's a nice day today. Let's go to the beach and _____ the sun there.
5. Some _____ cities have walls around them.

4 Why did people build the Drum Tower and the Bell Tower? What is special about the Wild Goose Pagoda? Search the Internet and find out more about these and other places in Xi'an.

5 Work in groups. Share the information you found in Activity 4. Then do a role-play. One or two students can be the tour guide(s) and the rest of the group can be the tourists.

Task tips: What is the name of the place? How old is it? Why is it special? What interesting things can you see or do there?



微信公众号：电子课本大全

Lesson 4: A Visit to Lanzhou

The group takes a train to Lanzhou. Then they go to the hotel. Later, they go for a walk along the Yellow River.

Li Ming: All right. Let's go down this street and turn left at the traffic lights. This road will lead us to the Yellow River.

Danny: Look! A bridge!

Li Ming: This is the Lanzhou Zhongshan Bridge. It was the first bridge over the Yellow River. The Silk Road crossed the Yellow River in Lanzhou.

Danny: Wow, the Yellow River is so wide!

Li Ming: Yes. It's wide and long. The Yellow River is about 5 400 kilometres long. We call it the Mother River.

Danny: Look! A statue beside the Yellow River! A mother with a baby!



The Yellow River in Lanzhou



The Lanzhou Zhongshan Bridge



Li Ming: Oh, that's the Mother River Statue.

Ms. Martin: It's beautiful!

Danny: Can we take a picture in front of the statue, Ms. Martin?

Ms. Martin: Sure!

Culture Tip

In Canada and the U.S., people like to say "cheese" when someone takes a picture of them. Can you guess why they say cheese? What do you say in Chinese? And what does it mean in English?

微信公众号：电子课本大全

Let's Do It!

1 Listen and circle the correct words.

1. The group (drives/walks) along the Yellow River.
2. Lanzhou Zhongshan Bridge is the (first/second) bridge over the Yellow River.
3. They see (a statue of a mother with a baby/a statue of a father with a baby) beside the Yellow River.
4. They (can/can't) take a picture in front of the statue.

2 Read the lesson and answer the questions.

1. How long is the Yellow River?
2. What do Chinese people call the Yellow River?
3. Where does the group see the Mother River Statue?
4. What do the children say when Ms. Martin takes their picture?

3 Fill in the blanks with the words or phrases in the box.

over cross in front of turn right go down go for a walk

My parents and I often _____ after supper. There is a park near my house. First, we look right and left before we _____ the road. Then, we _____ the street and _____ at the second crossing. Then we jump _____ a stream. My parents walk slowly. I walk quickly. So I am always _____ them.

4 Work in groups. Draw or create your own statue. Then present it to the class.

Task tips: Where is the statue? Is the statue an animal, a person or a thing? Why is the statue special?

My Statue

微信公众号：电子课本大全

Lesson 5: Another Stop along the Silk Road

The group arrives in Dunhuang. They take a tour around the city.

Ms. Martin: This is an amazing city.

Li Ming: It's one of the main stops on the Silk Road. It's famous as the City of Sands. Many people come here to see the ancient paintings in the Mogao Caves.

Jenny: I can't believe it! We are walking on the same road as Marco Polo.

Danny: Yes, Marco Polo walked here. But did he ride a camel here?

Ms. Martin: Yes, Danny. Of course he did!

Danny: Well, then I want to ride a camel, too!

(They find a camel man on their way to Mingsha Mountain.)



Danny: Hello, sir. May I ride a camel?

Camel man: Sure.

Danny: Is it safe?

Camel man: Yes. You will not fall off.

Danny: Are you sure? That camel is really tall.

Camel man: Yes, he is tall. But you will be all right.

Jenny: Come on, Danny. It will be fun! I will ride a camel, too.

Danny: OK.

(The man helps Danny and Jenny onto the camels.)

Danny: Yay! This is fun! Look at me. I'm Marco Polo!





微信公众号：电子课本大全

Let's Do It!

1 Listen and write true (T) or false (F).

1. Dunhuang is famous as the City of Sands. ( )
2. Marco Polo came to Dunhuang a long time ago. ( )
3. The camel is not safe and Danny falls off. ( )

2 Read the lesson and fill in the blanks.

The group takes a tour around Dunhuang. It's one of the _____ stops on the Silk Road. It's famous as the City of _____. They walk on the _____ road as Marco Polo. Danny wants to ride on the camel, but he is scared. Is it _____ to ride a camel? Yes, Danny will be all right.

3 Fill in the blanks with the correct forms of the words or phrases in the box.

ride safe believe another main
be famous as on one's way to

1. Li Hua _____ his bicycle to work every day.
2. We can't _____ the news. It can't be true.
3. I don't like this jacket. Can you show me _____ one?
4. Rizhao in Shandong _____ the City of Sunshine.
5. It's not _____ for children to play on the road.
6. I met an old friend _____ school this morning.
7. I live on a _____ street. It's always very busy.

4 Work in pairs. Continue the dialogue in this lesson. What happens after Jenny and Danny get on the camels?

Example:

A: I want to have a picture taken on the camel.
Can you help me?
B: Of course. Look here and say, "Cheese!"
Great!
A: Thanks. Now I'll take a picture of you.
Smile!



微信公众号：电子课本大全

Lesson 6: Jenny's Diary

Dear Diary,

This is our last night in China. We will fly home tomorrow. We did so much on this trip.

This afternoon, we went to see the Beijing Opera. Wow! I loved the music and the colourful clothing.

Yesterday was a great day. In the afternoon, we went to the Great Wall. It is amazing! It is about 6 300 kilometres long and over 2 000 years old. Then, in the evening, we went to the Bird's Nest. It is only a few years old, but it is a very famous and beautiful building. It held the 2008 Olympics. Danny looked for birds there. But of course — he didn't find any.

China is a great country. Where else can you travel thousands of years back in time? We saw the Terra Cotta Warriors, the Walled City and the Yellow River.

I learned so much about Chinese history and culture on this trip. I learned about a new instrument — the *erhu*. And I ate some delicious food.

I can't believe our trip is over. I will miss China. I will come back someday.

Jenny

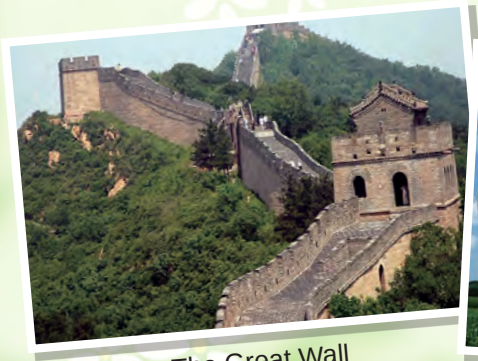

The Great Wall



The Bird's Nest

微信公众号：电子课本大全

Let's Do It!

1 What places did Jenny and her friends visit on their trip? Listen and tick the correct pictures.







☐ ☐ ☐ ☐ ☐

2 Read the lesson and answer the questions.

1. What did Jenny love about the Beijing Opera?
2. Where did the group go yesterday afternoon?
3. What event was held at the Bird's Nest in 2008?
4. What new instrument did Jenny learn about?

3 Work in pairs. What did Jenny learn about on the trip? Use the information in this unit to fill in the table.

Place of Interest	Interesting Facts (How old/How long/… is it?)
The Great Wall	It is about 6 300 kilometres long and over 2 000 years old.

4 Work in groups. Suggest some places Jenny can see on her next visit to China.

微信公众号：电子课本大全

Unit Review

Building Your Vocabulary

I. Search for words from this unit and write them down.

r	o	a	d	o	p	b
e	b	r	i	d	g	e
n	e	w	s	i	s	l
o	m	p	h	a	a	l
t	w	z	i	r	n	q
e	f	g	k	y	d	e



road _____ _____ _____ _____ _____ _____ _____ _____

II. Fill in the blanks with the correct forms of the words from this unit. The first letter is given.

1. This is my first time on an airplane. I am so e_____!
2. We a_____ in Lanzhou by train at 6:00 a.m.
3. I can't b_____ it! Is the Great Wall really 2 000 years old?
4. A: What i_____ can you play?
   B: I can play the *erhu*.
5. The food in Xi'an is delicious. They make many traditional d_____ there.

III. Complete the passage with the words in the box.

instrument culture trip ancient

Li Ming, Danny, Jenny and some other students went on a _____ along the Silk Road. They learned about the history and _____ of China. They visited some _____ places and ate some amazing Chinese food. Jenny learned about an old Chinese _____ — the *erhu*. They had a lot of fun.

Grammar in Use

I. Read the sentences and write the numbers in English.

1. One year usually has 365 days. three hundred and sixty-five
2. The human body has 206 bones. _____
3. The Great Wall is about 6 300 kilometres long. _____

微信公众号：电子课本大全

II. Complete the dialogues.

1. A: May I go to a movie with my friends this Sunday, Dad?
   B: Of course, you _____.
   A: _____ I drive your car?
   B: No, you _____ _____. You're too young.
2. A: Hi, Tom! What _____ you _____ (do) tomorrow?
   B: I _____ (help) my mum with the housework. What about you, Jack?
   A: I _____ (go) to the park with Lily and Davy tomorrow morning. We _____ (climb) the hills and play. _____ you _____ (come) with us?
   B: Yes, I'd like to.

Listening and Speaking

I. Listen to the dialogues and write true (T) or false (F).

1. Li Lin may ask a question. ( )
2. The children can take a picture in front of the statue. ( )
3. It's not safe to ride a horse. ( )
4. Beijing is about 8 600 kilometres away from Vancouver. ( )

II. Listen and repeat.

/ ʃ /	sure	ancient	special	
/ ʒ /	usually	pleasure		
/tʃ/	China	chance	children	cheese
/dʒ/	Jenny	bridge		

III. Work in groups. Imagine you work for a travel company. Write a plan for a 5-day trip and present it to the class. Use the plan to act out a dialogue. Some students can work for the travel company and some students can be customers.

Task tips: Where will you go? What will you see? What will you do there? How will you travel (by bus, train, plane)? How much will the trip cost?

Putting It All Together

Solve the code and discover the hidden message. Then write your own hidden message and see if your classmates can solve it.

a = 1, b = 2, c = 3 ... z = 26

Example: 2 1 7 → bag

20	8	5		23	1	12	12	5	4		3	9	20	25
			9	19		1	14	3	9	5	14	20		

微信公众号：电子课本大全

Self-Evaluation

Find more examples from this unit. Then mark your stars.

I. Asking for Permission (Using "may")

May I go with them?

I can ask for permission in English.

☆ ☆ ☆ ☆ ☆

II. Showing Intention

I want to sit on one of the horses!

I can express intention in English.

☆ ☆ ☆ ☆ ☆

III. Talking about Distance

The Yellow River is about 5 400 kilometres long.

I can talk about distance in English.

☆ ☆ ☆ ☆ ☆

IV. Numerals

5 400 — five thousand (and) four hundred

I can write, read and say numerals properly.

☆ ☆ ☆ ☆ ☆

V. Using "will"

We will travel along the Silk Road together.

I can use "will" properly.

☆ ☆ ☆ ☆ ☆



Packing for a Trip

Packing for a trip,
I can't wait to go.
A ticket for me, a ticket for you.
Time is moving slow.
Packing for a trip,
In the snow or rain.

A suitcase for both of us,
We're ready for the train.
The train is moving out.
We are on our way.
A map for both of us,
Will tell us where to stay.

微信公众号：电子课本大全

UNIT 2

Lessons 7 ~ 12

It's Show Time!



We Will Learn

Functions

- Praise and Encouragement

Grammar

- Regular and Irregular Verbs
- Simple Past Tense

Structures

- Good idea.
- Everything was great — especially the food!
- They look good and taste great!

微信公众号：电子课本大全

Lesson 7: What's Your Project about?

Jenny and Danny talk about the trip and their projects.



Jenny: Hi, Danny. Did you have a good rest after our trip?

Danny: Yes, I slept for two full days! I feel good now.

Jenny: We had a great trip. We learned so much. And we saw our friend Li Ming again.

Danny: Yes. Are you ready for your project?

Jenny: Yes, I am. I will talk about Marco Polo. We heard a lot about him on the Silk Road. What's your project about?

Danny: My project is about some places of interest in China. I will talk about the places and things on the trip. I still can't believe it — they don't have donuts on the Silk Road.

Jenny: Danny! You can find donuts anywhere in Canada. The Silk Road is about history and culture, not donuts.

Danny: Yes, I know. I'm making a joke. Let's go to the library and work on our projects.

Jenny: Good idea.



Dig In

What is a joke? A joke is something funny you say to make people laugh. Do you know any jokes in Chinese? Can you translate any jokes into English?

微信公众号：电子课本大全

Let's Do It!

1 Listen to the dialogues and write true (T) or false (F).

1. Danny slept for three full days. ( )
2. Jenny's project is about Marco Polo. ( )
3. Jenny and Danny will go home and work on their projects. ( )

2 Read the lesson and answer the questions.

1. What is Danny's project about?
2. What is Danny's joke?
3. What is the Silk Road about?

3 Match the words with the correct meanings.

joke	any place
project	things that happened in the past
history	something people say to make others laugh
culture	a task for school
anywhere	the traditions and beliefs of a group of people

4 Read the lesson and fill in the blanks.

Danny and Jenny went on a _____ to China. After they came back, Danny was very tired. He _____ for two full days. Now they are getting ready for their _____. Jenny will talk about Marco Polo for her project. Danny's project is about some places of interest in China. He will talk about some places and things they saw along the Silk Road. Will Danny talk about donuts? No! The Silk Road is about the _____ and _____ of China. It's not about donuts!

5 Do you know any places of interest in your city? Write about a place of interest you know and draw a picture of it.

Task tips: Where is the place of interest? What is the name of it? Why is it special? How old is it?

微信公众号：电子课本大全

Lesson 8: Marco Polo and the Silk Road

Hello, everyone!

My project is about Marco Polo and the Silk Road.

Marco Polo was a man from Italy. At the age of 17, he went to China. He travelled along the Silk Road with his father and uncle. Together, they moved goods between Europe and Asia on the Silk Road. Later, Marco Polo travelled with his brother. They travelled on boats, horses and camels. Their journey lasted about twenty years!

In 1275, Marco Polo travelled to Beijing. He met the king and worked for him for 17 years. During those years, Marco Polo learned about coal and paper. The Chinese discovered coal and invented paper. These things were new to Marco Polo. He brought some coal and paper back to Italy with him. He also brought back a lot of silk, tea and other goods.

Marco Polo wrote a famous book about his travels to China. I hope to write a book like that someday.

Thank you.

By: Jenny
Date: March 25



微信公众号：电子课本大全

Let's Do It!

1 Listen and tick the correct answers.

1. At the age of _____, Marco Polo went to China.
   ☐ twenty ☐ seventeen ☐ sixteen
2. Marco Polo and his father moved goods between _____ on the Silk Road.
   ☐ America and Asia ☐ Europe and Asia ☐ Europe and America
3. Marco Polo learned about _____ in China.
   ☐ tea and paper ☐ coal and silk ☐ coal and paper

2 Read the lesson and answer the questions.

1. What country did Marco Polo come from?
2. How did he and his brother travel?
3. How long did his journey last?
4. When did he travel to Beijing?
5. What did he bring back to his home country?

3 Fill in the blanks with the correct forms of the words in the box.

hope coal journey discover goods

1. People sell their _____ at the market.
2. It's cold in the house. Put some _____ on the fire.
3. After the long _____, Marco Polo arrived in Beijing at last.
4. He didn't do well this time. But he _____ to do better next time.
5. I walked around my city and I _____ some beautiful places.

4 Work in groups. What do you know about Marco Polo? Find more information about him and present it to the class.

Task tips:

1. Where was he from?
2. How old was he when he came to China?
3. What did he do in China?
4. What amazing things did he learn about in China?
5. How long did he stay in China?



微信公众号：电子课本大全

Lesson 9: Danny's School Project

Danny: For my project, I will describe some places and things from China. You guess their names. Just try your best. Are you ready? Let's begin!

These things are very old. People built them a long time ago. They look like an ancient army. What are they?



Jim: Are they the clay soldiers and horses from China?

Danny: Yes, you are right. They are the Terra Cotta Warriors in Xi'an. Here are some pictures.

Jim: Wow! Cool pictures, Danny.

Danny: The next one is an animal. It's big and tall. It's an important tool on the Silk Road.



Greg: Is it a horse?

Danny: Sorry! It lives in the desert.

Greg: Oh, it's a camel!

Danny: Well done. Look at this picture. I'm riding a camel.



Danny: Here is the last one. It is very soft. It comes in many colours.

Kim: Many things are soft and colourful. Can you tell us a little bit more, please?

Danny: OK. We can make clothes from it.

Lily: Is it silk?

Danny: Yes, you guessed it, Lily! Look at me. I'm wearing a silk shirt.

微信公众号：电子课本大全

Let's Do It!

1 Listen to the dialogues and tick the correct pictures to answer the questions.

1.   

2. 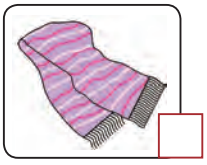 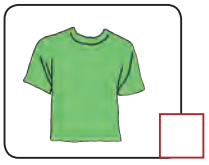 

3.   

2 Match the words with the correct meanings.

army	very very old
ancient	to explain something
soft	some time before
describe	a group of soldiers
ago	not hard

3 Rewrite these sentences in the simple present tense. Are the verbs regular (R) or irregular (IR)? Circle the correct one.

1. They looked at the picture. → They look at the picture. **R** **IR**
2. Amy rode a horse. → **R** **IR**
3. They built a bridge over the river. → **R** **IR**
4. We lived in the desert. → **R** **IR**
5. The new TV came in a big box. → **R** **IR**

4 Play Act and Guess. One student tries to describe something and the others try to guess what it is. Take turns guessing and describing.

Example:

It is an animal. It's big and tall. It's an important tool on the Silk Road. It lives in the desert. What is it?

微信公众号：电子课本大全

Lesson 10: Music and Dance

Li Ming and Wang Mei are walking home from school.



Li Ming: I'm still thinking about our trip to the Silk Road. I realized many things. China has so much history. And our culture is so rich and colourful.

Wang Mei: Yes, I know. I feel the same way.

Li Ming: The trip gave me an idea.

Wang Mei: Really? What is it?

Li Ming: I want to learn to play the *erhu*! It is a part of ancient Chinese culture. Many Western people call it the "Chinese violin".

Wang Mei: That's a great idea, Li Ming!



Li Ming: I can't wait to play music for all my friends.

Wang Mei: You will be a great *erhu* player, Li Ming.

Li Ming: I hope so. Wang Mei, you are a good dancer. Why don't you learn a traditional Chinese dance? Then we can take part in the Spring Festival show together. I will play music and you can dance!

Wang Mei: I like that idea! Maybe I can wear some traditional clothes, too!

Dig In

The *erhu* is a Chinese instrument and the violin is a Western instrument. Do you know any other Chinese or Western instruments? Make a list of instruments you know. Draw a picture to go with each instrument.



erhu



violin

微信公众号：电子课本大全

Let's Do It!

1 Listen and tick the correct answers.

1. What did Li Ming realize on his trip to the Silk Road?
   - ☐ China has a long history and rich culture.
   - ☐ China is very big.
2. What instrument does Li Ming want to learn?
   - ☐ He wants to learn to play the *erhu*.
   - ☐ He wants to learn to play the violin.
3. What will Wang Mei learn?
   - ☐ A traditional Chinese dance.
   - ☐ A traditional Chinese song.

2 Read the lesson and write true (T) or false (F).

1. Many Western people call the *erhu* the "Chinese violin". ( )
2. Wang Mei is a good singer. ( )
3. Li Ming and Wang Mei will sing and dance at the Spring Festival show. ( )

3 Circle the correct words to complete the sentences.

1. Li Ming thought about their trip to the Silk Road. He (realizes/realized) many things.
2. Our culture is different from (West/Western) culture.
3. Yang Liping is a great (dancer/dance).
4. Bob is a good basketball (player/play) in our school.
5. Jack wants to (take part/take part in) the sports meet.

4 Work in pairs. What are you good at? Can you sing or dance? Can you draw or play an instrument? Write a short passage about something you are good at. Present it to the class and show your classmates what you can do!

Task tips: What is your talent? When did you start to develop this talent? Where or how do you practice your talent?

微信公众号：电子课本大全

Lesson 11: Food in China

Jenny goes online to tell others about the food in China.

e-chatter

(Jenny) Hello, everyone! I just got back from a trip to the Silk Road in China. Everything was great — especially the food! My favourite dishes were Beijing Duck and Lanzhou noodles. What's so special about these two dishes? Well, they have a lot of history behind them. Beijing Duck is really a Chinese treasure. It takes a lot of work, but the end product is worth it. Lanzhou noodles are long hand-made noodles. They look good and taste great! Do you want to taste these wonderful foods from China?





(Dora) Your story is very interesting. I saw a show about Lanzhou noodles on TV. The man made the noodles so fast. It was like magic!

(Monica) I heard that, in China, some people eat noodles for breakfast. Is this true?

(Jenny) Yes, it's true. Many people eat noodles for breakfast. Sometimes they eat them for lunch or supper, too. And I know why — they taste REALLY good!

(Paul) I once had Beijing Duck in our city. Can I find Lanzhou noodles here? I will try.

微信公众号：电子课本大全

Let's Do It!

1 Listen and write true (T) or false (F).

1. Beijing Duck takes a lot of work to make. ( )
2. Some people eat noodles for breakfast in China. ( )
3. Paul once had Beijing Duck in his city. ( )

2 Each word below has two different meanings beside it. Both meanings are correct but only one meaning is used in this lesson. Tick the appropriate meaning.

1. dishes	☐ special kinds of meals or food	☐ plates and bowls
2. treasure	☐ something very expensive	☐ something very special
3. taste	☐ to eat a little bit of food	☐ the flavour of food
4. product	☐ goods for selling	☐ result from working

3 Read the lesson and fill in the blanks.

Jenny just got back from a trip to the Silk Road. She goes online to tell others about the food in China. Her favourite _____ were Beijing Duck and Lanzhou noodles. They have a lot of _____ behind them. Beijing Duck is a true Chinese _____. Lanzhou noodles are hand-made noodles. They _____ delicious.

4 Rewrite the sentences below in the simple past tense. Then mark the regular verbs with (▭) and the irregular verbs with (⬭).

1. The food looks good. → The food looked good.
2. He eats cereal for breakfast. →
3. They work hard. →
4. She finds many books in the library. →
5. It takes a long time to make dumplings. →

5 Work in pairs. Talk about different dishes you know. What's your favourite dish? What's in it? Is it easy to make?

Example:

Poutine is a Canadian dish.
Poutine is made with French fries, cheese and gravy.
It's easy to make and it's delicious!



微信公众号：电子课本大全

Lesson 12: A Blog about the Silk Road

Li Ming had a good time on his trip to the Silk Road. He wants to write about his trip.

LIMING@BLOGSPOT.ORG

I just got back from a great trip to the Silk Road. My friends from Canada went with me. On our trip, I realized many things about China. Our country has a very long history and a rich culture.

I saw and experienced a lot on the trip. We went to see the Terra Cotta Warriors and the ancient city of Xi'an. The history of China is so alive in these places. I learned so much!

This trip opened my eyes. I saw my own history and culture in a new way. I hope to travel more around my country someday.

Where should I go next? Does anyone have any suggestions?

Here are some photos from my trip. Enjoy!



This is me with a Terra Cotta Warrior.



I took this picture in Xi'an. Jenny and Danny are in the Drum Tower.



This is Danny in Dunhuang. He is riding a camel.



Here I am in Lanzhou. I love Lanzhou noodles. Yum!

微信公众号：电子课本大全

Let's Do It!

1 **Which pictures does Li Ming NOT mention? Listen to the passage and tick.**






2 **Read the lesson and fill in the blanks.**

Li Ming had a good time on his trip to the Silk Road. He saw and _____ many great things. On the trip, he learned China has a _____ history and a _____ culture. The history of China is _____ in the ancient city of Xi'an. He _____ to travel more around his country someday.

3 **Wang Mei is searching for more information about the Silk Road. Work in groups. Help her answer the questions below.**

1. When did people begin to travel along the Silk Road?

_____

2. What other cities or districts does the Silk Road go through?

_____

3. How did it get the name the "Silk Road"?

_____

4 **Write an e-mail to a friend about a trip you went on. Show him or her some pictures from your trip.**

Task tips: Where/When did you go? Who did you go with? What did you see and experience? Did you eat any traditional or special foods?

微信公众号：电子课本大全

Unit Review

Building Your Vocabulary

I. Search for words from this unit and fill in the missing letters.

d	i	s	c	o	v	e	r	q	w
i	m	p	o	r	t	a	n	o	e
e	x	p	e	r	i	e	n	c	e
h	a	e	r	u	s	a	e	r	c
o	s	t	i	l	l	l	a	o	o
p	d	e	s	c	r	i	b	e	a
e	r	e	a	l	i	z	e	t	l
r	o	l	j	o	u	r	n	e	y

_ea_ _ z_ exp_ _ien_ _

j_ _r_ _ y _is_ _ _er

_o_l d_ _c_i _ _

s_i_ _ h_ _e

II. Read the sentences and fill in the blanks. The first letter is given. Then tick the correct meaning for each word.

1. Italy is in Europe and China is in A_____.
   ☐ a continent ☐ a country
2. He travelled for 10 years. He had a long j_____.
   ☐ a long road ☐ a big trip
3. The Chinese d_____ coal and invented paper.
   ☐ to find for the first time ☐ to look for
4. Li Ming r_____ many things about China.
   ☐ to understand something clearly ☐ to study something
5. China has a r_____ and colourful culture.
   ☐ to be expensive ☐ to be full of special and different things

Grammar in Use

Complete the chart with the correct forms of the verbs. Then use the chart to fill in the blanks.

Present tense	see	hear		have		give	get	send	do
Past tense	saw		read		brought				

微信公众号：电子课本大全

1. A: _____ (do) Jenny _____ (bring) a lot of silk and tea to Canada?
   B: Yes. She gave silk scarves and tea to all of her family and friends.
2. A: Did you _____ (have) a good time in Xi'an?
   B: Yes, I _____ (do).
3. Jenny _____ (see) and experienced many things in China. The trip _____ (give) her lots of great ideas for her project.
4. A: What time _____ (do) you _____ (get) home yesterday?
   B: We _____ (get) home at 6:00 p.m.
5. A: Hi, Lucy! I _____ (send) you an e-mail yesterday.
   B: Yes. I _____ (read) it this morning.
6. Jenny and Danny _____ (hear) a lot about Marco Polo on their trip.

Listening and Speaking

I. Listen to the passage and match the people with the gifts they got.

Mum	chopsticks
Dad	silk
Friends	postcards
Family	tea

II. Listen and repeat.

/ s /	still	silk	horse	dance
/ z /	these	Chinese	realize	clothes
/ ts /	donuts	projects		
/ dz /	goods	friends		
/ tr /	trip	travel		
/ dr /	drive	drink		

III. Everyone travels every day. Think about places you often travel to, such as your home, work and the supermarket. What do you see on the way? What is happening around you? In groups, make up a dialogue.

Putting It All Together

Work in groups. Why do people like to travel? What is good about travelling? Make a poster about travelling with the title "Why travel?" Include lots of information and pictures. Present your poster to the class.

Task tips: Think about Marco Polo. Why did he travel? What did he discover during his travels? Think about Ms. Martin and the students. Why did they travel? What did they learn about?

微信公众号：电子课本大全

Self-Evaluation

Find more examples from this unit. Then mark your stars.

I. Praise and Encouragement

Good idea!/Well done!

I can express praise and encouragement in English.

☆ ☆ ☆ ☆ ☆

II. Regular and Irregular Verbs

work→worked do→did

I can use regular and irregular verbs correctly.

☆ ☆ ☆ ☆ ☆

III. Simple Past Tense

Their journey lasted about twenty years!

I can use the simple past tense properly.

☆ ☆ ☆ ☆ ☆



Smile, Smile, Smile

Did you see a funny show?
Smile, smile, smile.
Did you see a funny show?
Smile, smile, smile.
I'm glad you saw a funny show!
Smile, smile, smile.

Did you sing that pretty song?
Smile, smile, smile.
Did you sing that pretty song?
Smile, smile, smile.
I'm happy you sang that pretty song!
Smile, smile, smile.

Did you watch that lovely dance?
Smile, smile, smile.
Did you watch that lovely dance?
Smile, smile, smile.
I'm pleased you watched that lovely dance!
Smile, smile, smile!

微信公众号：电子课本大全

UNIT 3

Lessons 13 ~ 18

School Life



We Will Learn

Functions

- Talking about School
- Expressing Care and Concern

Grammar

- Adverbs: always, often, usually, sometimes, never

Structures

- How is your school life going?
- I often take part in the long jump.
- You will do a great job!

微信公众号：电子课本大全

Lesson 13: How Is School Going?



Wang Mei: Hi, Jenny. How is your school life going?

Jenny: Well, I am a little busy this term. I have six classes every day. My school days are very long.

Wang Mei: Me too. I also have six classes every day. I start school at 8:00 a.m. I usually finish at 5:00 p.m. It's a long day, but I like my school. My school subjects are so interesting.

Jenny: What subjects do you have?

Wang Mei: I have Chinese, English, math, history and some others. P.E. is my favourite. We always have a big sports meet twice a year. I often take part in the long jump. Last term I won first place!

Jenny: Wow! You're good at the long jump.

Wang Mei: Yeah! Thank you! What subjects do you have?

Jenny: I have social studies, shop, math, French, English and art. My favourite subject is shop! Last week, I made a bird house all by myself.



Wang Mei: That's so interesting!



微信公众号：电子课本大全

Let's Do It!

1 Listen and write down what subjects they have.



2 Read the lesson and answer the questions.

1. How is Jenny's school life going?
2. How many classes does Wang Mei have every day?
3. What is Wang Mei's favourite subject?
4. What is Jenny's favourite subject?
5. What did Jenny make in shop class last week?

3 Fill in the blanks with the correct forms of the words or phrases in the box.

life finish subject take part in be good at

1. I _____ singing. I want to be a singer in the future.
2. I start school at 8:00 a.m. and _____ at 5:00 p.m.
3. I often _____ the long jump at the sports meet.
4. A: What _____ do you have?
   B: I have Chinese, English, math and some others.
5. A: How is your school _____ going?
   B: Well, it's a little busy.

4 Work in pairs. Write down your class timetable. Then use it to make up a dialogue.

Example:

A: What subjects do you have?
B: …
A: How many classes do you have every day?
B: …
A: When does the first/second/… class start?
B: …

Time	Subject

微信公众号：电子课本大全

Lesson 14: Jenny's School Life

Hi. It's Jenny again! I go to school in Edmonton, Canada. My school is Greenwood Middle School. There are 400 students in my school. I'm in Grade 7. My friend, Danny, is in my class.

My homeroom teacher is Mr. Jones. My favourite subject in school is shop. We often make many different things in shop class. Once, we made a bird house from wood. Sometimes we make things with clay. Last week, we made cups. And this week we will print our own T-shirts. Shop is always fun!





An Art Class

In social studies, we do a lot of projects. Sometimes we work in groups. Today, my group and I worked on a map of Canada.

In the first term, I have art class. We always draw and paint. In the second term, I have music. I play the guitar! We usually play songs as a class. But sometimes we play on our own.

This year, we will have a science fair at my school. I want to take part in the fair with my project on silk worms.

Hands-on Activity

Make your own printed T-shirt. Just follow these steps:

1. Draw a shape on a piece of hard paper.
2. Cut out the shape.
3. Put the shape cut-out into some ink or paint.
4. Push the shape cut-out onto a T-shirt.

Now you have your own printed T-shirt!



微信公众号：电子课本大全

Let's Do It!

1 Listen to the statements and number the pictures.











2 Read the lesson and answer the questions.

1. How many students are there in Jenny's school?
2. What do Jenny and her classmates do in social studies?
3. What does Jenny do in art class?
4. In music class, do the students always play songs as a class?

3 Read the descriptions and write the words. The first letter is given.

1. It comes from trees. People use it to build things. w__ __ __
2. To press words or pictures onto paper or other things with ink. p__ __ __ __
3. A school subject. Students make and build things in this class. s__ __ __
4. Something soft and colourful. People use it to make clothing. s__ __ __
5. An event for many different people to show their projects. f__ __ __
6. An instrument. People use it to play music. g__ __ __ __ __

4 Work in pairs. What's your favourite subject? What do you do in that class? Talk about it.

Example:

A: What's your favourite subject?
B: English.
A: What do you do in that class?
B: We often play games in that class.

微信公众号：电子课本大全

Lesson 15: Making a Difference



Hello. My name is Hao Tongxin. I live in a small village. I'm in Grade 7 and I love going to school!

My school is a "hope" school. Last year, I wanted to give up my studies. I wanted to stay home and help my family. But my teacher said, "With a good education, you can make a difference. You can make a good life for yourself. Then you can help your family, friends and other people, too." She gave me hope.

My teacher is great. She often visits her students and their families. She does not want anyone to drop out of school. She always helps us in every possible way. She is making a big difference in our lives.

Now, I never miss a day of school. I want to make a difference in the future — just like my teacher.



Dig In

Making a difference means making a good change. You can make a difference in your own life and in others' lives too. Do you know anyone who makes a difference? How can you make a difference?

微信公众号：电子课本大全

Let's Do It!

1 Listen and write true (T) or false (F).

1. Hao Tongxin lives in a big city. ( )
2. He wanted to give up his studies last year. ( )
3. His teacher gave him hope. ( )
4. His teacher doesn't want anyone to drop out of school. ( )
5. He doesn't want to make a difference in the future. ( )

2 Fill in the blanks with the correct forms of the phrases in the box.

give up　make a difference　drop out of　in the future

1. Our teachers want us to get a good education. They don't want us to _____ school.
2. Don't _____ hope. I know you can do it.
3. Yuan Longping did some great things and _____ in the world.
4. I want to be a doctor and help sick people _____.

3 Circle the adverb that best describes each sentence. Then rewrite the sentence using that adverb.

1. I do my homework every day. → *never*　*usually*　(*always*)
   → I always do my homework.
2. She helps out at home three times a week. → *always*　*sometimes*　*never*
   → _____
3. They don't walk to school. → *never*　*often*　*usually*
   → _____
4. My father reads the newspaper almost every day. → *always*　*sometimes*　*usually*
   → _____
5. I visit my grandparents every weekend. → *never*　*often*　*always*
   → _____

4 Work in pairs. Do you know someone who makes a difference? How does that person make a difference? Talk about it.

Example:

A: My teacher makes a difference in my life.
B: How?
A: She always helps me after class.
B: That's great!

微信公众号：电子课本大全

Lesson 16: We Are with You!

Jason Glen is a 12-year-old boy from Riverside High School. On the first day of school, something terrible happened. Jason Glen and his family lost everything in a big house fire. It was a very hard time for them.

Jason's classmates heard the bad news. They stood up and said, "Jason, don't be afraid. We are with you." The class wanted to help Jason and his family. So they came up with a plan.

The next day, many students brought clothes and food from their homes. The school had a car wash and a cookie sale. In just three days, the school raised $1 200.

Yesterday, the school gave the money to Jason's family. Jason said to his friends, "Thank you, my dear classmates and teachers. My family and I will never forget this."



A Big House Fire



A Car Wash

Dig In

It's important to help others. When people help each other, it makes the world a nicer place. There are many ways to help others. Here are two common ways:

- Raise money — sell a product or provide a service to make money, like selling cookies or washing cars.
- Donate — collect and give away things like clothes, food, toys, books, etc.

What other ways do you know to help others?

微信公众号：电子课本大全

Let's Do It!

1 Read the lesson and answer the questions.

1. How old is Jason Glen?
2. What happened to Jason Glen and his family?
3. When did it happen?
4. Who helped Jason and his family?
5. How did they help Jason and his family?



2 Match the words with the correct meanings.

terrible	listen
everything	something sweet to eat
hear	collect money
cookie	the opposite of nothing
raise	very very bad

3 Fill in the blanks with the correct forms of the words in the box.

fire happen lose news raise

1. Did you see the _____ in today's newspaper?
2. Don't touch the _____! It's hot!
3. I _____ my book yesterday. Can you help me find it?
4. The books at my school are too old. Last week, we _____ some money to buy new ones.
5. A: I didn't see you at school yesterday. What _____?
   B: I hurt my arm.

4 Work in groups. Imagine you work for a company that helps poor children. What will you do for them? How will you help them? Discuss with your classmates and make a plan.

微信公众号：电子课本大全

Lesson 17: School Science Fair

Danny and Jenny are talking about their school science fair. They are very excited.



Danny: Hey, Jenny! Are you ready for the big science fair next week?

Jenny: Oh, I hope so. I worked really hard this year. I hope to win first prize.

Danny: Don't worry, Jenny. You will do a great job! What is your project about?

Jenny: It's about silk worms. I am really interested in this subject. I made a video about silk worms.

Danny: Wow!

Jenny: I have a small piece of old silk. I also have a silk worm for the visitors.

Danny: Silk worms are interesting.

Jenny: Yes, they're amazing!

Danny: My project is good, too.

Jenny: What is it about, Danny?

Danny: My project is all about donuts. I talk about the history of donuts. I will make ten different kinds of donuts. And people can taste them all.



Learning Tip

Do you know what a fair is? A fair is a place where people go to present their work or buy and sell different goods. At a science fair people present science projects and others come to see the projects. At a town fair people sell different goods and others come to buy the goods.

微信公众号：电子课本大全

Let's Do It!

1 Listen and write true (T) or false (F).

1. Danny and Jenny are excited about the science fair. ( )
2. Jenny's project is about silk. ( )
3. Danny will make five different kinds of donuts. ( )
4. Danny will teach people to make donuts. ( )

2 Read the lesson and answer the questions.



1. What does Jenny hope?
2. What did Jenny make for her project?
3. What's Danny's project about?
4. What will Danny make for his project?

3 Fill in the blanks with the correct forms of the phrases in the box.

be ready for do a great job be interested in
a piece of different kinds of

1. I _____ science. I will take part in the science fair.
2. There are many _____ flowers in the park.
3. My mum bought me a new scarf and gloves. Now I _____ the winter.
4. Can I have _____ cake? It looks delicious.
5. Your project was really good. You _____.

4 Work in groups. Suppose there will be a science fair at your school. What will your project be about? How will you present your project? Interview your classmates and fill in the table.

Who?	What?	How?
Ma Li	Cars	● Bring a model car ● Give a report about the history of cars ● Show pictures of different kinds of cars

微信公众号：电子课本大全

Lesson 18: Teaching in China

Jane is from Canada. She is teaching English in China. She is writing an e-mail to her family and friends back home.

Hello, everyone!

How are you? I'm doing well. Life in China is great! I arrived two months ago. I was quite nervous then. But everyone here is so friendly and nice. Now I feel quite comfortable and relaxed. My students are wonderful and the other teachers are always helpful.

My school is very big. I have many students in my class. In Canada, there are usually only 35 students in a class. And they move from classroom to classroom for their classes. But in China, the teachers move!

Chinese students work very hard. They usually start school at 8:00 a.m. and finish at 5:00 p.m. Chinese teachers work very hard, too.

I'm so happy to be in China. I am learning so much here. My students often teach me Chinese. They also teach me about their culture. It's so interesting! I visited the Great Wall last month. Look at my picture.

Wo ai Zhongguo!

I miss you all!

Jane



微信公众号：电子课本大全

Let's Do It!

1 Listen and write true (T) or false (F).

1. Jane arrived in China last week. ( )
2. Everyone is friendly and nice to Jane. ( )
3. Canadian students don't move to different classrooms for their classes. ( )
4. Jane's students teach her about their culture. ( )

2 Are schools in China and Canada the same? Read the lesson and list some differences between Chinese and Canadian schools.

China _____
_____

Canada _____
_____

3 Fill in the blanks with the words in the box.

nervous friendly relaxed wonderful teach

1. I didn't know anyone at the party. But everyone was very _____.
2. Spring is nice and warm. It is a _____ season.
3. Li Ming is going to give a talk. He is quite _____.
4. I'm a teacher. I _____ music at a middle school.
5. After a busy day, I like to sit and drink a cup of tea. It makes me feel _____.

4 Work in groups. Interview your classmates and fill in the table.

Name	Do your homework	Help out at home	Walk to school	Play sports

△ always ☆ often ○ usually □ sometimes / never

Example:

A: Do you do your homework?
B: Yes. I always do my homework.
A: Do you help out at home?
B: Yes. I sometimes wash the dishes.

微信公众号：电子课本大全

Unit Review

Building Your Vocabulary

I. Search for words from this unit and write them down.

e	o	r	d	m	b	u	w	i	b	g
q	w	v	i	s	i	t	o	r	r	p
x	e	l	f	p	a	h	m	y	e	t
c	o	m	f	o	r	t	a	b	l	e
f	r	x	e	g	s	c	t	v	a	r
d	k	t	r	n	l	q	h	c	x	m
v	i	d	e	o	q	u	i	t	e	j
e	v	e	n	h	z	k	l	g	d	n
t	a	y	c	k	j	f	m	v	u	d
o	s	n	e	r	v	o	u	s	i	z

visitor _____ _____

_____ _____ _____

_____ _____ _____

_____ _____ _____

II. Read the passage and fill in the blanks with the correct forms of the phrases in the box.

take part in make a difference give up
come up with be interested in

I work for a special company. My company _____ helping people. This year, we _____ a plan to help the people in some poor villages. Every weekend, we go to the street and ask people to _____ a clothes donation. Sometimes people aren't friendly, but we will never _____. We will collect lots of clothes, and give them to the people in the villages. We hope we can _____ in many people's lives.

Grammar in Use

Do you have good habits?



I _____ get up very early.
I _____ have breakfast.
I _____ work hard at school.
I _____ do some exercise.
I _____ eat vegetables and fruits.
I _____ do my homework.
I _____ help with the housework.
I _____ try to speak more English.

微信公众号：电子课本大全

How many stars did you get?
If you got 32 stars or more, you have good habits!
If you got less than 24 stars, you need to do better!

Listening and Speaking

I. Listen to the passage and complete the timetable.

	8:00~8:45	8:55~9:40	10:00~10:45	10:55~11:40	2:30~3:15	3:25~4:10
Monday	Chinese		math		history	

II. Listen and repeat.

/ r /	history	grade	different	relaxed
/ l /	class	family	bowl	school
/ w /	week	worm	worry	
/ j /	yes	year	yesterday	

III. Complete the dialogue with the sentences in the box.

A. What subjects do you have?
B. Are you ready for it?
C. How is your school life going?
D. You will do a great job!
E. What's your favourite subject?



A: Hi! Long time no see! _____
B: Well, it's a little busy. I have six classes every day.
A: _____
B: Chinese, English, math and some others.
A: _____
B: Math. I'm going to take part in the math competition next week.
A: _____
B: I hope so. I worked hard and my teacher helped me a lot.
A: Don't worry. _____
B: Thank you.

Putting It All Together

Writing. Imagine there is a new student at your school. He is scared and nervous. Write a letter to tell him about your school and school life. Try to make the new student feel comfortable and welcome.

Task tips: What classes do you have at your school? What do you do in each class? How many students are in your class? How are the teachers and students at your school? Is your school big? Do you like your school?

微信公众号：电子课本大全

Self-Evaluation

Find more examples from this unit. Then mark your stars.

I. Talking about School

How is your school life going?

I can talk about my life at school in English.

☆ ☆ ☆ ☆ ☆

II. Expressing Care and Concern

Don't worry, Jenny.

I can express care and concern in English.

☆ ☆ ☆ ☆ ☆

III. Adverbs: always, often, usually, sometimes and never

always

She always helps us in every possible way.

often

I often take part in the long jump.

usually

We usually play songs as a class.

sometimes

Sometimes we make things with clay.

never

Now, I never miss a day of school.

I can use "always", "often", "usually", "sometimes" and "never" properly.

☆ ☆ ☆ ☆ ☆



Usually, Sometimes...

Do you like ice cream?
Always, you say.
That means you could
Eat some every day.

Do you like rain
When you can't play?
We never like rain.
Not for one single day!

Usually, sometimes,
Always and never,
Four little words
That make you quite clever!



Do you work hard
At school and at play?
Usually but not every single day.

Do you like singing
On a nice sunny day?
Yes we like singing
In every single way.

Usually, sometimes,
Always and never,
Four little words
That make you quite clever!

微信公众号：电子课本大全

UNIT 4

Lessons 19 ~ 24

After-School Activities



We Will Learn

Functions

- Talking about Weekend Activities
- Talking about Personal Interests

Grammar

- Using “be going to”

Structures

- What are you going to do this weekend?
- I’m going to ____.
- I love learning ____.
- How was your weekend?

微信公众号：电子课本大全

Lesson 19: A Dinner Date



Jim: Would you like to come over for dinner tomorrow?

Steven: Sorry, Jim. I can't. I have volleyball practice tomorrow. How about Wednesday?

Jim: Hmm... Wednesday is not good for me. I'm going to the chess club after school. How about Thursday?

Steven: I usually volunteer at the Old Age Home on Thursdays. They often tell me lots of interesting stories. And sometimes we play bingo.

Jim: Maybe Friday?

Steven: I have math classes on Fridays. I'm not doing well in math this year. What are you going to do this weekend?

Jim: I'm going to the countryside with my dad. We are going to plant trees.

Steven: Hmm... We're both busy all week.

Jim: Well, what are you going to do this evening?

Steven: Nothing!

Jim: How about coming over for dinner this evening?

Steven: Sure!

Steven's calendar



Jim's calendar



Learning Tip

Sometimes, very old people can't take care of themselves. So they go to an Old Age Home. They can get help there and meet new friends.

微信公众号：电子课本大全

Let's Do It!

1 What is Jim going to do this week? Listen and tick the pictures.








2 What is Steven going to do? Read the lesson and write down his schedule for the week.

Monday	
Tuesday	
Wednesday	
Thursday	
Friday	
Saturday	
Sunday	

3 Fill in the blanks with the correct form of "be going to".

1. We _____ (have) a party for Mum's birthday tomorrow.
2. Alice _____ (borrow) some books from the library after school.
3. My family _____ (go) on a trip to Beijing next week.
4. Tom and Jim _____ (make) a model plane together this weekend.
5. I _____ (be) a volleyball player in the future. I enjoy volleyball so much!

4 Work in pairs. What are you going to do after school this week? Make up a dialogue.

Example:

A: What are you going to do after school on Wednesday?
B: I am going to see a movie with my friends. What are you going to do on…?
A: I'm going to…

微信公众号：电子课本大全

Lesson 20: Join Our Club!



Chess Club

Do you want to improve your thinking skills? Do you want to make new friends? Join our chess club! Chess challenges you and makes you think hard. You will learn and have fun at the same time.

Club meetings are going to start next week. Join us after school on Tuesdays and Thursdays in Room 288.

Acting Group

Acting is fun and useful. You can meet lots of new people and improve your social skills. We do lots of role play games in our classes.

Everyone can enjoy acting. Join our club and be a star! We meet at the school theatre every Monday, Wednesday and Friday.

Hope to see you there!





Swim Team

Swimming isn't just fun — it's also good exercise! You can stay in shape and have a good time.

We have lessons for all different levels. We meet after school and on weekends.

Join us today or stop by the pool to learn more.

微信公众号：电子课本大全

Let's Do It!

1 Listen to the statements and match the people with the clubs they want to join.



Li Lin



Zhang Lei



Wang Tao

Acting Group | Swim Team | Chess Club

2 Read the lesson and fill in the table.

Club Name	What is good about this club?	Club Meeting Days
Chess Club		
Acting Group		
Swim Team		

3 Fill in the blanks with the correct forms of the words in the box.

join pool swim skill level

1. A: It's so hot today. Let's go _____!
   B: Yeah. That's a great idea!
2. A: I am going out for dinner with some friends. Would you like to _____ us?
   B: Yes, I'd love to.
3. She can sing, dance, cook and draw. She has many _____.
4. His English is very good. He is at a high _____.
5. There is a _____ near my house. I like to go swimming there.

4 Work in groups. Discuss the questions below and present your answers to the class.

What clubs do you have at your school?

What clubs do you want to have at your school? Why?

微信公众号：电子课本大全

Lesson 21: What Is Your Club Type?

What club is right for you? Read the following questions. Which answer describes you best? Circle it. Then add up your score and find out your club type!

1. Do you get enough exercise?
   a. Always! I love playing sports.
   b. Not really. I like to listen to music and relax.
   c. Not really. I usually draw and paint in my free time.
   d. Never. I like to read books and exercise my mind.



2. What is your favourite school subject?
   a. P.E. I like to be active.
   b. Music. I like to play an instrument.
   c. Art. I love to draw and paint.
   d. English and Chinese. I enjoy reading and writing.



3. What do you do on a cold and snowy day?
   a. I can't sit quietly. I must do something active inside.
   b. I stay in my room and listen to music or play an instrument.
   c. I paint or draw a picture.
   d. I read a book or write a story.



4. You are going on a trip. But you can only take one thing with you. What do you take?
   a. Running shoes. I can't go anywhere without them.
   b. A music player. I can't live without music.
   c. Some paper and a pencil. I can draw a picture on the way.
   d. A good book. I will be bored without a book.



Now look at your answers!

3 or more "a" → Sports

3 or more "b" → Music

3 or more "c" → Art

3 or more "d" → Reading

Or maybe you are in the middle!

For example: 2 "a" + 2 "b" → Sports and Music

微信公众号：电子课本大全

Let's Do It!

1 Listen to the statements and number the pictures.






2 Read the lesson and find out your club type. Then write about it.

My club type is _____.
I like _____
_____
_____

3 Work in groups. What's your club type? Interview your classmates and fill in the form.

Example:

Name: Jack
What is your club type? Music.
What do you like to do? I like to play the guitar.
Are you in a club now? ☐ Yes ☑ No
If "No", do you want to join a club? Yes.
What club do you want to join? I want to join a music club.
If "Yes", what club are you in? _____.

4 Choose a club type and make an advertisement for it.

Example:

Art Club

Do you like to draw or paint? Join the Art Club!

Drawing and painting is fun for everyone.

Join us after school and have a great time!



微信公众号：电子课本大全

Lesson 22: Big Plans for the Weekend

It's lunch time on Friday. Danny and Jenny are having lunch together.



Jenny: Danny, are you OK? You can't stay still today. And you never eat your lunch so fast. Are you in a hurry to go somewhere?

Danny: No. Actually Jenny, I have big plans for the weekend! I can't wait. It's going to be a good weekend!

Jenny: Oh! That's great. What are you going to do this weekend?

Danny: I'm going to learn something new this Saturday. Cooking! And I love donuts. So I am going to make donuts.



Jenny: Wow! How exciting! I don't have any big plans for this weekend. I usually just stay home, read a book, surf the Internet, watch TV and help my mum with the housework.

Danny: Hmm. Would you like to join me this weekend?

Jenny: Really? I would love to come! I always love learning new things.

Danny: Wonderful! Now it's going to be a great weekend!

Learning Tip

Surfing is a sport. You can surf on the water, but you can also surf the Internet.



微信公众号：电子课本大全

Let's Do It!

1 What is Danny going to do this weekend? Listen and tick the correct picture.







2 Read the lesson and answer the questions.

1. Why can't Danny stay still today?
2. What does Jenny usually do on weekends?
3. What is Jenny going to do this weekend?



3 Match the words with the correct meanings.

stay still	to some place
actually	the wish to go some place quickly
hurry	don't move
somewhere	in fact

4 Danny needs your help. He is writing a report for the school newspaper. His topic is: "Fun things to do on weekends". Answer his questions and help him write a great report.

1. Danny: What do you usually do on weekends?
   YOU: _____

2. Danny: Do you have any big plans for this weekend? What are they?
   YOU: _____

3. Danny: Are your plans for this weekend fun? Why or why not?
   YOU: _____

微信公众号：电子课本大全

Lesson 23: A Weekend with Grandma



Zhao Hanyu is a Grade 7 student. She is talking to her grandma on the phone.

Hanyu: Hello, Grandma! It's me, Hanyu.

Grandma: Hello, Hanyu. How is school going? Are you doing well these days?

Hanyu: Yes. I am learning a lot of interesting things at school. And I am reading some English stories. I can read you one this weekend.

Grandma: Are you coming to visit us this weekend?

Hanyu: Yes, Grandma. I am going to come over tomorrow. But I will go to the bookstore first.

Grandma: Sure, my little bookworm. The bookstore is just two bus stops away. It's very close.

Hanyu: Do you need anything from the supermarket? I can get it for you.

Grandma: No. I always buy my groceries at the morning market. The vegetables are fresh and not too expensive.

Hanyu: What are we going to have for dinner?

Grandma: Dumplings, of course.

Hanyu: Yay! My favourite food!



Dig In

Bookstore, bookworm, weekend, anything, supermarket. All of these words are made up of two small words. Can you find more words like these? Make a list.

微信公众号：电子课本大全

Let's Do It!

1 What is Zhao Hanyu going to do this weekend? Listen and tick the correct statements.

- ☐ She is going to buy some books at the bookstore.
- ☐ She is going to read an English story to her grandma.
- ☐ She is going to visit her grandparents.
- ☐ She is going to buy some groceries at the market.
- ☐ She is going to have dumplings with her grandparents.

2 Read the lesson and answer the questions.

1. How far is the bookstore from Hanyu's grandma's house?
2. Where does Hanyu's grandma buy her groceries? Why?
3. What are Hanyu and her grandparents going to have for dinner tomorrow?



3 What are you going to do this weekend? Make a to-do list for this weekend. Talk about your list with a partner and then write a report.

Example:

Weekend To-Do List

1. do my homework
2. go to the park with my cousins
3. buy a new T-shirt
4. buy some snacks for school
5. help wash the dishes at home

My Weekend To-Do List

_____

_____

_____

_____

_____

_____

_____

Report: On Saturday evening, I'm going to do my homework. On Sunday morning, I'm going to the park with my cousins. On Sunday afternoon, I am going to buy a new T-shirt for my dad and some snacks for school. On Sunday evening, I am going to help my mum wash the dishes at home.

微信公众号：电子课本大全

Lesson 24: How Was Your Weekend?



Hey Li Ming,

How are you? How was your weekend?

I had a great weekend! Guess what! I can make donuts myself now. My mum taught me on Saturday. Jenny came over and helped us. It was a lot of work, but it was fun. Fresh home-made donuts are so delicious. Yummy!

Next weekend, I am going to climb a mountain! I will go with my parents, cousins, aunt and uncle. Mountain climbing is so fun. We are going to take a bus there. It's three hours away from my house. We are going to sing songs and play games on the bus. I'm so excited! My uncle is going to bring his camera and I am going to bring some donuts for everybody.

Did you have a good weekend? What are you going to do next weekend?

Write back soon,
Danny



微信公众号：电子课本大全

Let's Do It!

1 Listen and match the pictures with the questions.

What did Danny do last weekend?

What is Danny going to do next weekend?







2 Read the lesson and answer the questions.

1. Who taught Danny to make donuts?
2. What does Danny think of home-made donuts?
3. How is Danny going to the mountain?
4. How far is the mountain from Danny's house?
5. What is Danny going to bring for everybody?

3 Fill in the blanks with the words in the box.

take fresh climb bring everybody

1. _____ is here. Let's begin our class.
2. I have a cake for the party, but can you _____ some drinks?
3. The air is very clean and _____ after the rain.
4. I can _____ the tree and pick some apples for you.
5. They are going to _____ a ship to Dalian for their holiday next week.

4 Work in groups. What did you do last weekend? What are you going to do next weekend? Interview your group members and fill in the table. Then present it to the class.

Name	What did you do last weekend?	Was it fun?	What are you going to do next weekend?	Will it be fun?
Linda	I visited my grandparents.	☺	I'm going to see a doctor.	☹

微信公众号：电子课本大全

Unit Review

Building Your Vocabulary

I. Write the full words for the days of the week.

Sun. Mon. Tues. Wed. Thur. Fri. Sat.

Sunday _____ _____ _____ _____ _____ _____

II. Search for sport and activity words from this unit, and write them down.

o	b	a	s	k	e	t	b	a	l	l
m	u	s	i	c	f	h	o	y	u	g
i	r	q	x	h	s	j	d	r	a	w
v	o	l	l	e	y	b	a	l	l	h
u	e	a	c	s	a	k	n	t	r	f
y	w	z	d	s	r	l	c	r	w	d
t	p	a	i	n	t	u	e	s	n	s

music _____

_____ _____

_____ _____

_____ _____

Grammar in Use

I. Complete the dialogue according to the responses.



II. Rewrite the sentences in the future tense.

Example:

We went to Shanghai last summer. (next summer)

→ We are going to Shanghai next summer.

1. Tom played volleyball with his friends yesterday. (tomorrow)

_____

微信公众号：电子课本大全

2. They climbed a mountain last weekend. (next weekend)

_____

3. I sent an e-mail to my friend last Sunday. (next Sunday)

_____

4. Ms. Zhang taught me English last year. (next year)

_____

5. Amy flew a kite in the park this morning. (tomorrow morning)

_____

Listening and Speaking

I. Listen and repeat.

/ m /	same	problem	music	myself
/ n /	phone	foreign	national	Canadian
/ ŋ /	long	sing	English	thank
/ h /	have	hear	help	happy

II. Look at Jack's calendar and answer the questions.



May

SUN	MON	TUES	WED	THUR	FRI	SAT
1	2	3	4	5	6	7
8	9	10	11	12	13	14
15	16	17	18	19	20	21
22	23	24	25	26	27	28
29	30	31				

1. What day of the week does Jack play basketball?
2. What days will Jack go to the library? How many times will he go this month?
3. What is Jack going to do on the 7th?
4. When is Jack's birthday?

Putting It All Together

Work in groups. Look at the club schedule and create a poster for one of the clubs. Present your poster to the class.

Monday	Tuesday	Wednesday	Thursday	Friday
Art Club	Ping-pong Team	Art Club	Swim Team	Swim Team
Volleyball Team	Chess Club	Acting Group	Football Team	Acting Group
English Club	Music Club	English Club	Music Club	Football Team

Task tips: What skills can you learn in the club? When does the club meet? Where does the club meet?

微信公众号：电子课本大全

Self-Evaluation

Find more examples from this unit. Then mark your stars.

I. Talking about Weekend Activities

I have big plans for the weekend!

I can talk about my weekend plans in English.

☆ ☆ ☆ ☆ ☆

II. Talking about Personal Interests

I love playing sports.

I can express my interests in English.

☆ ☆ ☆ ☆ ☆

III. Using "be going to"

I'm going to learn something new this Saturday.

I can use "be going to" properly.

☆ ☆ ☆ ☆ ☆



Can You Come Out and Play?

Yan: *Ring! Ring! Ring! I call my friend. His mother is on the other end.*



Mother: *Hello there, who is calling, please?*

Yan: *This is Yan. May I speak with Yi?*

Yi: *Good morning, Yan. How are you?*

Yan: *I'm feeling great. I hope you, too. Can you come out and play?*

Yi: *Sorry, I'm helping out my mum today.*

Yan: *That's all right, I understand. I'll have to make some other plans.*

Yi: *Thanks a lot. Enjoy your day.*

微信公众号：电子课本大全

Pronunciation

Rules of Reading 辅音和辅音字母组合读音规则表

b	/b/	**b**ed	**b**oy	**b**ig
	不发音	clim**b**	lam**b**	dou**b**t
c	/s/	**c**entre	**c**ity	dec**i**de
	/ʃ/	so**c**ial	spe**c**ial	
	/k/	**c**lass	**c**apital	magi**c**
d	/d/	**d**ate	cold	ready
f	/f/	**f**ive	**f**lower	**f**ree
	/v/	o**f**		
g	/ɡ/	**g**irl	fin**g**er	ba**g**
	/dʒ/	lar**g**e	**g**ym	oran**g**e
h	/h/	**h**ard	**h**otel	**h**urt
	不发音	**h**onest	**h**our	
j	/dʒ/	**j**oke	en**j**oy	**j**oin
k	/k/	**k**ite	**k**ey	loo**k**
l	/l/	**l**ast	**l**ittle	poo**l**
	不发音	ha**l**f	ta**l**k	
m	/m/	**m**ay	**m**ember	**m**iddle
n	/n/	**n**ame	**n**ine	rai**n**
	/ŋ/	u**n**cle	than**k**	fi**n**ger
p	/p/	**p**aint	**p**ink	**p**lan
r	/r/	**r**ed	came**r**a	**r**abbit
s	/s/	**s**unny	delicious	**s**ea
	/z/	rea**s**on	always	
	/ʃ/	**s**ure	**s**ugar	
	/ʒ/	u**s**ual	plea**s**ure	trea**s**ure
t	/t/	sea**t**	**t**ea	re**t**urn
v	/v/	**v**isit	lo**v**e	
w	/w/	**w**ait	**w**inter	**w**eek
x	/ks/	si**x**	e**x**cuse	
	/ɡz/	e**x**am	e**x**ample	
y	/j/	**y**es	**y**esterday	**y**our
z	/z/	**z**oo	si**z**e	**z**ero

ch	/tʃ/	tea**ch**er	lun**ch**	**ch**ild
	/k/	**ch**emistry	heada**ch**e	s**ch**ool
	/ʃ/	ma**ch**ine		
ck	/k/	ba**ck**	bla**ck**	lu**ck**
dr	/dr/	**dr**ink	**dr**aw	
ds	/dz/	bir**ds**	friend**s**	ki**ds**
gh	/f/	lau**gh**		
	不发音	ei**gh**t	dau**gh**ter	ri**gh**t
gn	/n/	si**gn**	forei**gn**	
gu	/ɡ/	**gu**ess		
kn	/n/	**kn**ow	**kn**ife	
mn	/m/	autu**mn**		
ng	/ŋ/	si**ng**	ki**ng**	bri**ng**
	/ŋɡ/	hu**ng**ry	E**ng**lish	
nk	/ŋk/	tha**nk**	thi**nk**	
ph	/f/	ele**ph**ant	**ph**oto	
qu	/kw/	**qu**estion	**qu**ick	
sh	/ʃ/	**sh**e	**sh**irt	fi**sh**
sion	/ʒn/	deci**sion**	televi**sion**	
ssion	/ʃn/	expre**ssion**		
tch	/tʃ/	wa**tch**	ca**tch**	
th	/θ/	nor**th**	**th**ing	**th**ank
	/ð/	**th**at	o**th**er	wi**th**
tle	/tl/	gen**tle**		
tr	/tr/	**tr**ip	**tr**y	
tion	/ʃn/	na**tion**	informa**tion**	
ts	/ts/	i**ts**	shor**ts**	ha**ts**
ture	/tʃə/	fu**ture**	pic**ture**	
wh	/w/	**wh**at	**wh**y	**wh**en
	/h/	**wh**o	**wh**om	**wh**ose
wr	/r/	**wr**ite	**wr**ong	

微信公众号：电子课本大全

Stress 单词重音

任何单词的读音,都可以分解为一个个音节。音节是读音的基本单位,是含有一个响亮音素的声音片段。一个元音音素可构成一个音节,一个元音音素和一个或几个辅音音素结合也可以构成一个音节。一般说来,辅音发音不响亮,不能单独构成音节(/m/,/n/,/l/例外)。

1. 由一个音节构成的单词,称为单音节词,单音节词总是重读,音标中不标出重音符号。例如:

book/buk/　pen/pen/　club/clʌb/　fun/fʌn/

2. 由两个音节构成的单词称为双音节词。由三个及三个以上音节构成的单词称为多音节词,在双音节或多音节词中,总有一个音节读得重而强(重读音节),其余的音节读得轻而弱。重读音节用符号/ˈ/表示。例如:

busy/ˈbɪzɪ/　music/ˈmju:zɪk/　dinner/ˈdɪnə/　practice/ˈpræktɪs/

different/ˈdɪfərənt/　improve/ɪmˈpru:v/　delicious/dɪˈlɪʃəs/

3. 有的单词有两个重读音节,包括一个重读音节,一个次重读音节,次重读音节用符号/ˌ/表示。例如:

thirteen/ˌθɜ:ˈti:n/　outside/ˌaʊtˈsaɪd/

international/ˌɪntəˈnæʃnəl/　information/ˌɪnfəˈmeɪʃn/

competition/ˌkɒmpɪˈtɪʃən/　introduce/ˌɪntrəˈdju:s/

understand/ˌʌndəˈstænd/　magazine/ˌmægəˈzi:n/

violin/ˌvaɪəˈlɪn/　university/ˌju:nɪˈvɜ:sətɪ/

Tone 语调

说话或朗读时声音的抑扬称为语调,英语句子的语调通常分为升调和降调两种。升调或降调都从句子中最后一个重读元音开始。一般遵循以下规则:

1. 一般疑问句用升调。

May I take photos ↗ here?

Can I find Lanzhou noodles ↗ here?

Are you ready for the ↗ project?

2. 省略句表示疑问用升调。

See this ↗ puppy?

Carrot and egg ↗ dumplings?

3. 陈述句用降调。

I'm so happy to be in ↘ China.

After lunch, we fed the ↘ geese.

Surfing is very popular ↘ here.

4. 特殊疑问句用降调。

How is school life ↘ here?

What's your project ↘ about?

Why don't you learn a traditional Chinese ↘ dance?

5. 选择疑问句中,or 前面的用升调,后面的用降调。

Which coat do you like? The green ↗ one or the red ↘ one?

6. 列举事物时,and 前面的用升调,后面的用降调。

You can eat ↗ rice, ↗ noodles and ↘ apples.

微信公众号:电子课本大全

Vocabulary (I)

【注】 本词汇表中的黑体词为要求掌握的词汇；其余单词为接触词汇。

Unit 1

trip /trɪp/ *n.* 旅行,旅程 (1)
silk /sɪlk/ *n.* 丝;丝绸 (1)
road /rəʊd/ *n.* 路,公路 (1)
lead /li:d/ *v.* (led/led)带领;指路 (1)
Martin /ˈmɑ:tɪn/ 马丁(姓氏) (1)
note /nəʊt/ *n.* 便笺;笔记 (1)
chance /tʃɑ:ns/ *n.* 机会;运气 (1)
send /send/ *v.* (sent/sent)寄;送 (1)
news /nju:z/ *n.* 新闻,消息 (1)
exciting /ɪkˈsaɪtɪŋ/ *adj.* 使人激动的 (2)
along /əˈlɒŋ/ *prep.* 沿着…… (2)
kilometre /ˈkɪləmi:tə/ *n.* 千米,公里 (2)
special /ˈspeʃl/ *adj.* 特殊的;特别的 (2)
culture /ˈkʌltʃə/ *n.* 文化 (2)
arrive /əˈraɪv/ *v.* 到达,抵达 (2)
Terra Cotta Warrior /ˈterə ˈkɒtə ˈwɔ:rɪə/ 兵马俑 (2)
leave /li:v/ *v.* (left/left)动身;出发;离开 (2)
Wild Goose Pagoda /waɪld ɡu:s pəˈɡəʊdə/ 大雁塔 (3)
hit /hɪt/ *v.* (hit/hit)击,击中 (3)
ancient /ˈeɪnʃənt/ *adj.* 古代的;古老的 (3)
drum /drʌm/ *n.* 鼓 (3)
ring /rɪŋ/ *v.* (rang/rung)敲(钟);打电话;按(铃);鸣;响 (3)
bell /bel/ *n.* 钟;铃 (3)
enjoy /ɪnˈdʒɔɪ/ *v.* 喜欢;享受……乐趣 (3)
dish /dɪʃ/ *n.* 菜肴;盘,碟 (3)
tour /tʊə/ *n.* & *v.* 旅游;游行 (3)
guide /ɡaɪd/ *n.* 导游;向导 (3)
pit /pɪt/ *n.* 坑,深坑;陷阱 (3)
move /mu:v/ *v.* 移动;搬动 (3)
sign /saɪn/ *n.* 招牌;记号 (3)
group /ɡru:p/ *n.* 群;组;团体 (4)
bridge /brɪdʒ/ *n.* 桥梁 (4)
cross /krɒs/ *v.* 横跨;横穿 (4)
wide /waɪd/ *adj.* 宽的;广泛的 (4)
cheese /tʃi:z/ *n.* 干酪;奶酪 (4)
another /əˈnʌðə/ *adj.* 另外的;又一 *pron.* 另一个 (5)
amazing /əˈmeɪzɪŋ/ *adj.* 惊奇的;惊人的 (5)
main /meɪn/ *adj.* 主要的 (5)
sand /sænd/ *n.* 沙;沙地 (5)
cave /keɪv/ *n.* 洞窟;山洞 (5)
believe /bɪˈli:v/ *v.* 相信 (5)
Marco Polo /ˈmɑ:kəʊ ˈpəʊləʊ/ 马可·波罗(十四世纪意大利商人、旅行家) (5)
camel /ˈkæməl/ *n.* 骆驼 (5)
sir /sɜ:/ *n.* 先生;老师 (5)
safe /seɪf/ *adj.* 安全的 (5)
fall /fɔ:l/ *v.* (fell/fallen)落下,跌倒 (5)
onto /ˈɒntʊ/ *prep.* 到……上面 (5)
yay /jeɪ/ *int.* 哇(因高兴而欢呼) (5)
diary /ˈdaɪərɪ/ *n.* 日记;日志 (6)
last /lɑ:st/ *adj.* 最后的;上一个 (6)
clothing /ˈkləʊðɪŋ/ *n.* 衣物 (6)
nest /nest/ *n.* (鸟的)窝,巢 (6)
few /fju:/ *adj.* 少数的,很少的 (6)
building /ˈbɪldɪŋ/ *n.* 建筑物 (6)
hold /həʊld/ *v.* (held/held)举行;拿着 (6)
Olympics /əˈlɪmpɪks/ *n.* 奥林匹克竞赛;奥运会 (6)
thousand /ˈθaʊzənd/ *num.* 千 (6)
instrument /ˈɪnstrʊmənt/ *n.* 乐器;仪器 (6)
someday /ˈsʌmdeɪ/ *adv.* 将来有一天 (6)

Unit 2

project /ˈprɒdʒekt/ *n.* 课题;计划 (7)
interest /ˈɪntrɪst/ *n.* 兴趣 (7)
still /stɪl/ *adv.* 还,仍旧 *adj.* 不动的;静止的 (7)
anywhere /ˈenɪweə/ *adv.* 任何地方;无论何处 (7)
joke /dʒəʊk/ *n.* & *v.* (开)玩笑 (7)
Italy /ˈɪtəlɪ/ 意大利(地名) (8)

微信公众号：电子课本大全

age /eɪdʒ/ *n.* 年龄 (8)
goods /ɡʊdz/ *n.* 商品;物品 (8)
Europe /ˈjʊərəp/ *n.* 欧洲 (8)
Asia /ˈeɪʃə/ *n.* 亚洲 (8)
journey /ˈdʒɜːnɪ/ *n.* 旅行;旅程 (8)
king /kɪŋ/ *n.* 国王 (8)
coal /kəʊl/ *n.* 煤 (8)
discover /dɪsˈkʌvə/ *v.* 发现;了解 (8)
invent /ɪnˈvent/ *v.* 发明;创造 (8)
other /ˈʌðə/ *adj.* 别的;其他的 (8)
describe /dɪˈskraɪb/ *v.* 描写;描述 (9)
build /bɪld/ *v.* (built/built)修建;建造 (9)
ago /əˈgəʊ/ *adv.* 前;以前 (9)
army /ˈɑːmɪ/ *n.* 军队;陆军 (9)
clay /kleɪ/ *n.* 黏土 (9)
soldier /ˈsəʊldʒə/ *n.* 战士,士兵 (9)
important /ɪmˈpɔːtənt/ *adj.* 重要的 (9)
tool /tuːl/ *n.* 工具;用具 (9)
desert /ˈdezət/ *n.* 沙漠;荒漠 (9)
more /mɔː/ *adj.* & *pron.* (much/many 的比较级)更多,较多 (9)
Lily /ˈlɪlɪ/ 莉莉(人名) (9)
realize /ˈrɪəlaɪz/ *v.* 认识到;实现 (10)
rich /rɪtʃ/ *adj.* 丰富的;富有的 (10)
western /ˈwestən/ *adj.* 西方的;西式的 (10)
violin /ˌvaɪəˈlɪn/ *n.* 小提琴 (10)
dancer /ˈdɑːnsə/ *n.* 跳舞的人 (10)
online /ˌɒnˈlaɪn/ *adj.* 在线的;联网的 (11)
especially /ɪˈspeʃəlɪ/ *adv.* 尤其;特别 (11)
treasure /ˈtreʒə/ *n.* 宝物;财富 (11)
end /end/ *n.* 最后;末端 (11)
product /ˈprɒdʌkt/ *n.* 产品;结果 (11)
worth /wɜːθ/ *adj.* 值得(做某事);有价值的 (11)
hand-made /ˌhændˈmeɪd/ *adj.* 手工的 (11)
taste /teɪst/ *v.* 尝起来;品尝;体验 (11)
Dora /ˈdɔːrə/ 多拉(人名) (11)
Monica /ˈmɒnɪkə/ 莫妮卡(人名) (11)
true /truː/ *adj.* 真实的;真正的;正确的 (11)
supper /ˈsʌpə/ *n.* 晚餐 (11)
Paul /pɔːl/ 保罗(人名) (11)
once /wʌns/ *adv.* 从前;一度;一次 (11)
blog /blɒɡ/ *n.* 博客(网络电子日志) (12)
experience /ɪkˈspɪərɪəns/ *v.* & *n.* 体验;经历;经验 (12)
alive /əˈlaɪv/ *adj.* 活着的;有活力的 (12)
own /əʊn/ *adj.* 自己的 (12)
should /ʃʊd/ *v. aux.* 应该;将要 (12)
anyone /ˈenɪwʌn/ *pron.* 任何人;无论谁 (12)
suggestion /səˈdʒestʃən/ *n.* 建议 (12)
yum /jʌm/ *int.* 好吃;味道或气味非常好 (12)

Unit 3

life /laɪf/ *n.* 生活 (13)
term /tɜːm/ *n.* 学期 (13)
start /stɑːt/ *v.* 开始;出发 (13)
finish /ˈfɪnɪʃ/ *v.* 完成;结束 (13)
twice /twaɪs/ *adv.* 两次;两倍 (13)
win /wɪn/ *v.* (won/won)赢得;获胜 (13)
yeah /jeə/ *int.* (口语)是;对 (13)
social /ˈsəʊʃl/ *adj.* 社会的 (13)
shop /ʃɒp/ *n.* 手工艺课 (13)
myself /maɪˈself/ *pron.* 我自己 (13)
Edmonton /ˈedməntən/ 埃德蒙顿(加拿大西南部城市,阿尔伯塔省省会) (14)
middle /ˈmɪdl/ *adj.* 中等的 (14)
Greenwood /ˈɡriːnwʊd/ Middle School 格林伍德中学 (14)
grade /ɡreɪd/ *n.* 年级 (14)
wood /wʊd/ *n.* 木头;木材 (14)
print /prɪnt/ *v.* 印图案于;印刷 (14)
guitar /ɡɪˈtɑː/ *n.* 吉他 (14)
fair /feə/ *n.* 展览会 (14)
worm /wɜːm/ *n.* 蠕虫 (14)
silk worm 蚕 (14)
difference /ˈdɪfrəns/ *n.* 差异;差别 (15)
village /ˈvɪlɪdʒ/ *n.* 村庄,乡村 (15)
education /ˌedjʊˈkeɪʃn/ *n.* 教育 (15)
yourself /jɔːˈself/ *pron.* 你自己 (15)
drop /drɒp/ *v.* 放弃;停止 (15)
possible /ˈpɒsəbl/ *adj.* 可能的 (15)
never /ˈnevə/ *adv.* 从来没有;决不 (15)
future /ˈfjuːtʃə/ *n.* 未来 (15)
Jason Glen /ˈdʒeɪsn ɡlen/ 杰森·格伦(人名) (16)

微信公众号：电子课本大全

Riverside/ˈrɪvəsaɪd/ High School 河畔中学 (16)
terrible /ˈterəbl/ *adj.* 可怕的;非常严重的 (16)
happen /ˈhæpən/ *v.* 发生 (16)
lose /luːz/ *v.* (lost/lost)失去;失败 (16)
fire /ˈfaɪə/ *n.* 火;火灾 (16)
raise /reɪz/ *v.* 筹募(钱财) (16)
prize /praɪz/ *n.* 奖品;奖赏 (17)
video /ˈvɪdɪəʊ/ *n.* 录像;视频 (17)
piece /piːs/ *n.* 张;片 (17)
visitor /ˈvɪzɪtə/ *n.* 参观者 (17)
teach /tiːtʃ/ *v.* (taught/taught)教;讲授 (18)
quite /kwaɪt/ *adv.* 非常;十分 (18)
nervous /ˈnɜːvəs/ *adj.* 紧张的;不安的 (18)
comfortable /ˈkʌmftəbl/ *adj.* 舒服的 (18)
relaxed /rɪˈlækst/ *adj.* 轻松的;放松的 (18)
helpful /ˈhelpfl/ *adj.* 有用的;有帮助的 (18)

Unit 4

activity /ækˈtɪvətɪ/ *n.* 活动 (19)
Steven /ˈstiːvn/ 史蒂文(人名) (19)
volleyball /ˈvɒlɪbɔːl/ *n.* 排球;排球运动 (19)
practice /ˈpræktɪs/ *n.* & *v.* 练习 (19)
chess /tʃes/ *n.* 国际象棋 (19)
club /klʌb/ *n.* 俱乐部;社团 (19)
volunteer /ˌvɒlənˈtɪə(r)/ *v.* 自愿帮助
n. 志愿者 (19)
bingo /ˈbɪŋgəʊ/ *n.* 宾戈游戏 (19)
both /bəʊθ/ *adj.* & *pron.* 二者(的) (19)
nothing /ˈnʌθɪŋ/ *n.* & *pron.* 无事;无物 (19)
join /dʒɔɪn/ *v.* 参加 (20)
improve /ɪmˈpruːv/ *v.* 提高;改善 (20)
thinking /ˈθɪŋkɪŋ/ *adj.* 思想的;理性的 (20)
skill /skɪl/ *n.* 技能;技巧 (20)
challenge /ˈtʃælɪndʒ/ *v.* & *n.* 挑战 (20)
meeting /ˈmiːtɪŋ/ *n.* 聚会;会议 (20)
act /ækt/ *v.* & *n.* 行动;扮演 (20)
useful /ˈjuːsfl/ *adj.* 有用的;有益的 (20)
role /rəʊl/ *n.* 职能;角色 (20)
team /tiːm/ *n.* 队;组 (20)
shape /ʃeɪp/ *n.* 样子;形状 (20)
level /ˈlevl/ *n.* 水平;标准;质量 (20)
pool /puːl/ *n.* 小池;水塘 (20)
type /taɪp/ *n.* 类型;种类 (21)
following /ˈfɒləʊɪŋ/ *adj.* 接着的;下述的 (21)
which /wɪtʃ/ *adj.* &. *pron.* 哪(那)一个 (21)
circle /ˈsɜːkl/ *v.* 圈出
n. 圆 (21)
add /æd/ *v.* 加;增加;添加 (21)
score /skɔː/ *n.* 得分 (21)
relax /rɪˈlæks / *v.* 放松;休息 (21)
free /friː/ *adj.* 空闲的;自由的 (21)
mind /maɪnd/ *n.* 头脑;思想 (21)
active /ˈæktɪv/ *adj.* 积极的;活跃的 (21)
quietly /ˈkwaɪətlɪ/ *adv.* 安静地;平静地 (21)
must /mʌst/ *v. aux.* 必须;应当 (21)
without /wɪˈðaʊt/ *prep.* 没有;不用 (21)
bored /bɔːd/ *adj.* 无聊的;无趣的 (21)
example /ɪgˈzɑːmpl/ *n.* 例如;范例 (21)
hurry /ˈhʌrɪ/ *n.* & *v.* 赶紧;匆忙 (22)
somewhere /ˈsʌmweə/ *adv.* 在某处 (22)
actually /ˈæktʃʊəlɪ/ *adv.* 的确;真实地 (22)
cooking /ˈkʊkɪŋ/ *n.* 烹调 (22)
surf /sɜːf/ *v.* 冲浪 (22)
Internet /ˈɪntənet/ *n.* 因特网;互联网 (22)
housework /ˈhaʊswɜːk/ *n.* 家务劳动 (22)
phone /fəʊn/ *n.* 电话
v. 打电话 (23)
bookworm /ˈbʊkwɜːm/ *n.* 书迷;书虫 (23)
anything /ˈenɪθɪŋ/ *pron.* 任何事物;某事 (23)
grocery /ˈgrəʊsərɪ/ *n.* 杂货 (23)
expensive /ɪkˈspensɪv/ *adj.* 昂贵的 (23)
yummy /ˈjʌmɪ/ *adj.* 好吃的;美味的 (24)
everybody /ˈevrɪbɒdɪ/ *pron.* 每人;人人 (24)

Unit 5

foreign /ˈfɒrən/ *adj.* 外国的 (25)
could /kʊd/ *v. aux.* 能;可能 (25)
loudly /ˈlaʊdlɪ/ *adv.* 高声地,大声地;吵闹地 (25)
understand /ˌʌndəˈstænd/ *v.* (understood/understood)懂得;理解 (25)

微信公众号：电子课本大全

cartoon /kɑ:'tu:n/ *n.* 动画片;漫画 (25)
Canadian /kə'neɪdɪən/ *adj.* 加拿大(人)的 *n.* 加拿大人 (25)
Alicia /ə'lɪʃɪə/ 艾丽西娅(人名) (26)
Russia /'rʌʃə/ 俄罗斯(地名) (26)
reply /rɪ'plaɪ/ *n.* & *v.* 回答;答复 (26)
competition /ˌkɒmpɪ'tɪʃən/ *n.* 比赛;竞赛 (26)
proud /praʊd/ *adj.* 自豪的;引以为荣的 (26)
such /sʌtʃ/ *adj.* 那么的;这样的 (26)
letter /'letə/ *n.* 字母 (27)
exactly /ɪg'zæktlɪ/ *adv.* 确切地;精确地 (27)
fact /fækt/ *n.* 事实;真实的事物 (27)
sentence /'sentəns/ *n.* 句子 (27)
quick /kwɪk/ *adj.* 快的;迅速的 (27)
fox /fɒks/ *n.* 狐狸 (27)
lazy /'leɪzɪ/ *adj.* 懒惰的 (27)
forwards /'fɔ:wədz/ (=forward/'fɔ:wəd/) *adv.* 向前 (27)
backwards /'bækwədz/ (=backward/'bækwəd/) *adv.* 向后;倒 (27)
therein /ˌðeər'ɪn/ *adv.* 在那里;在其中 (27)
even /'i:vn/ *adv.* 甚至;还;其实 (27)
dig /dɪg/ *v.* (dug/dug)挖;掘 (27)
Teresa /tə'ri:zə/ 特里萨(人名) (28)
Hong Kong /hɒŋ kɒŋ/ 香港 (28)
storybook /'stɔ:rɪbʊk/ *n.* 故事书 (28)
magazine /ˌmægə'zi:n/ *n.* 杂志 (28)
newspaper /'nju:zpeɪpə/ *n.* 报纸 (28)
mistake /mɪ'steɪk/ *n.* 错误 (28)
silly /'sɪlɪ/ *adj.* 愚蠢的;傻的 (28)
Susan /'su:zən/ 苏姗(人名) (28)
oops /ʊps/ *int.* 哎哟;啊呀(摔倒或出小差错时的用语) (28)
article /'ɑ:tɪkl/ *n.* 文章 (29)
opportunity /ˌɒpə'tju:nətɪ/ *n.* 机会 (29)
knowledge /'nɒlɪdʒ/ *n.* 知识;学问 (29)
communicate /kə'mju:nɪkeɪt/ *v.* 交流 (29)
connect /kə'nekt/ *v.* 连接;联结 (29)
pal /pæl/ *n.* 伙伴;朋友 (30)
Jessica /'dʒesɪkə/ 杰西卡(人名) (30)
introduce /ˌɪntrə'dju:s/ *v.* 介绍 (30)

Unit 6

strange /streɪndʒ/ *adj.* 奇怪的;奇特的;不熟悉的 (31)
notice /'nəʊtɪs/ *v.* 注意到;看到 *n.* 布告;启事 (31)
wild /waɪld/ *adj.* 怪异的;荒诞的;野生的 (31)
wake /weɪk/ *v.* (woke/woken)醒 (31)
surprised /sə'praɪzd/ *adj.* 感到惊讶的 (31)
become /bɪ'kʌm/ *v.* (became/become)变得;成为 (31)
dark /dɑ:k/ *adj.* & *n.* 黑暗(的) (31)
ski /ski:/ *v.* 滑雪 (31)
snowball /'snəʊbɔ:l/ *n.* 雪球 (31)
research /rɪ'sɜ:tʃ/ *n.* & *v.* 研究;调查 (32)
website /'websaɪt/ *n.* 网站 (32)
hill /hɪl/ *n.* 山丘;小山 (32)
ice /aɪs/ *n.* 冰 (32)
snowman /'snəʊmæn/ *n.* 雪人 (32)
clear /klɪə/ *adj.* 晴朗的;明亮的;清澈的 (32)
temperature /'temprətʃə/ *n.* 温度 (33)
pie /paɪ/ *n.* 馅饼 (33)
clap /klæp/ *v.* & *n.* 拍手;鼓掌 (33)
happily /'hæpɪlɪ/ *adv.* 幸福地;满足地 (33)
maple /'meɪpl/ *n.* 枫树 (34)
syrup /'sɪrəp/ *n.* 糖浆 (34)
goose /gu:s/ *n.* (*pl.* geese) (加拿大)雁;鹅 (34)
honk /hɒŋk/ *n.* 鹅(雁)声;汽车喇叭声 (34)
cloud /klaʊd/ *n.* 云 (34)
wet /wet/ *adj.* 湿的 (34)
surfing /'sɜ:fɪŋ/ *n.* 冲浪运动 (35)
mate /meɪt/ *n.* 朋友;伙伴 (35)
Aaron /'eərən/ 艾伦(人名) (35)
reach /ri:tʃ/ *v.* 到达;达到 (35)
degree /dɪ'gri:/ *n.* 度数,度 (35)
sea /si:/ *n.* 海洋,海 (35)
surfboard /'sɜ:fbɔ:d/ *n.* 冲浪板 (35)
popular /'pɒpjʊlə/ *adj.* 流行的;普及的 (35)

微信公众号:电子课本大全

surfer /ˈsɜːfə/ *n.* 冲浪者 (35)
everywhere /ˈevrɪweə/ *adv.* 到处;处处 (36)
strawberry /ˈstrɔːbərɪ/ *n.* 草莓 (36)

Unit 7

truth /truːθ/ *n.* 真相;真实 (37)
decide /dɪˈsaɪd/ *v.* 决定;作出判断 (37)
change /tʃeɪndʒ/ *v.* & *n.* 改变 (37)
habit /ˈhæbɪt/ *n.* 习惯;行为 (37)
usual /ˈjuːʒʊəl/ *adj.* 通常的 (37)
health /helθ/ *n.* 健康;健康状态 (37)
saying /ˈseɪɪŋ/ *n.* 俗语;谚语 (37)
awful /ˈɔːfʊl/ *adj.* 可怕的 (37)
remember /rɪˈmembə/ *v.* 记得;记起 (38)
information /ˌɪnfəˈmeɪʃn/ *n.* 信息 (38)
keep /kiːp/ *v.* (kept/kept)保持;保留 (38)
brain /breɪn/ *n.* 脑;头脑 (38)
ping-pong /ˈpɪŋpɒŋ/ *n.* 乒乓球 (38)
success /səkˈses/ *n.* 成功;胜利 (39)
event /ɪˈvent/ *n.* 竞赛项目;大事 (39)
throw /θrəʊ/ *v.* (threw/thrown)投,掷;扔 (39)
winner /ˈwɪnə/ *n.* 获胜者;优胜者 (39)
teammate /ˈtiːmmeɪt/ *n.* 队友 (39)
Ben /ben/ 本(人名) (40)
Tim /tɪm/ 蒂姆(人名) (40)
outdoors /ˌaʊtˈdɔːz/ *adv.* 在户外 (40)
weight /weɪt/ *n.* 重量 (40)
couch /kaʊtʃ/ *n.* 睡椅;长沙发椅 (40)
air /eə/ *n.* 空气;天空 (40)
lucky /ˈlʌkɪ/ *adj.* 幸运的;侥幸的 (40)
side /saɪd/ *n.* 边;侧边 (40)
Dena Morin /ˈdiːnə ˈmɔːrɪn/ 迪娜·莫林(人名) (41)
nation /ˈneɪʃn/ *n.* 国家;民族 (41)
hunt /hʌnt/ *v.* 打猎;搜索 (41)
spend /spend/ *v.* (spent/spent)用(钱);花(钱) (41)
natural /ˈnætʃrəl/ *adj.* 自然的;天然的 (41)
pow-wow /ˈpaʊwaʊ/ *n.* 帕瓦(北美原住民族一种歌舞庆典) (41)
step /step/ *n.* 步骤;脚步 (42)
towards /təˈwɔːdz/ *prep.* 向;朝向 (42)
brush /brʌʃ/ *v.* 刷
n. 刷子 (42)
tooth /tuːθ/ *n.* (*pl.* teeth) 牙齿 (42)
organized /ˈɔːgənaɪzd/ *adj.* 做事有条理的;有组织的 (42)
mess /mes/ *n.* 杂乱;肮脏 (42)
develop /dɪˈveləp/ *v.* 发展;使形成;培育 (42)

Unit 8

final /ˈfaɪnəl/ *adj.* 最后的;最终的 (43)
exam /ɪgˈzæm/ *n.* 考试;检查 (43)
tennis /ˈtenɪs/ *n.* 网球 (43)
rights /raɪts/ *n.* 权益;权利 (44)
care /keə/ *n.* 照料;保护;小心
v. 关心;照料 (44)
pet /pet/ *n.* 宠物 (44)
puppy /ˈpʌpɪ/ *n.* 小狗,幼犬 (44)
rocket /ˈrɒkɪt/ *n.* 火箭(文中指狗名) (44)
alone /əˈləʊn/ *adj.* & *adv.* 独自(的) (44)
field /fiːld/ *n.* 旷野;地方;领域 (44)
luckily /ˈlʌkɪlɪ/ *adv.* 幸运地;有好运地 (44)
baseball /ˈbeɪsbɔːl/ *n.* 棒球 (45)
snack /snæk/ *n.* 点心;小吃 (45)
pop /pɒp/ *n.* 汽水 (45)
if /ɪf/ *conj.* 如果;假若 (45)
ever /ˈevə/ *adv.* 曾经;究竟;到底 (45)
root /ruːt/ *n.* & *v.* 加油 (45)
toot /tuːt/ *n.* 嘟嘟(喇叭声) (45)
shame /ʃeɪm/ *n.* 羞愧;惭愧 (45)
noon /nuːn/ *n.* 中午 (46)
hamburger /ˈhæmbɜːgə/ *n.* 汉堡包 (46)
nature /ˈneɪtʃə/ *n.* 大自然 (46)
wish /wɪʃ/ *v.* & *n.* 希望 (46)
Germany /ˈdʒɜːmənɪ/ 德国(地名) (47)
university /ˌjuːnɪˈvɜːsətɪ/ *n.* 大学 (47)
organize /ˈɔːgənaɪz/ *v.* 组织 (48)
camp /kæmp/ *n.* 露营;营地 (48)
share /ʃeə/ *v.* 分享;合用 (48)

微信公众号:电子课本大全

Vocabulary (II)

【注】 本词汇表中的黑体词为要求掌握的词汇；其余单词为接触词汇。

A

Aaron /ˈeərən/ 艾伦(人名) (35)
act /ækt/ *v.* & *n.* 行动;扮演 (20)
active /ˈæktɪv/ *adj.* 积极的;活跃的 (21)
activity /ækˈtɪvətɪ/ *n.* 活动 (19)
actually /ˈæktʃʊəlɪ/ *adv.* 的确;真实地 (22)
add /æd/ *v.* 加;增加;添加 (21)
age /eɪdʒ/ *n.* 年龄 (8)
ago /əˈgəʊ/ *adv.* 前;以前 (9)
air /eə/ *n.* 空气;天空 (40)
Alicia /əˈlɪʃɪə/ 艾丽西娅(人名) (26)
alive /əˈlaɪv/ *adj.* 活着的;有活力的 (12)
alone /əˈləʊn/ *adj.* & *adv.* 独自(的) (44)
along /əˈlɒŋ/ *prep.* 沿着…… (2)
amazing /əˈmeɪzɪŋ/ *adj.* 惊奇的;惊人的 (5)
ancient /ˈeɪnʃənt/ *adj.* 古代的;古老的 (3)
another /əˈnʌðə/ *adj.* 另外的;又一
pron. 另一个 (5)
anyone /ˈenɪwʌn/ *pron.* 任何人;无论谁 (12)
anything /ˈenɪθɪŋ/ *pron.* 任何事物;某事 (23)
anywhere /ˈenɪweə/ *adv.* 任何地方;无论何处 (7)
army /ˈɑːmɪ/ *n.* 军队;陆军 (9)
arrive /əˈraɪv/ *v.* 到达,抵达 (2)
article /ˈɑːtɪkl/ *n.* 文章 (29)
Asia /ˈeɪʃə/ *n.* 亚洲 (8)
awful /ˈɔːfʊl/ *adj.* 可怕的 (37)

B

backwards /ˈbækwədz/ (=backward/ˈbækwəd/) *adv.* 向后;倒 (27)
baseball /ˈbeɪsbɔːl/ *n.* 棒球 (45)
become /bɪˈkʌm/ *v.* (became/become) 变得;成为 (31)
believe /bɪˈliːv/ *v.* 相信 (5)
bell /bel/ *n.* 钟;铃 (3)
Ben /ben/ 本(人名) (40)
bingo /ˈbɪŋgəʊ/ *n.* 宾戈游戏 (19)
blog /blɒg/ *n.* 博客(网络电子日志) (12)
bookworm /ˈbʊkwɜːm/ *n.* 书迷;书虫 (23)
bored /bɔːd/ *adj.* 无聊的;无趣的 (21)
both /bəʊθ/ *adj.* & *pron.* 二者(的) (19)
brain /breɪn/ *n.* 脑;头脑 (38)
bridge /brɪdʒ/ *n.* 桥梁 (4)
brush /brʌʃ/ *v.* 刷
n. 刷子 (42)
build /bɪld/ *v.* (built/built) 修建;建造 (9)
building /ˈbɪldɪŋ/ *n.* 建筑物 (6)

C

camel /ˈkæməl/ *n.* 骆驼 (5)
camp /kæmp/ *n.* 露营;营地 (48)
Canadian /kəˈneɪdɪən/ *adj.* 加拿大(人)的
n. 加拿大人 (25)
care /keə/ *n.* 照料;保护;小心
v. 关心;照料 (44)
cartoon /kɑːˈtuːn/ *n.* 动画片;漫画 (25)
cave /keɪv/ *n.* 洞窟;山洞 (5)
challenge /ˈtʃælɪndʒ/ *n.* & *v.* 挑战 (20)
chance /tʃɑːns/ *n.* 机会;运气 (1)
change /tʃeɪndʒ/ *v.* & *n.* 改变 (37)
cheese /tʃiːz/ *n.* 干酪;奶酪 (4)
chess /tʃes/ *n.* 国际象棋 (19)
circle /ˈsɜːkl/ *v.* 圈出
n. 圆 (21)
clap /klæp/ *v.* & *n.* 拍手;鼓掌 (33)
clay /kleɪ/ *n.* 黏土 (9)
clear /klɪə/ *adj.* 晴朗的;明亮的;清澈的 (32)
clothing /ˈkləʊðɪŋ/ *n.* 衣物 (6)
cloud /klaʊd/ *n.* 云 (34)
club /klʌb/ *n.* 俱乐部;社团 (19)
coal /kəʊl/ *n.* 煤 (8)
comfortable /ˈkʌmftəbl/ *adj.* 舒服的 (18)
communicate /kəˈmjuːnɪkeɪt/ *v.* 交流 (29)
competition /ˌkɒmpɪˈtɪʃən/ *n.* 比赛;竞赛 (26)
connect /kəˈnekt/ *v.* 连接;联结 (29)
cooking /ˈkʊkɪŋ/ *n.* 烹调 (22)
couch /kaʊtʃ/ *n.* 睡椅;长沙发椅 (40)
could /kʊd/ *v. aux.* 能;可能 (25)
cross /krɒs/ *v.* 横跨;横穿 (4)
culture /ˈkʌltʃə/ *n.* 文化 (2)

微信公众号：电子课本大全

D

dancer /ˈdɑːnsə/ *n.* 跳舞的人 (10)
dark /dɑːk/ *adj.* & *n.* 黑暗(的) (31)
decide /dɪˈsaɪd/ *v.* 决定;作出判断 (37)
degree /dɪˈgriː/ *n.* 度数,度 (35)
Dena Morin/ˈdiːnə ˈmɔːrɪn/ 迪娜·莫林(人名) (41)
describe /dɪˈskraɪb/ *v.* 描写;描述 (9)
desert /ˈdezət/ *n.* 沙漠;荒漠 (9)
develop /dɪˈveləp/ *v.* 发展;使形成;培育 (42)
diary /ˈdaɪərɪ/ *n.* 日记;日志 (6)
difference /ˈdɪfrəns/ *n.* 差异;差别 (15)
dig /dɪg/ *v.* (dug/dug)挖;掘 (27)
discover /dɪsˈkʌvə/ *v.* 发现;了解 (8)
dish /dɪʃ/ *n.* 菜肴;盘,碟 (3)
Dora /ˈdɔːrə/ 多拉(人名) (11)
drop /drɒp/ *v.* 放弃;停止 (15)
drum /drʌm/ *n.* 鼓 (3)

E

Edmonton /ˈedməntən/ 埃德蒙顿(加拿大西南部城市,阿尔伯塔省省会) (14)
education /ˌedjʊˈkeɪʃn/ *n.* 教育 (15)
end /end/ *n.* 最后;末端 (11)
enjoy /ɪnˈdʒɔɪ/ *v.* 喜欢;享受……乐趣 (3)
especially /ɪˈspeʃəlɪ/ *adv.* 尤其;特别 (11)
Europe /ˈjʊərəp/ *n.* 欧洲 (8)
even /ˈiːvn/ *adv.* 甚至;还;其实 (27)
event /ɪˈvent/ *n.* 竞赛项目;大事 (39)
ever /ˈevə/ *adv.* 曾经;究竟;到底 (45)
everybody /ˈevrɪbɒdɪ/ *pron.* 每人;人人 (24)
everywhere /ˈevrɪweə/ *adv.* 到处;处处 (36)
exactly /ɪgˈzæktlɪ/ *adv.* 确切地;精确地 (27)
exam /ɪgˈzæm/ *n.* 考试;检查 (43)
example /ɪgˈzɑːmpl/ *n.* 例如;范例 (21)
exciting /ɪkˈsaɪtɪŋ/ *adj.* 使人激动的 (2)
expensive /ɪkˈspensɪv/ *adj.* 昂贵的 (23)
experience /ɪkˈspɪərɪəns/ *v.* & *n.* 体验;经历;经验 (12)

F

fact /fækt/ *n.* 事实;真实的事物 (27)
fair /feə/ *n.* 展览会 (14)
fall /fɔːl/ *v.* (fell/fallen)落下,跌倒 (5)
few /fjuː/ *adj.* 少数的,很少的 (6)
field /fiːld/ *n.* 旷野;地方;领域 (44)
final /ˈfaɪnəl/ *adj.* 最后的;最终的 (43)
finish /ˈfɪnɪʃ/ *v.* 完成;结束 (13)
fire /ˈfaɪə/ *n.* 火;火灾 (16)
following /ˈfɒləʊɪŋ/ *adj.* 接着的;下述的 (21)
foreign /ˈfɒrən/ *adj.* 外国的 (25)
forwards /ˈfɔːwədz/ (=forward/ˈfɔːwəd/) *adv.* 向前 (27)
fox /fɒks/ *n.* 狐狸 (27)
free /friː/ *adj.* 空闲的;自由的 (21)
future /ˈfjuːtʃə/ *n.* 未来 (15)

G

Germany /ˈdʒɜːmənɪ/ 德国(地名) (47)
goods /gʊdz/ *n.* 商品;物品 (8)
goose /guːs/ *n.* (*pl.* geese) (加拿大)雁;鹅 (34)
grade /greɪd/ *n.* 年级 (14)
Greenwood /ˈgriːnwʊd/ Middle School 格林伍德中学 (14)
grocery /ˈgrəʊsərɪ/ *n.* 杂货 (23)
group /gruːp/ *n.* 群;组;团体 (4)
guide /gaɪd/ *n.* 导游;向导 (3)
guitar /gɪˈtɑː/ *n.* 吉他 (14)

H

hand-made /ˌhændˈmeɪd/ *adj.* 手工的 (11)
habit /ˈhæbɪt/ *n.* 习惯;行为 (37)
hamburger /ˈhæmbɜːgə/ *n.* 汉堡包 (46)
happen /ˈhæpən/ *v.* 发生 (16)
happily /ˈhæpɪlɪ/ *adv.* 幸福地;满足地 (33)
health /helθ/ *n.* 健康;健康状态 (37)
helpful /ˈhelpfl/ *adj.* 有用的;有帮助的 (18)
hill /hɪl/ *n.* 山丘;小山 (32)
hit /hɪt/ *v.* (hit/hit)击,击中 (3)
hold /həʊld/ *v.* (held/held)举行;拿着 (6)
Hong Kong /hɒŋ kɒŋ/ 香港 (28)
honk /hɒŋk/ *n.* 鹅(雁)声;汽车喇叭声 (34)
housework /ˈhaʊswɜːk/ *n.* 家务劳动 (22)
hunt /hʌnt/ *v.* 打猎;搜索 (41)
hurry /ˈhʌrɪ/ *n.* & *v.* 赶紧;匆忙 (22)

I

ice /aɪs/ *n.* 冰 (32)

微信公众号：电子课本大全

if /ɪf/ *conj.* 如果;假若 (45)
important /ɪm'pɔ:tənt/ *adj.* 重要的 (9)
improve /ɪm'pru:v/ *v.* 提高;改善 (20)
information /ˌɪnfə'meɪʃn/ *n.* 信息 (38)
instrument /'ɪnstrʊmənt/ *n.* 乐器;仪器 (6)
interest /'ɪntrɪst/ *n.* 兴趣 (7)
Internet /'ɪntənet/ *n.* 因特网 (22)
introduce /ˌɪntrə'dju:s/ *v.* 介绍 (30)
invent /ɪn'vent/ *v.* 发明;创造 (8)
Italy /'ɪtəlɪ/ 意大利(地名) (8)

J

Jason Glen /'dʒeɪsn glen/ 杰森·格伦(人名) (16)
Jessica /'dʒesɪkə/ 杰西卡(人名) (30)
join /dʒɔɪn/ *v.* 参加 (20)
joke /dʒəʊk/ *n.* & *v.* (开)玩笑 (7)
journey /'dʒɜ:nɪ/ *n.* 旅行;旅程 (8)

K

keep /ki:p/ *v.* (kept/kept)保持;保留 (38)
kilometre /'kɪləmi:tə/ *n.* 千米,公里 (2)
king /kɪŋ/ *n.* 国王 (8)
knowledge /'nɒlɪdʒ/ *n.* 知识;学问 (29)

L

last /lɑ:st/ *adj.* 最后的;上一个 (6)
lazy /'leɪzɪ/ *adj.* 懒惰的 (27)
lead /li:d/ *v.* (led/led)带领;指路 (1)
leave /li:v/ *v.* (left/left)动身;出发;离开 (2)
letter /'letə/ *n.* 字母 (27)
level /'levl/ *n.* 水平;标准;质量 (20)
life /laɪf/ *n.* 生活 (13)
Lily /'lɪlɪ/ 莉莉(人名) (9)
lose /lu:z/ *v.* (lost/lost)失去;失败 (16)
loudly /'laʊdlɪ/ *adv.* 高声地,大声地;吵闹地 (25)
luckily /'lʌkɪlɪ/ *adv.* 幸运地;有好运地 (44)
lucky /'lʌkɪ/ *adj.* 幸运的;侥幸的 (40)

M

magazine /ˌmægə'zi:n/ *n.* 杂志 (28)
main /meɪn/ *adj.* 主要的 (5)
maple /'meɪpl/ *n.* 枫树 (34)
Marco Polo /'mɑ:kəʊ 'pəʊləʊ/ 马可·波罗(十四世纪意大利商人、旅行家) (5)
Martin /'mɑ:tɪn/ 马丁(姓氏) (1)
mate /meɪt/ *n.* 朋友;伙伴 (35)
meeting /'mi:tɪŋ/ *n.* 聚会;会议 (20)
mess /mes/ *n.* 杂乱;肮脏 (42)
middle /'mɪdl/ *adj.* 中等的 (14)
mind /maɪnd/ *n.* 头脑;思想 (21)
mistake /mɪ'steɪk/ *n.* 错误 (28)
Monica /'mɒnɪkə/ 莫妮卡(人名) (11)
more /mɔ:/ *adj.* & *pron.* (much/many 的比较级)更多,较多 (9)
move /mu:v/ *v.* 移动;搬动 (3)
must /mʌst/ *v. aux.* 必须;应当 (21)
myself /maɪ'self/ *pron.* 我自己 (13)

N

nation /'neɪʃn/ *n.* 国家;民族 (41)
natural /'nætʃrəl/ *adj.* 自然的;天然的 (41)
nature /'neɪtʃə/ *n.* 大自然 (46)
nervous /'nɜ:vəs/ *adj.* 紧张的;不安的 (18)
nest /nest/ *n.* (鸟的)窝,巢 (6)
never /'nevə/ *adv.* 从来没有;决不 (15)
news /nju:z/ *n.* 新闻,消息 (1)
newspaper /'nju:zpeɪpə/ *n.* 报纸 (28)
noon /nu:n/ *n.* 中午 (46)
note /nəʊt/ *n.* 便笺;笔记 (1)
nothing /'nʌθɪŋ/ *n.* & *pron.* 无事;无物 (19)
notice /'nəʊtɪs/ *v.* 注意到;看到
n. 布告;启事 (31)

O

Olympics /ə'lɪmpɪks/ *n.* 奥林匹克竞赛;奥运会 (6)
once /wʌns/ *adv.* 从前;一度;一次 (11)
online /ˌɒn'laɪn/ *adj.* 在线的;联网的 (11)
onto /'ɒntʊ/ *prep.* 到……上面 (5)
oops /ʊps/ *int.* 哎哟;啊呀(摔倒或出小差错时的用语) (28)
opportunity /ˌɒpə'tju:nətɪ/ *n.* 机会 (29)
organize /'ɔ:gənaɪz/ *v.* 组织 (48)
organized /'ɔ:gənaɪzd/ *adj.* 做事有条理的;有组织的 (42)
other /'ʌðə/ *adj.* 别的;其他的 (8)
outdoors /ˌaʊt'dɔ:z/ *adv.* 在户外 (40)
own /əʊn/ *adj.* 自己的 (12)

P

pal /pæl/ *n.* 伙伴;朋友 (30)

微信公众号:电子课本大全

Paul /pɔ:l/ 保罗(人名) (11)
pet /pet/ *n.* 宠物 (44)
phone /fəʊn/ *n.* 电话
v. 打电话 (23)
pie /paɪ/ *n.* 馅饼 (33)
piece /pi:s/ *n.* 张;片 (17)
ping-pong /ˈpɪŋpɒŋ/ *n.* 乒乓球 (38)
pit /pɪt/ *n.* 坑,深坑;陷阱 (3)
pool /pu:l/ *n.* 小池;水塘 (20)
pop /pɒp/ *n.* 汽水 (45)
popular /ˈpɒpjʊlə/ *adj.* 流行的;普及的 (35)
possible /ˈpɒsəbl/ *adj.* 可能的 (15)
pow-wow /ˈpaʊwaʊ/ *n.* 帕瓦(北美原住民族一种歌舞庆典) (41)
practice /ˈpræktɪs/ *n.* & *v.* 练习 (19)
print /prɪnt/ *v.* 印图案于;印刷 (14)
prize /praɪz/ *n.* 奖品;奖赏 (17)
product /ˈprɒdʌkt/ *n.* 产品;结果 (11)
project /ˈprɒdʒekt/ *n.* 课题;计划 (7)
proud /praʊd/ *adj.* 自豪的;引以为荣的 (26)
puppy /ˈpʌpɪ/ *n.* 小狗,幼犬 (44)

Q

quick /kwɪk/ *adj.* 快的;迅速的 (27)
quietly /ˈkwaɪətlɪ/ *adv.* 安静地;平静地 (21)
quite /kwaɪt/ *adv.* 非常;十分 (18)

R

raise /reɪz/ *v.* 筹募(钱财) (16)
reach /ri:tʃ/ *v.* 到达;达到 (35)
realize /ˈrɪəlaɪz/ *v.* 认识到;实现 (10)
relax /rɪˈlæks / *v.* 放松;休息 (21)
relaxed /rɪˈlækst/ *adj.* 轻松的;放松的 (18)
remember /rɪˈmembə/ *v.* 记得;记起 (38)
reply /rɪˈplaɪ/ *n.* & *v.* 回答;答复 (26)
research /rɪˈsɜ:tʃ/ *n.* & *v.* 研究;调查 (32)
rich /rɪtʃ/ *adj.* 丰富的;富有的 (10)
rights /raɪts/ *n.* 权利;权益 (44)
ring /rɪŋ/ *v.* (rang/rung)敲(钟);打电话;按(铃);鸣;响 (3)
Riverside/ˈrɪvəsaɪd/ High School 河畔中学 (16)
road /rəʊd/ *n.* 路,公路 (1)
rocket /ˈrɒkɪt/ *n.* 火箭(文中指狗名) (44)
role /rəʊl/ *n.* 职能;角色 (20)
root /ru:t/ *n.* & *v.* 加油 (45)
Russia /ˈrʌʃə/ 俄罗斯(地名) (26)

S

safe /seɪf/ *adj.* 安全的 (5)
sand /sænd/ *n.* 沙;沙地 (5)
saying /ˈseɪɪŋ/ *n.* 俗语;谚语 (37)
score /skɔ:/ *n.* 得分 (21)
sea /si:/ *n.* 海洋,海 (35)
send /send/ *v.* (sent/sent)送;寄 (1)
sentence /ˈsentəns/ *n.* 句子 (27)
shame /ʃeɪm/ *n.* 羞愧;惭愧 (45)
shape /ʃeɪp/ *n.* 样子;形状 (20)
share /ʃeə/ *v.* 分享;合用 (48)
shop /ʃɒp/ *n.* 手工艺课 (13)
should /ʃʊd/ *v. aux.* 应该;将要 (12)
side /saɪd/ *n.* 边;侧边 (40)
sign /saɪn/ *n.* 招牌;记号 (3)
silk /sɪlk/ *n.* 丝;丝绸 (1)
silk worm 蚕 (14)
silly /ˈsɪlɪ/ *adj.* 愚蠢的;傻的 (28)
sir /sɜ:/ *n.* 先生;老师 (5)
ski /ski:/ *v.* 滑雪 (31)
skill /skɪl/ *n.* 技能;技巧 (20)
snack /snæk/ *n.* 点心;小吃 (45)
snowball /ˈsnəʊbɔ:l/ *n.* 雪球 (31)
snowman /ˈsnəʊmæn/ *n.* 雪人 (32)
social /ˈsəʊʃl/ *adj.* 社会的 (13)
soldier /ˈsəʊldʒə/ *n.* 战士,士兵 (9)
someday /ˈsʌmdeɪ/ *adv.* 将来有一天 (6)
somewhere /ˈsʌmweə/ *adv.* 在某处 (22)
special /ˈspeʃl/ *adj.* 特殊的;特别的 (2)
spend /spend/ *v.* (spent/spent)用(钱);花(钱) (41)
start /stɑ:t/ *v.* 开始;出发 (13)
step /step/ *n.* 步骤;脚步 (42)
Steven /ˈsti:vn/ 史蒂文(人名) (19)
still /stɪl/ *adv.* 还,仍旧 (7)
adj. 不动的;静止的 (22)
storybook /ˈstɔ:rɪbʊk/ *n.* 故事书 (28)
strange /streɪndʒ/ *adj.* 奇怪的;奇特的;不熟悉的 (31)
strawberry /ˈstrɔ:bərɪ/ *n.* 草莓 (36)
success /səkˈses/ *n.* 成功;胜利 (39)
such /sʌtʃ/ *adj.* 那么的;这样的 (26)
suggestion /səˈdʒestʃən/ *n.* 建议 (12)
supper /ˈsʌpə/ *n.* 晚餐 (11)
surf /sɜ:f/ *v.* 冲浪 (22)

微信公众号：电子课本大全

surfboard /ˈsɜːfbɔːd/ *n.* 冲浪板 (35)
surfer /ˈsɜːfə/ *n.* 冲浪者 (35)
surfing /ˈsɜːfɪŋ/ *n.* 冲浪运动 (35)
surprised /səˈpraɪzd/ *adj.* 感到惊讶的 (31)
Susan /ˈsuːzən/ 苏姗(人名) (28)
syrup /ˈsɪrəp/ *n.* 糖浆 (34)

T

taste /teɪst/ *v.* 尝起来;品尝;体验 (11)
teach /tiːtʃ/ *v.* (taught/taught)教;讲授 (18)
team /tiːm/ *n.* 队;组 (20)
teammate /ˈtiːmmeɪt/ *n.* 队友 (39)
temperature /ˈtemprətʃə/ *n.* 温度 (33)
tennis /ˈtenɪs/ *n.* 网球 (43)
Teresa /təˈriːzə/ 特里萨(人名) (28)
term /tɜːm/ *n.* 学期 (13)
Terra Cotta Warrior /ˈterə ˈkɒtə ˈwɔːrɪə/ 兵马俑 (2)
terrible /ˈterəbl/ *adj.* 可怕的;非常严重的 (16)
therein /ˌðeərˈɪn/ *adv.* 在那里;在其中 (27)
thinking /ˈθɪŋkɪŋ/ *adj.* 思想的;理性的 (20)
thousand /ˈθaʊzənd/ *num.* 千 (6)
throw /θrəʊ/ *v.* (threw/thrown)投,掷;扔 (39)
Tim /tɪm/ 蒂姆(人名) (40)
tool /tuːl/ *n.* 工具;用具 (9)
toot /tuːt/ *n.* 嘟嘟(喇叭声) (45)
tooth /tuːθ/ *n.* (*pl.* teeth)牙齿 (42)
tour /tʊə/ *n.* & *v.* 旅游;游行 (3)
towards /təˈwɔːdz/ *prep.* 向;朝向 (42)
treasure /ˈtreʒə/ *n.* 宝物;财富 (11)
trip /trɪp/ *n.* 旅行,旅程 (1)
true /truː/ *adj.* 真实的;真正的;正确的 (11)
truth /truːθ/ *n.* 真相;真实 (37)
twice /twaɪs/ *adv.* 两次;两倍 (13)
type /taɪp/ *n.* 类型;种类 (21)

U

understand /ˌʌndəˈstænd/ *v.* (understood/understood)懂得;理解 (25)
university /ˌjuːnɪˈvɜːsətɪ/ *n.* 大学 (47)
useful /ˈjuːsfl/ *adj.* 有用的;有益的 (20)
usual /ˈjuːʒʊəl/ *adj.* 通常的 (37)

V

video /ˈvɪdɪəʊ/ *n.* 录像;视频 (17)
village /ˈvɪlɪdʒ/ *n.* 村庄,乡村 (15)
violin /ˌvaɪəˈlɪn/ *n.* 小提琴 (10)
visitor /ˈvɪzɪtə/ *n.* 参观者 (17)
volleyball /ˈvɒlɪbɔːl/ *n.* 排球;排球运动 (19)
volunteer /ˌvɒlənˈtɪə(r)/ *v.* 自愿帮助 *n.* 志愿者 (19)

W

wake /weɪk/ *v.* (woke/woken)醒 (31)
website /ˈwebsaɪt/ *n.* 网站 (32)
weight /weɪt/ *n.* 重量 (40)
western /ˈwestən/ *adj.* 西方的;西式的 (10)
wet /wet/ *adj.* 湿的 (34)
which /wɪtʃ/ *adj.* &. *pron.* 哪(那)一个 (21)
wide /waɪd/ *adj.* 宽的;广泛的 (4)
wild /waɪld/ *adj.* 怪异的;荒诞的;野生的 (31)
Wild Goose Pagoda /waɪld ɡuːs pəˈɡəʊdə/ 大雁塔 (3)
win /wɪn/ *v.* (won/won)赢得;获胜 (13)
winner /ˈwɪnə/ *n.* 获胜者;优胜者 (39)
wish /wɪʃ/ *v.* & *n.* 希望 (46)
without /wɪˈðaʊt/ *prep.* 没有;不用 (21)
wood /wʊd/ *n.* 木头;木材 (14)
worm /wɜːm/ *n.* 蠕虫 (14)
worth /wɜːθ/ *adj.* 值得(做某事);有价值的 (11)

Y

yay /jeɪ/ *int.* 哇(因高兴而欢呼) (5)
yeah /jeə/ *int.* (口语)是;对 (13)
yourself /jɔːˈself/ *pron.* 你自己 (15)
yum /jʌm/ *int.* 好吃;味道或气味非常好 (12)
yummy /ˈjʌmɪ/ *adj.* 好吃的;美味的 (24)

微信公众号：电子课本大全

Structures and Expressions

Unit 1

guess what	猜猜看;你猜怎么着	(1)
learn about	学习;了解	(1)
How far is it from…to…?	从……到……多远?	(2)
climb up	爬上;攀登	(3)
No photos!	禁止拍照!	(3)
go for a walk	散步	(4)
take a picture	照相	(4)
take a tour	参观;旅游	(5)
be famous as	作为……而出名	(5)
on one's way to	某人在去……的路上	(5)
fall off	跌落;下降;减少;离开	(5)
all right	可以的;好的	(5)
a few	一些;几个	(6)
thousands of	数以千计的;许多的	(6)

Unit 2

places of interest	名胜古迹	(7)
talk about	谈论	(7)
make a joke	开玩笑;讲笑话	(7)
work on	从事于……;努力改善或完成	(7)
at the age of…	在……岁时	(8)
be new to	对……陌生	(8)
try one's best	尽力	(9)
a long time ago	很久以前	(9)
Well done.	做得好。	(9)
a little bit	一点点	(9)
make…from…	用……制作	(9)
think about	考虑	(10)
can't wait to do	迫不及待要做某事	(10)

微信公众号：电子课本大全

play music	演奏音乐	(10)
I hope so.	我希望如此。	(10)
take part in	参加,参与	(10)
get back	回来	(12)

Unit 3

How is…going?	……怎么样?	(13)
sports meet	运动会	(13)
twice a week/year	一周/年两次	(13)
long/high jump	跳远/跳高	(13)
be good at	擅长	(13)
social studies	社会科学	(13)
by oneself	独立地;单独	(13)
on one's own	单独;独自	(14)
make a difference	有作用;有影响	(15)
give up	放弃	(15)
drop out of school	退学;辍学	(15)
in the future	将来	(15)
come up with	想出;提出(主意、答案等)	(16)
car wash	洗车(筹款)	(16)
cookie sale	卖饼干(筹款)	(16)
win first prize	赢得一等奖	(17)
be interested in…	对……感兴趣	(17)
a piece of	一片/张	(17)
different kinds of	不同种类的	(17)
move from…to…	从……移动到……	(18)

Unit 4

come over	过来;来访	(19)
do well in…	在……方面做得好	(19)
make friends	交朋友	(20)
at the same time	同时	(20)
enjoy doing…	享受……;喜欢……	(20)
stay in shape	保持体形	(20)

微信公众号:电子课本大全

add up…	把……加起来	(21)
in one's free time	在某人的闲暇时间	(21)
play an instrument	弹奏乐器	(21)
go on a trip	旅游;游玩	(21)
for example	例如	(21)
have lunch	吃午饭	(22)
in a hurry to do…	匆忙做……	(22)
surf the Internet	网上冲浪;浏览因特网	(22)
help…with…	帮助……做……	(22)
I would love…	我想……	(22)
on the phone	在通电话	(23)
have a great/good weekend	周末玩得愉快	(24)
take a bus	乘公共汽车	(24)
It's…away from…	从……到……有多长时间(或多远距离)。	(24)

Unit 5

have a good talk	谈得很好	(25)
Good for you!	干得好! 好样的!	(26)
be proud of…	为……感到骄傲	(26)
in fact	事实上	(27)
dig in	开始认真工作;钻研	(27)
look up	查找;查阅	(28)
enjoy oneself	玩得痛快;尽情享受	(28)
in/after class	课上/下	(28)
be afraid to do…	害怕做……	(28)
make a mistake/mistakes	犯(一个)错误	(28)
laugh at	嘲笑;取笑	(28)
right now	现在;目前	(28)
a good knowledge of	通晓, 熟知	(29)
communicate with…	与……交流	(29)
ask for	寻求帮助;要求得到	(29)
connect…with…	把……和……联系起来	(29)
help…(to) do	帮助……做	(29)
play chess	下象棋	(30)
try to do…	努力做……	(30)

微信公众号: 电子课本大全

look forward to…	期待……	(30)

Unit 6

wake up	醒来	(31)
go away	消失	(31)
go swimming/skiing/skating	去游泳/滑雪/滑冰	(31)
have snowball fights	打雪仗	(31)
Good/Great work!	做得好!	(31)
wait for	等待	(32)
do some research	做研究	(32)
get…together	召集……	(32)
It is a great season for…	这是……的好季节。	(33)
It's one's turn to…	轮到某人做……	(34)
play catch	玩传(接)球游戏	(34)
maple syrup	枫糖浆	(34)
have a picnic	野餐	(34)
G'day mates!	朋友们好!	(35)
be different from…	与……不同	(35)
ride the waves	冲浪	(35)

Unit 7

to tell you the truth	说实话	(37)
as usual	像往常一样	(37)
have a dream	做梦	(37)
stay healthy	保持健康	(38)
get some exercise	锻炼	(39)
get in the way	妨碍;挡道	(39)
used to	过去常常(用于过去持续或经常发生的事)	(40)
worry about…	担心……	(40)
not…any more	不再……	(40)
put on weight	体重增加;长胖	(40)
couch potato	沙发土豆(整日呆在沙发上看电视的人)	(40)
get out	出去	(40)
in the sun	在阳光下	(40)

微信公众号：电子课本大全

on one's side	站在某人一边;支持某人	(40)
go fishing/hunting	去钓鱼/捕猎	(41)
First Nations	第一民族(加拿大土著民族)	(41)
at that time	那时	(41)
make a fire	生火	(41)
get up	起床	(42)
spend…doing…	花费……(时间)做……	(42)
make one's bed	整理床铺	(42)
lead the way to	引领;带路	(42)
a few times	几次	(42)

Unit 8

take an exam	参加考试	(43)
play basketball/tennis/volleyball	打篮球/打网球/打排球	(43)
take care of	照顾;照料	(44)
move away	搬走;离开	(44)
leave…alone	不管;撇下……(一个人)	(44)
walk the dog	带狗散步;遛狗	(44)
play against…	与……比赛	(45)
take…out	带……出去	(45)
root for…	为……加油,为……打气	(45)
at noon	在中午	(46)
have a party	举办聚会	(46)
take lessons/classes	上课	(47)
keep doing…	继续做……	(47)
summer camp	夏令营	(48)
share…with…	与……分享……	(48)

微信公众号:电子课本大全

Grammar

数词（Numerals）

三位数或三位数以上的基数词的构成，是在百位和十位之间（若十位为零，则在百位和个位之间）用 and 连接（也可不用 and）。例如：

101　one hundred（and）one

320　three hundred（and）twenty

819　eight hundred（and）nineteen

1 002　one thousand（and）two

2 798　two thousand seven hundred（and）ninety-eight

52 343　fifty-two thousand three hundred（and）forty-three

134 814　one hundred thirty-four thousand eight hundred（and）fourteen

三位数及三位数以上的序数词的构成，见以下例词：

第 100　one hundredth

第 101　one hundred（and）first

第 320　three hundred（and）twentieth

第 819　eight hundred（and）nineteenth

第 1 000　one thousandth

第 1 002　one thousand（and）second

第 2 798　two thousand seven hundred（and）ninety-eighth

第 52 343　fifty-two thousand three hundred（and）forty-third

第 134 814　one hundred thirty-four thousand eight hundred（and）fourteenth

注意：

＊基数词 1 ~ 100 及序数词的规则和用法，见七年级上册语法附录。

there be 结构

“there be ＋ 主语＋状语”，表示在某地有某人/物/事。there 作为引导词本身无词义，be 后的名词是句子的主语，be 和后面的名词在数方面保持一致。当主语为多个名词并列时，be 的形式一般与邻近的主语保持一致。例如：

There is a picture on the postcard.

There is a bus station near our hotel.

There are so many bicycles in the shop.

There is a table and two chairs in the room.

There are many donuts and a sandwich on the table.

there be 句型变为否定句时，在 be 后面加 not；变为疑问句时，将 be 提到句首，其他词顺序不变，句末用问号。例如：

There isn't a stamp on the postcard.

Is there a stamp on the postcard?

微信公众号：电子课本大全

(Yes, there is./No, there isn't.)

在 there be 句型中，动词 be 要随时态的变化而变化。例如：

There were no supermarkets a long time ago.

There are hundreds of people on the square.

There will be a meeting tomorrow morning.

注意：

* there be 表示客观存在，have 表示主观拥有。例如：

There is a river near our city.

I have a computer.

感叹句（Exclamatory Sentences）

感叹句表示说话时的惊异、喜悦、气愤等情绪，句末通常用感叹号，朗读时一般用降调。感叹句由感叹词 what 或 how 引导，what 用来修饰名词，how 用来修饰形容词、副词。主要有以下几种句式：

1. What +a/an +（形容词）+单数可数名词 +（主语）+（谓语）。例如：

   What a cold, snowy day!

   What an interesting story (it is)!

2. What +（形容词）+可数名词复数或不可数名词 +（主语）+（谓语）。例如：

   What cute boys (they are)!

   What delicious meat (it is)!

3. How + 形容词/副词 +（主语）+（谓语）。例如：

   How happy (they are)!

   How interesting (it is)!

   How hard he works!

   how 也可修饰动词。例如：

   How he likes the books!

另外，一些表示这类情绪的单词或者词组也可以看做是感叹句，而陈述句、疑问句等可以通过改变语调变为感叹句，例如：

Oh!/Well!/Great!/Wonderful!

Great work!

That's great!

be going to + 动词原形

be going to 是一种固定结构，后接动词原形，表示按计划或安排将要发生的动作，有时也可以表示推测将要或肯定会发生的动作，有“准备”、“打算”的意思，与表示将来的时间状语连用。例如：

She is going to talk about her favourite season.

They are going to write the best report!

be going to 结构中的助动词 be 随主语的人称和数而变化，其否定结构是在助动词 be 后加 not，疑问句是把 be 置于句首，句末用问号。例如：

I am going to swim tomorrow.

微信公众号：电子课本大全

He is not going to swim tomorrow.

Are you going to swim tomorrow?

(Yes, I am./No, I am not.)

一般过去时（Simple Past Tense）

1. 一般过去时的用法

一般过去时表示过去某个时间发生的动作或存在的状态，也可表示过去经常反复发生的动作，常和表示过去的时间状语连用，如 ago，last year，yesterday 等。例如：

I taught Li Ming to play basketball this morning.

Lily always walked to school last year.

Did you have a nice trip last week?

Yes, I did./No, I didn't.

What did you do yesterday?

We walked to Wangfujing Street.

2. 一般过去时的构成（以动词 be，play 为例）

陈　述　句

动词	肯　定	否　定
be	I/He/She was happy.	I/He/She was not (wasn't) happy.
	We/You/They were happy.	We/You/They were not (weren't) happy.
play	I/You/He/She played basketball.	I/You/He/She didn't play basketball.
	We/You/They played basketball.	We/You/They didn't play basketball.

疑问句及简略回答

be	Was I happy? Yes, you were. No, you were not (weren't).	Were you happy? Yes, I was. No, I was not (wasn't).	Was he/she happy? Yes, he/she was. No, he/she was not (wasn't).
	Were we happy? Yes, we were. No, we were not (weren't).	Were you happy? Yes, we were. No, we were not (weren't).	Were they happy? Yes, they were. No, they were not (weren't).
play	Did I play basketball? Yes, you did. No, you did not (didn't).	Did you play basketball? Yes, I did. No, I did not (didn't).	Did he/she play basketball? Yes, he/she did. No, he/she did not (didn't).
	Did we play basketball? Yes, we did. No, we did not (didn't).	Did you play basketball? Yes, we did. No, we did not (didn't).	Did they play basketball? Yes, they did. No, they did not (didn't).

微信公众号：电子课本大全

规则动词过去式的构成

构成规则	例词
直接加-ed	ask—asked，call—called，happen—happened，join—joined，want—wanted
以不发音的 e 结尾的动词直接加-d	arrive—arrived，close—closed，invite—invited，like—liked，live—lived，move—moved，use—used
词尾只有一个辅音字母的重读闭音节，先双写该字母，再加-ed	clap—clapped，hug—hugged，plan—planned，shop—shopped，skip—skipped，stop—stopped，trip—tripped
以辅音字母加 y 结尾的动词，改 y 为 i，再加-ed	cry—cried，dry—dried，study—studied，try—tried，worry—worried

注意：

＊“-ed”在清辅音后读/t/，在浊辅音、元音后读/d/，在/t/、/d/后读/ɪd/。

一些不规则动词过去式的构成

动词原形	过去式	动词原形	过去式	动词原形	过去式
am/is	was	fly	flew	say	said
are	were	get	got	see	saw
become	became	go	went	sing	sang
bend	bent	grow	grew	sit	sat
break	broke	have/has	had	sleep	slept
buy	bought	hear	heard	speak	spoke
catch	caught	hit	hit	spend	spent
come	came	hold	held	stand	stood
cost	cost	hurt	hurt	swim	swam
cut	cut	know	knew	take	took
do	did	leave	left	teach	taught
draw	drew	let	let	tell	told
drink	drank	lose	lost	think	thought
drive	drove	make	made	throw	threw
eat	ate	meet	met	understand	understood
fall	fell	put	put	wake	woke
feed	fed	read	read	wear	wore
feel	felt	ride	rode	win	won
find	found	run	ran	write	wrote

注意：

＊上面表格中所收录的是七年级上、下册中出现的一些不规则动词，其过去式的构成没有规律可循，要特别记忆。

微信公众号：电子课本大全

一般将来时（Simple Future Tense）

1. 一般将来时的用法

一般将来时表示将来某一时刻将要发生的动作或将来某一段时间内经常发生的动作或存在的状态，常和表将来的时间状语连用。例如：tomorrow，the day after tomorrow，next week/month/year，in three days 等。

2. 一般将来时的构成（以动词 swim 为例）

陈　述　句

肯　定　式	否　定　式
I/You/He/She will swim in the sea.	I/You/He/She will not（won't）swim in the sea.
We/You/They will swim in the sea.	We/You/They will not（won't）swim in the sea.

疑问句及简略回答

Will I swim in the sea? Yes, you will. No, you will not（won't）.	Will you swim in the sea? Yes, I will. No, I will not（won't）.	Will he/she swim in the sea? Yes, he/she will. No, he/she will not（won't）.
Will we swim in the sea? Yes, we will. No, we will not（won't）.	Will you swim in the sea? Yes, we will. No, we will not（won't）.	Will they swim in the sea? Yes, they will. No, they will not（won't）.

will 用于所有人称，常简略为 'll，与作主语的人称代词连写。例如：I'll，you'll，he'll，she'll，we'll，they'll，it'll。

注意：

＊will ＋ 动词原形与 be going to ＋动词原形都可表示将来，二者常可以互换使用。will ＋动词原形表示将要发生的动作或状态，be going to ＋动词原形在口语中常表示事先计划好或打算要做的事，或者很可能发生的事，可用来表示自然现象。例如：

I will work hard and practice every day.

Don't worry. We will teach you!

We are going to pick apples on the farm tomorrow.

He is going to take his son to the zoo.

It is going to rain tomorrow.

反身代词（Reflexive Pronoun）

反身代词是一种表示反射或强调的代词，意为“自己；本身；亲自”。反身代词与它所指代的名词或代词形成互指关系，在人称、性质、数上应保持一致。

微信公众号：电子课本大全

1. 反身代词的单复数形式

数 / 人　称	单数	复数
第一人称	myself	ourselves
第二人称	yourself	yourselves
第三人称	herself　himself　itself	themselves

2. 反身代词的用法

1）作宾语，表示主语和宾语是同一（或一些）人或事物。

I can enjoy myself and learn English at the same time.

Develop your good habits and improve yourself!

2）作同位语，常用来加强语气。

You did all the hard work yourself.

I can make donuts myself now.

3）含反身代词的常用词组：

by oneself 独自

teach oneself 自学

learn by oneself 自学

enjoy oneself 玩得高兴，过得愉快

help oneself to 随便吃/用……

微信公众号：电子课本大全