教育部审定
2013

义务教育教科书

英语

（一年级起点）

五年级 上册



微信公众号：电子课本大全

外语教学与研究出版社



NEW STANDARD ENGLISH

Contents



Module 1

Unit 1 There wasn't a clock here before. 2

Unit 2 There are tall trees now. 5

Module 2

Unit 1 This one is heavy. 8

Unit 2 They sell many different things. 11

Module 3

Unit 1 Today is Halloween. 14

Unit 2 Easter is in spring in the UK. 17

Module 4

Unit 1 We're going to tell stories. 20

Unit 2 I'm going to be eleven. 23

Module 5

Unit 1 It's mine! 26

Unit 2 Amy's blue dress is wet. 29

Module 6

Unit 1 You can play basketball well. 32

Unit 2 They got seventy points. 35

Module 7

Unit 1 His dog can help him. 38

微信公众号：电子课本大全

Module 8

Unit 1 Children often sit around tables. 44

Unit 2 There are lots of games. 47

Module 9

Unit 1 Are you sad? 50

Unit 2 She was very happy. 53

Module 10

Unit 1 You should tidy your toys. 56

Unit 2 You shouldn't be late. 59

Review Module

Unit 1 62

Unit 2 64

Words and Expressions in Each Module 66

Word List 68

Words and Expressions in Songs and Chants 71

Proper Nouns 71

Reading for Pleasure

The Elves and the Shoemaker 72

Harvest Festival 76

Singing Colours 82

Project

Masks 90



微信公众号：电子课本大全

MODULE 1

Unit 1 There wasn't a clock here before.

1. Listen and chant.



This was the pig's house.
There was a big mouse.



This is the cat's house.
There isn't a mouse.

2. Listen, read and act out.



Lingling is in London with Sam and Amy.

Lingling: You were in China for two years. Does London look different now?

Amy: Yes, it does.

微信公众号：电子课本大全

Amy: This park is different. There weren't any benches here before.
Sam: There was a house.





Sam: Look! There's a clock. There wasn't a clock here before.
Lingling: There is one now. There are birds, too.



Lingling: Do you like the park now?
Amy: Yes, I do. We can feed the birds.
Sam: Then let's feed them.
Amy and Lingling: Great!



微信公众号：电子课本大全

3. Listen and say.



Amy: There weren't any benches here before.
Sam: There was a house.

Sam: There wasn't a clock here before.
Lingling: There is one now.



4. Practise.



there wasn't | there weren't | there is | there are

A: There weren't any benches here before.
B: There are benches now.



Before | Now | Before | Now | Before | Now

微信公众号：电子课本大全

Unit 2 There are tall trees now.

1. Look, listen and say.

There wasn't a child in my family.

There are three children now.

They are my brothers and me.



2. Listen and read.



Look at the pictures of our school. There were lots of little trees before. There are tall trees now. There was a small playground before. There is a big playground now.

How about your school?

微信公众号：电子课本大全

3. Look and say.

I can do this

A: There were small desks in the classroom before.
B: There are big desks in the classroom now.



4. Listen and say. Then sing.

I can do this

THERE WAS A CHICKEN

There was a chicken here before, a beautiful
chicken here on the floor. There were four eggs
here before, four round brown eggs here on the
floor. And now there are chicks here on the floor,
cute yellow chicks. Look! There are four.



微信公众号：电子课本大全

5. Find the differences and say.

I can do this

A: There was/wasn't... / There were/weren't...
B: There is/isn't... / There are/aren't...



6. Draw and write.

I can do this

Talk about the changes at your school.



There wasn't/weren't... here before. But there is/are... now.

微信公众号：电子课本大全

MODULE 2

Unit 1 This one is heavy.

1. Look, listen and say.



2. Listen, read and act out.

Amy: Come on, Lingling. Let's go to the supermarket.
Lingling: Great! Let's go!



微信公众号：电子课本大全

Lingling: Oh, what a big supermarket!
Amy: Yes, it is. There are many sweets over there.
Sam: And there is a lot of fruit, too.



Ms Smart: Please help me put the bags in the car.
Lingling: This one is heavy. I can't carry it.
Sam: Let me help you.



Ms Smart: You are helpful children.
Have an ice cream.
Lingling, Amy and Sam: Thank you!



微信公众号：电子课本大全

3. Listen and say.



Amy: There are many sweets.
Sam: There is a lot of fruit, too.



Lingling: This one is heavy.

4. Practise.

I can do this.

This car is big.













There is a lot of fruit.







微信公众号：电子课本大全

MODULE 2

Unit 2 They sell many different things.

1. Look, listen and say.



2. Listen and read.

Many English supermarkets are very big. They sell many different things. They sell food, clothes, toys and CDs. They sell many things from China, too.

Sometimes there are restaurants at the supermarkets.

Many families go to the supermarkets together.



微信公众号：电子课本大全

3. Read and write.

I can do this





This supermarket is very big. _____

It sells many different things. _____

4. Listen and say. Then chant.

I can do this



Supermarkets sell sweets.
They sell fruit, too.
Some sell nice clothes
for me and for you.

They sell many different things
like CDs and toys.
They sell lots of goodies
for all of us, girls and boys.

微信公众号：电子课本大全

5. Follow and say.



6. Draw and say.

Introduce your favourite shop to the class.





微信公众号：电子课本大全



MODULE 3

Unit 1 Today is Halloween.

1. Listen and chant.

Trick or treat?
Give me a sweet!

Happy Halloween!
Here are your sweets.



2. Listen, read and act out.



Amy: Lingling, today is Halloween.
Lingling: What's that?
Amy: It's an autumn festival in the UK. It's really fun.

微信公众号：电子课本大全



Sam: Children wear scary clothes.
Lingling: Scary clothes?
Amy: Yes. Look at the hats and the masks!

Sam: They go to their neighbours' houses and ask, "Trick or treat?"
Amy: Then their neighbours give them sweets.



That night...

Amy, Sam and Lingling: Trick or treat?
Neighbour: You look so scary! Here are some sweets.
Amy, Sam and Lingling: Thank you!



微信公众号：电子课本大全

3. Listen and say.





Halloween is an autumn festival in the UK. It's really fun.

Children go to their neighbours' houses and ask, "Trick or treat?"

4. Practise.



A: What do children do at Halloween?
B: They...
A: What do their neighbours do?
B: They...







微信公众号：电子课本大全

MODULE 3

Unit 2 Easter is in spring in the UK.

1. Look, listen and say.



2. Listen and read.

Look at these children's hats. There are toy chicks and flowers on the hats. Do you know why? They are Easter hats. Easter is in spring in the UK. People give children chocolate eggs. They are Easter eggs. Some Easter eggs are big and some are small. Sometimes there are small eggs in the big eggs!





微信公众号：电子课本大全

3. Now ask and answer.

I can do this



- What is on the children's hats?
- When is Easter in the UK?
- What do people give children?
- What are sometimes in the big eggs?



4. Listen and say. Then chant.

I can do this

Festivals are fun.
Festivals are fine.
We can eat lots of yummy foods
and have a fabulous time.
Hooray, woo hoo!

Do you love festivals, too?
There's Christmas and Halloween,
the Spring Festival and the Mid-Autumn Festival.
Hooray, woo hoo!
Lots and lots to do!

微信公众号：电子课本大全

5. Do and say.



6. Do and say.

Make a poster about a festival and introduce it to the class.



微信公众号：电子课本大全

MODULE 4

Unit 1 We're going to tell stories.

1. Look, listen and say.



2. Listen, read and act out.



微信公众号：电子课本大全

Lingling: What are we going to do?
Amy: We're going to have lunch together.
Lingling: Are you going to have a birthday cake?
Amy: Yes, I am. Mum is going to make a birthday cake for me.





Sam: After lunch, we're going to tell stories.
Amy: And then we're going to see a film.



Ms Smart: But before that, you are going to help me tidy up!
Sam, Amy and Lingling: Oh yes!



微信公众号：电子课本大全

3. Listen and say.



Lingling: What are we going to do?
Amy: We're going to have lunch together.



Lingling: What are we going to do?
Sam: We're going to tell stories.

4. Practise.



What are they going to do at the weekend?

Things They Are Going to Do at the Weekend



微信公众号：电子课本大全

Unit 2 I'm going to be eleven.

1. Look, listen and say.





2. Listen and read.

Dear Lingling,

I'm going to be eleven. Please come to my birthday party!

At: 15 Marling Street, London
On: Sunday, 2nd November
From: 11:00 AM
To: 2:00 PM

Can you come? Please reply.

Amy



微信公众号：电子课本大全

3. Read and write.

I can do this





I'm going to play football on Saturday.

4. Listen and say. Then sing.

I can do this

IT'S FANGFANG'S BIRTHDAY TODAY



微信公众号：电子课本大全

5. Make funny sentences.

I can do this



6. Write an invitation.

I can do this

Dear _____,

I am going to be _____.

Please come to my _____ party.

At: _____

On: _____

From: _____

To: _____

Can you come? Please reply.

_____

微信公众号：电子课本大全



MODULE 5

Unit 1 It's mine!

1. Look, listen and say.



2. Listen, read and act out.

Sam: It's mine!
Amy: It isn't yours, Sam.
It's mine!
Ms Smart: What's the matter?
Amy: Sam wants to wear my T-shirt.



微信公众号：电子课本大全



Sam: But it isn't hers. It's mine!
Amy: It isn't his. It's mine!

Ms Smart: But both your red T-shirts are there. They are wet. Look!
Sam: Then whose T-shirt is it?
Lingling: It's mine. Look!





Sam: I'm sorry, Lingling. And I'm sorry, Amy.
Amy: I'm sorry, too.
Lingling: That's OK.

微信公众号：电子课本大全

3. Listen and say.



Sam: It isn't hers.
Amy: It isn't his.

Sam: Whose T-shirt is it?
Lingling: It's mine.

4. Practise.



微信公众号：电子课本大全

MODULE 5

Unit 2 Amy's blue dress is wet.

1. Listen and chant.



2. Listen and read.

It's raining. The children are running home. Look! Amy's blue dress is wet. Lingling's favourite skirt is dirty. Sam's shoes are wet and dirty. Tom is laughing! Oh, but the workers are still working.



微信公众号：电子课本大全

3. Look and say.

I can do this.

Mengmeng's car is new.



Mengmeng



Qiqi



Xiaojun



Panpan



Xiaoyong



Mingming

4. Listen and say. Then chant.

I can do this.

"It's mine!
It's mine!"
the short man said.
"It isn't yours at all."

"Yes, it is,"
the tall man said.
"You are too,
too small."



微信公众号：电子课本大全

5. Remember and say.



Boy: This bag is hers.
Girl: Yes, it's mine.

Girl: This hat is his.
Boy: No, it isn't mine!

6. Act it out. Ask and answer.

At the lost-and-found.



微信公众号：电子课本大全



MODULE 6

Unit 1 You can play basketball well.

1. Listen and chant.



2. Listen, read and act out.

Amy: Lingling, do you want to play basketball?
Lingling: Yes, I do. But I can't play well.



微信公众号：电子课本大全



Sam: Can you run fast?
Lingling: No, I can't.

Amy: But you can jump really high!
Lingling: That's true!



After the match...



Sam: Hooray! We're the winners!
Amy: You're great, Lingling. Our team got eighty points and you got twenty points!
Sam: You can play basketball well, Lingling. I'm your first fan!
Lingling: Thank you.



微信公众号：电子课本大全

3. Listen and say.



Sam: Can you run fast?
Lingling: No, I can't.



Amy: You can jump really high.
Sam: You can play basketball well.

4. Practise.

Talk about yourself.



微信公众号：电子课本大全

Unit 2 They got seventy points.

1. Look, listen and say.



2. Listen and read.

Yesterday, Sam, Amy and Lingling played basketball in the park. They got seventy points. The other team got sixty-four points.

Sam got thirty-six points. Amy got thirteen points. And Lingling got twenty-one points. Their team won! They were very happy!



微信公众号：电子课本大全

3. Listen and point.

I can do this

He got thirty-six points.



4. Listen and say. Then sing.

I can do this

CAN YOU PLAY BASKETBALL VERY WELL?



微信公众号：电子课本大全

5. Look, try and say.

I can do this



6. Do and say.

I can do this

Form a class basketball team.



微信公众号：电子课本大全



MODULE 7

Unit 1 His dog can help him.

1. Listen and chant.

Dogs are clever.
Dogs are cute.
They can help a lot.

Dogs are useful.
Dogs are cool.
They can do a lot.







2. Listen, read and act out.



Amy: Look! There's a TV show about dogs.
Lingling: Great! I love dogs.



微信公众号：电子课本大全

TV presenter: In the UK, many blind people have special dogs. This man is blind. His dog can help him.





Lingling: This dog is very clever! Can Fifi help blind people?

Amy: Let's see!

Lingling: Fifi, help!

Amy: No, he can't. He only wants to play!



微信公众号：电子课本大全

3. Listen and say.



This man is blind.
His dog can help him.



Lingling: Can Fifi help blind people?
Amy: No, he can't. He only wants to play.

4. Practise.



微信公众号：电子课本大全

Unit 2 It could find the people.

1. Look, listen and say.



2. Listen and read.

There was a fire.
There were people inside the house.
The firefighters couldn't see the people. They couldn't help them.





But they had a special dog.
It could find the people.
Then the firefighters could help them.

微信公众号：电子课本大全

3. Read and write.



The girl couldn't walk then.

The girl can walk now.



4. Listen and say. Then sing.

A GOOD FRIEND

I can't sing and I can't dance. I can't fly to the moon. But
I can be a very good friend, a very good friend to you.
I can't row a boat or bake a cake. I can't ride a bike. But
I can be a very good friend, a very good friend to you.
I can't read and I can't write. I can't speak a word. But
I can be a very good friend to you. Woof, woof, woof!

微信公众号：电子课本大全

5. Ask and answer. Then remember and say.





6. Draw and say.



微信公众号：电子课本大全



MODULE 8

Unit 1 Children often sit around tables.

1. Listen and chant.

Welcome to my party.
It starts at seven.
Welcome to my party.
It finishes at eleven.



2. Listen and read.



微信公众号：电子课本大全

15 Marling Street
London, NW2
UK

Dear Daming,

Yesterday, I went to Sam and Amy's school. I took some photos there.

In the UK, children often sit around tables in class. We sit in lines in China. They sing songs together every morning. We do morning exercises.

In the UK, school often starts at 9 o'clock and finishes at half past three. In China, we usually start school at 8 o'clock and finish at 4 o'clock.

School is fun here. But I miss my friends back in China.

Love,
Lingling





微信公众号：电子课本大全

3. Listen and say.





In the UK, children often sit around tables in class. We sit in lines in China.





They sing songs together every morning. We do morning exercises.

4. Practise.



A: In the UK, they often start school at 9 o'clock.
B: In China, we usually start school at 8 o'clock.





微信公众号：电子课本大全

MODULE 8

Unit 2 There are lots of games.

1. Listen and chant.



I won't go to the park.
I'll study hard.
My books are open now.
It's the right time to start.

2. Listen and read.



This is an English school. There are children's paintings on the walls.



There are lots of games. The students can have fun at break time.



English children study hard. They do homework every day.

微信公众号：电子课本大全

3. Read and write.



Talk about yourself.



I get up at seven.

4. Listen and say. Then sing.



I GET UP IN THE MORNING

I get up in the morning. I get ready for school.
I love morning exercises. They are cool, cool, cool! I
learn. I talk. I play. I love going to school. I
always enjoy my day because it's cool, cool, cool!



微信公众号：电子课本大全

5. Find the differences and say.

I can do this

A: There are two pencils in Picture A.
B: There is one pencil in Picture B.



6. Draw and write.

I can do this

Introduce your school to your friends.



This is my school...

微信公众号：电子课本大全

MODULE 9

Unit 1 Are you sad?

1. Look, listen and say.



2. Listen, read and act out.



Amy: What's the matter, Lingling? Are you sad?

Lingling: No, I'm not.

微信公众号：电子课本大全



Amy: Are you angry?
Lingling: No, I'm not.

Amy: Are you bored?
Do you want to play with my doll?
Lingling: No, I'm not bored.





Amy: So what's the matter?
Lingling: Nothing. I'm thinking.
Amy: What are you thinking about?
Lingling: It's a secret, Amy.

Amy: Tell me, please!
Lingling: OK. I'm going to make you a surprise present for Christmas!
Amy: Now it's not a surprise! But thank you very much, Lingling!



微信公众号：电子课本大全

3. Listen and say.



Amy: Are you sad?
Lingling: No, I'm not.



Amy: What's the matter?
Lingling: Nothing.

4. Practise.



Look, ask and answer.

sad | bored | angry | happy

A: Is she sad?
B: Yes, she is.



微信公众号：电子课本大全

MODULE 9

Unit 2 She was very happy.

1. Look, listen and say.



2. Listen and read.



Yesterday, it was raining. Zara couldn't go out. She was sad. She helped her mum make a cake.

After that, she was hungry. She ate the cake with her mum. She was very thirsty. So she drank some water.





Then the rain stopped. Zara went out to play. She was very happy.

微信公众号：电子课本大全

3. Read and write.



She was sad.







4. Listen and say. Then sing.

YOU ARE HAPPY

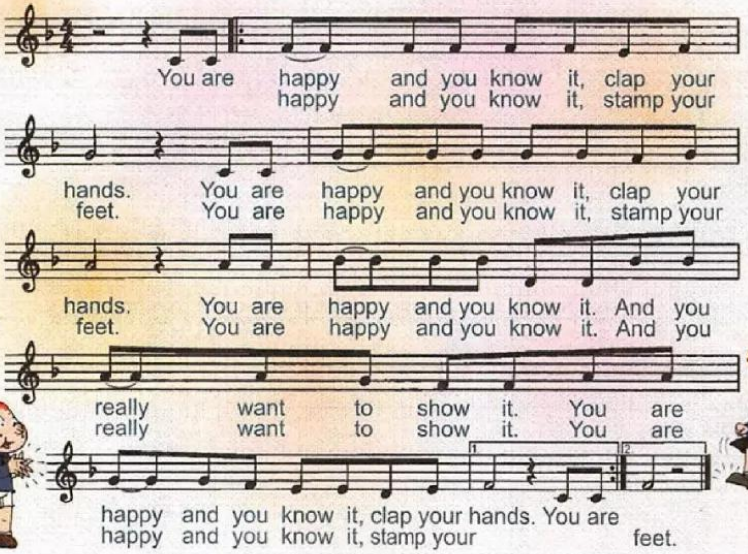

微信公众号：电子课本大全

5. Mime, ask and answer.



6. Say and act.



微信公众号：电子课本大全

MODULE 10

Unit 1 You should tidy your toys.

1. Look, listen and say.



2. Listen, read and act out.

Amy: Mum, Tom is making a mess.
Ms Smart: Tom, you shouldn't play with the CDs!
Tom: I'm sorry, Mum.
Ms Smart: And you shouldn't take the books down.
Tom: I know. Sorry.



微信公众号：电子课本大全

Ms Smart: Tom, you should tidy your toys.
Lingling: We'll help you, Tom.
Tom: Thanks, Lingling.



Ms Smart: Wow! The room is clean now. What a good boy!
Tom: Yes. I'm a good boy now.
Ms Smart: And thanks for your help, girls.
Amy and Lingling: You're welcome.



微信公众号：电子课本大全

3. Listen and say.



Ms Smart: You shouldn't play with the CDs!
Tom: I'm sorry.



Ms Smart: You should tidy your toys.

4. Practise.



You should/shouldn't...



微信公众号：电子课本大全

Unit 2 You shouldn't be late.

1. Look, listen and say.



2. Listen and read.

Class Rules

- You shouldn't be late.
- You should bring your books to class.
- You should listen in class.
- You should work hard.
- You should be kind.
- You should be helpful.





微信公众号：电子课本大全

3. Read and write.



1 You should _____.



2 You shouldn't _____.

3 You should _____.





4 You shouldn't _____.

4. Listen and say. Then chant.

"You shouldn't jump on the bed," my big sister said.

"You could fall off the bed and bump your head!"

"You shouldn't jump on the bed," my mother said.

"You could fall off the bed and bump your head!"

But I jumped and I jumped and I jumped on the bed.

And I fell off the bed and I bumped my head.





微信公众号：电子课本大全

5. Do and say.

I can do this.

You should/shouldn't...



6. Think and write.

I can do this.

Make your class rules. Use "should" and "shouldn't".

Class Rules

1) _____ 2) _____

3) _____ 4) _____

微信公众号：电子课本大全

Unit 1 REVIEW MODULE

1. Read and say.

I can do this.



This is my bag. It's mine.



This is your hat. It's...



This is his coat. It's...



This is her book. It's...

2. Look, ask and answer.

I can do this.

Talk about yourself.





微信公众号：电子课本大全

3. Act and guess.

I can do this

happy | sad | angry | tired | bored | hungry | thirsty



4. Do and say.

I can do this

Bring a photo of you to class and talk about it.



微信公众号：电子课本大全

Unit 2 REVIEW MODULE

1. Look and say.

I can do this

A: She shouldn't put the books on the desk.
B: She should put the books in the bag.



2. Read and say.

I can do this

Li Ming is going to do exercise next Monday.

Li Ming's Weekly Plan

Monday: Do exercise
Tuesday: Read books
Wednesday: See a film
Thursday: Listen to music
Friday: Clean my room
Saturday: Wash my clothes
Sunday: Have my birthday party

微信公众号：电子课本大全

3. Do and say.

I can do this

Go up the ladders! Go down the snakes!

A: I've got four. I'm on number four. There's an ice cream.

B: Go up!

A: I'm on number twenty-four. There's a ball.

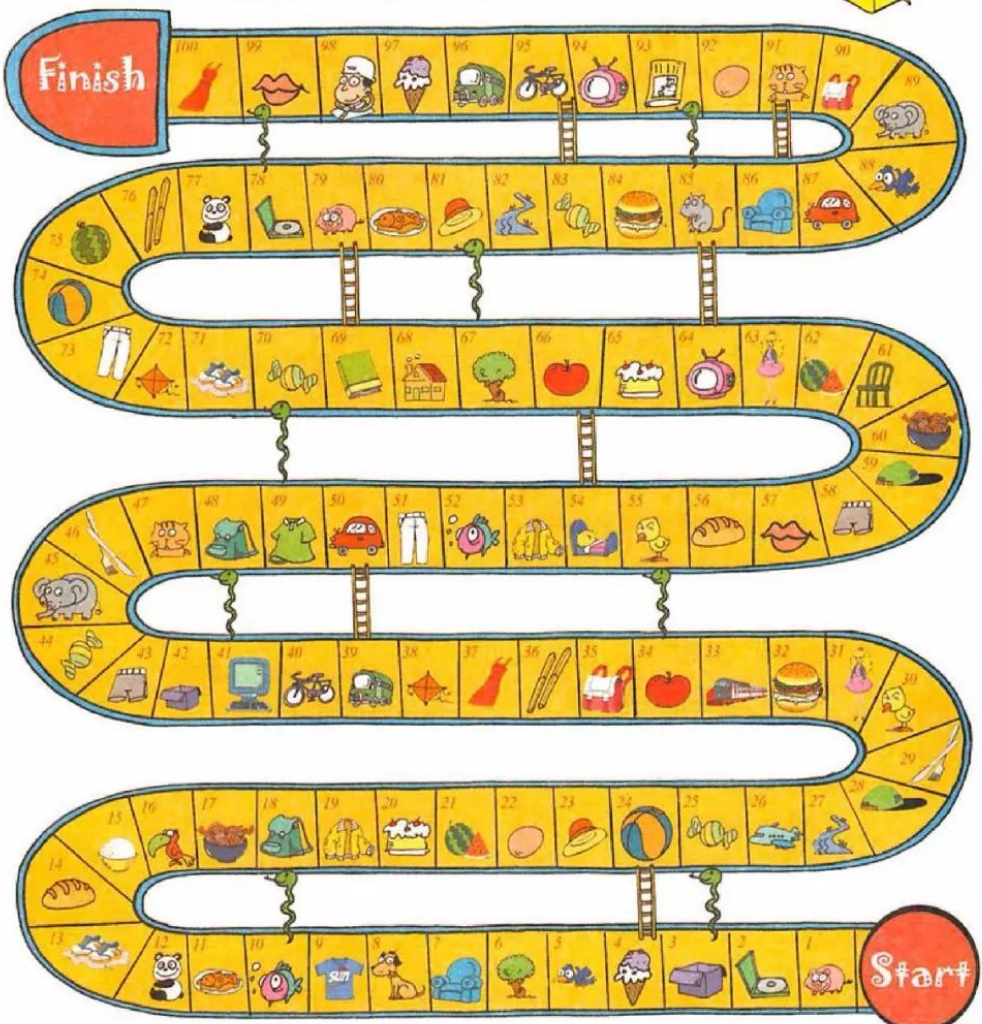

微信公众号：电子课本大全

Words and Expressions in Each Module

Module 1

for 达，计
different 不同的
*bench 长凳
then 那么，就
playground 操场，运动场

Module 2

heavy 重的
let 允许，让
sell 卖，销售
sometimes 有时

Module 3

*Halloween 万圣节前夕
*trick or treat 不请吃就捣蛋（万圣节孩子们挨家挨户要糖吃时说的话）
give 给，送
festival 节日
*scary 吓人的，可怕的
*mask 面具
neighbour 邻居
night 夜晚，夜间
*Easter 复活节
*chick 小鸡
chocolate 巧克力

Module 4

stories （story的复数形式）故事
*invitation 请帖
tidy up 收拾，整理
November 十一月
from （表示时间）从……起
to 直到
reply 回答，答复

Module 5

mine 我的
whose 谁的
yours 你的；你们的
hers 她的
both 两……（都），两个……（都）
wet 湿的
That's OK. 没关系。
take away 移走，拿走
worker 工人
still 还，仍然

Module 6

well 好；熟练地
high 高高地

微信公众号：电子课本大全

true 真实的，确实的

got （get的过去式）得到

eighty 八十

point 分数

fan 狂热爱好者，迷

seventy 七十

sixty 六十

Module 7

useful 有用的

show （电视或广播）节目

*presenter （电视或广播节目的）主持人

blind 失明的，瞎的

could （can的过去式）能

speak 说（某种语言）

fire 火灾，失火

inside 在……里面

*firefighter 消防队员

couldn't = could not 不能

Module 8

often 经常

around 围绕，环绕

start 开始

line 行，排，列

half 一半

past 晚于，过（几点）

miss 想念

study 学习

open 开着的

wall 墙

have fun 玩得开心

break 课间休息

Module 9

nothing 没有事情，没有东西

think 思考；想，觉得

drank （drink的过去式）喝，饮

Module 10

should 应该

go to bed 上床睡觉

shouldn't = should not 不应该

take down 取下，拿下

clean 干净的

rule 规则，规章

kind 友好的，善意的，体贴的

（注：黑体词为义务教育英语课程标准二级词汇，标有＊的词为五级词汇表外的词汇）

微信公众号：电子课本大全

Word List

Aa

around 围绕，环绕

Bb

*bench 长凳
blind 失明的，瞎的
both 两……（都），
两个……（都）
break 课间休息

Cc

*chick 小鸡
chocolate 巧克力
clean 干净的
could （can的过去式）能
couldn't = could not 不能

Dd

different 不同的
drank （drink的过去式）
喝，饮

Ee

*Easter 复活节
eighty 八十

Ff

fan 狂热爱好者，迷
festival 节日
fire 火灾，失火
*firefighter 消防队员
for 达，计
from （表示时间）从……起

Gg

give 给，送
go to bed 上床睡觉
got （get的过去式）得到

Hh

half 一半
*Halloween 万圣节前夕
have fun 玩得开心
heavy 重的
hers 她的
high 高高地

微信公众号：电子课本大全

Ii

inside 在……里面

*invitation 请帖

Kk

kind 友好的，善意的，体贴的

Ll

let 允许，让

line 行，排，列

Mm

*mask 面具

mine 我的

miss 想念

Nn

neighbour 邻居

night 夜晚，夜间

nothing 没有事情，没有东西

November 十一月

Oo

often 经常

open 开着的

Pp

past 晚于，过（几点）

playground 操场，运动场

point 分数

*presenter （电视或广播节目的）主持人

Rr

reply 回答，答复

rule 规则，规章

Ss

*scary 吓人的，可怕的

sell 卖，销售

seventy 七十

should 应该

shouldn't = should not 不应该

show （电视或广播）节目

sixty 六十

sometimes 有时

speak 说（某种语言）

start 开始

still 还，仍然

微信公众号：电子课本大全

stories （story的复数形式）
故事
study 学习

Tt

take away 移走，拿走
take down 取下，拿下
That's OK. 没关系。
then 那么，就
think 思考；想，觉得
tidy up 收拾，整理
to 直到
*trick or treat 不请吃就捣蛋（万圣节孩子们挨家挨户要糖吃时说的话）
true 真实的，确实的

Uu

useful 有用的

Ww

wall 墙
well 好；熟练地
wet 湿的
whose 谁的
worker 工人

Yy

yours 你的；你们的



微信公众号：电子课本大全

Words and Expressions in Songs and Chants

air 天空；空中
at all 根本
bake 烘，烤，焙
enjoy 喜爱；享受
fabulous 极好的
fine 很好的，不错的
goodies （goody的复数形式）好吃的东西
hip, hip, hooray 希普，希普，万岁（齐声喝彩欢呼或表示赞许时喊的词语）
party 尽情欢乐
show 表现出，表露
the Mid-Autumn Festival 中秋节
the Spring Festival 春节
word 词，单词；字
yummy 美味的，可口的

Proper Nouns

Names

Matt 马特

Places

Marling Street 马林街

微信公众号：电子课本大全

Reading for Pleasure

The Elves and the Shoemaker



There was a shoe shop. The shoemaker made the shoes. He was very poor. He didn't have much money. He had only one piece of leather for one pair of shoes.



That night, the shoemaker put the leather on the table. Then he went to bed.

微信公众号：电子课本大全



The next day, he saw a new pair of shoes on the table. He was very excited and very happy. Soon a man came into the shop. He bought the shoes. Now the shoemaker had some money.



The shoemaker bought some more leather. He put it on the table. Then he went to bed.

微信公众号：电子课本大全



The next day, there were two new pairs of shoes on the table.



That night, the shoemaker hid behind the door. He saw two little elves make the shoes.

微信公众号：电子课本大全



The shoemaker wanted to say "Thank you". He made some little clothes for them. He also cooked them a big dinner.

At night, the elves came to the shop again. This time, there wasn't any leather. But they were very happy to find the new clothes and food.

Word List

elves （elf的复数形式）小精灵
shoemaker 鞋匠
poor 贫穷的
money 金钱
leather 皮革

微信公众号：电子课本大全

Reading for Pleasure

Harvest Festival

In September, every school in the UK has a harvest festival. Children take food to school for a special lesson. The teacher talks about the food. After class, the children give the food to old people near the school.

"What did you bring?" Sara asks Mark. "An egg," he says. "What did you bring?" "A bag of rice," she says.



微信公众号：电子课本大全

They give their food to the teacher. "Sit down, children," says the teacher. "We'll learn about food and where it comes from." "That's easy!" shouts Jenny. "Food comes from the supermarket." "That's right," the teacher says. "But where does the supermarket get the food?" The children sit quietly. They don't know. They live in the city. They know about buses and traffic lights, but they don't know about farms.



微信公众号：电子课本大全

Reading for Pleasure

The teacher picks up a carton of milk. "Where does milk come from?" The children are quiet. They don't know. Sara remembers a picture in her book. "A cow?" she says. "Good," says the teacher.



微信公众号：电子课本大全

The teacher picks up the bag of rice. "Where does rice come from?" The children are quiet. Nobody knows. "Does it grow on a tree?" asks Stan. "No, it doesn't grow on a tree. It grows on the ground," answers the teacher. "What country does rice come from?" "The UK," all the children shout. "No," says the teacher. "Rice comes from other countries, such as China, India and Thailand."



微信公众号：电子课本大全

Reading for Pleasure

After the lesson, the children go into the school hall. All the classes are there. The students sing songs about farms, and read poems about animals. The headmaster tells them how hard farmers work to give everyone food. Sara and Mark read a poem. "Thank you farmers for the food so nice, for beans and apples and pears and rice."



微信公众号：电子课本大全

Reading for Pleasure

After school, they take the food to old people.





Word List

harvest festival 收获节
lesson 一堂课
traffic light 交通信号灯，红绿灯
pick up 拿起，提起
carton 纸盒
India 印度
Thailand 泰国
headmaster 校长
bean 豆



微信公众号：电子课本大全

Singing Colours



微信公众号：电子课本大全



微信公众号：电子课本大全



微信公众号：电子课本大全

Reading for Pleasure



微信公众号：电子课本大全



微信公众号：电子课本大全

Reading for Pleasure



When I feel sick,
my song is white.
I sing about snow and mountains.
Then I feel all right.

微信公众号：电子课本大全

Reading for Pleasure

When I feel hungry,
I sing an orange tune
and eat oranges and peaches
beneath the big, bright moon.



微信公众号：电子课本大全



Word List

blue 忧郁的
tune 曲调，曲子
icy 冰冷的
golden 金色的
silver 银色的
clear 明亮的
moonlight 月光
grey 灰色的
raindrop 雨滴
rainy 多雨的
sick 生病的
snow 雪
all right 健康的，没问题的
beneath 在……下面



微信公众号：电子课本大全

Project

Masks

1. Draw and cut out circles from cards. Or you can use paper plates.



2. Draw different faces on the cards or plates.

The faces can be happy, sad, bored, angry, hungry or thirsty.



微信公众号：电子课本大全

Project

3. Decorate the masks with paper hair.



4. Cut holes for the eyes. Stick a pencil on the back to hold the mask.



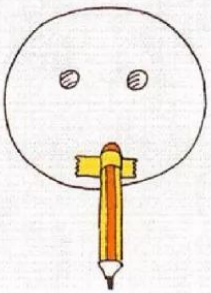



微信公众号：电子课本大全

Project

5. Play with your masks.



A: I'm happy.
B: I'm thirsty.
C: I'm angry.



A: I want to sing and dance.
B: I want some water.
C: I want to stamp my feet.

6. Hold your masks and sing "You are happy".



微信公众号：电子课本大全