教育部审定
2013

义务教育教科书

ENGLISH

英语

（三年级起点）

六年级上册





河北教育出版社

廊坊金榜托教中心

微信公众号：电子课本大全

CONTENTS



Unit 1 Li Ming Goes to Canada 1

Unit 2 School in Canada 19

Unit 3 Winter in Canada 37

Unit 4 Christmas 55

Words in Each Unit 73

Vocabulary 75

Reading for Fun 80



微信公众号：电子课本大全

廊坊金榜托教中心

UNIT 1

Lessons 1～6

Li Ming Goes to Canada



石家庄大桥教育

微信公众号：电子课本大全

Lesson 1 At the Airport

1 Li Ming arrives today!

This is our friend Li Ming. Li Ming lives in China. He is coming to Canada! He wants to go to school in Canada. He wants to learn English! Li Ming arrives today! Today is September 1. He will go home on June 25. That's ten months!



2 There's Li Ming!



微信公众号：电子课本大全

石家庄大桥教育



3 Let's do it!

1. Read Part 1 and Part 2. Answer the questions.

a. How long will Li Ming be in Canada?

_____

b. When will Li Ming go home?

_____

c. How does Li Ming feel after the trip?

_____

2. Ask and answer. Then write.

What time is it?

a.



Beijing



Ottawa

It's one o'clock in the afternoon in Beijing.

_____

_____

b.



Beijing



London

_____

_____

微信公众号：电子课本大全

石家庄大桥教育

Lesson 2 Jenny's House

1 Rooms in Jenny's house



微信公众号：电子课本大全

石家庄大桥教育

2 Let's do it!

1. Look and write.



This is my _____.



I do my homework in the _____.

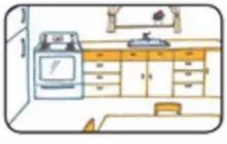

I make lunch in the _____.

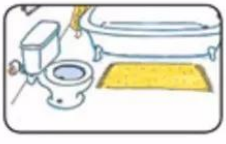

The _____ is in the bathroom.



2. Draw and write.

My home

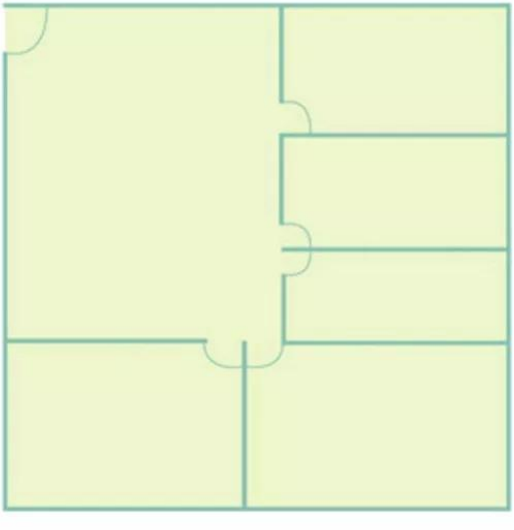



There are six rooms.

There is a...

微信公众号：电子课本大全

石家庄大桥教育

Lesson 3 Making Breakfast

1 It's time for breakfast!

Mrs. Smith: Good morning, Li Ming and Jenny!
Li Ming: Good morning, Mrs. Smith! What time is it?
Mrs. Smith: It's half past seven. Time for breakfast! What would you like for breakfast, Li Ming?
Li Ming: I'd like some eggs, bread and juice, please.
Mrs. Smith: What would you like for breakfast, Jenny?
Jenny: I'd like some milk and bread, please.



微信公众号：虫子课本大全

石家庄大桥教育

2 Let's do it!

1. Talk, write and draw.

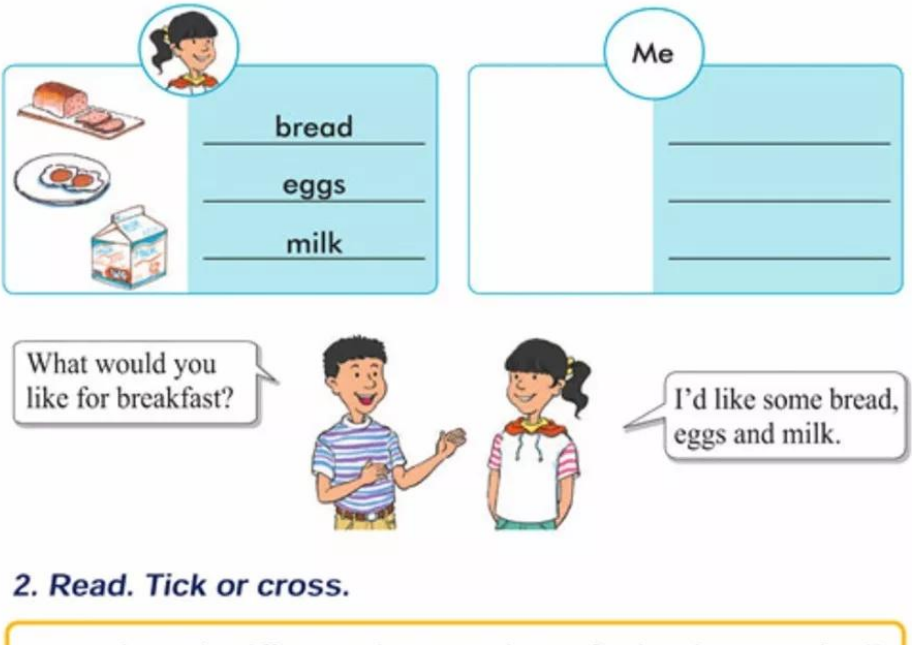

2. Read. Tick or cross.

Do you know the differences between Chinese food and Western food? They are different in many ways. There are more vegetables in Chinese food and you can find much meat in Western food. The Chinese like to eat cooked vegetables but people in the West often don't. The people in China like hot water but Western people often drink ice water. Chinese people like to use chopsticks and Western people use knives and forks.

- ☐ Chinese food and Western food are different in many ways.
- ☐ There are more vegetables in Western food.
- ☐ The Chinese like to eat cooked vegetables.
- ☐ Western people often drink ice water.
- ☐ Chinese people like to use knives and forks.

微信公众号：电子课本大全

石家庄大桥教育

Lesson 4 Making Dinner

1 Time for dinner!

Li Ming: What time is it?

Jenny: It's half past six. Time for dinner! I'm hungry, Mum! I only ate an apple for lunch. What's for dinner?

Mrs. Smith: I'm cooking meat and vegetables.

Jenny: Let's help my mother make dinner. She needs some vegetables.



The tomatoes are in the fridge.



The potatoes and carrots are on the table.



2 Let's wash the dishes.



微信公众号：申子课本大全

石家庄大桥教育

3 Let's do it!

Match and write.



5 Mrs. Smith is in the kitchen. She is going to _____ dinner.

_____ Her hands are _____.

_____ She is _____ing her hands.

_____ She is _____ing eggs in the kitchen.

_____ They are having dinner.

_____ The dishes are _____.

_____ Mr. Smith is _____ing the dishes.

_____ Li Ming is drying the dishes.

_____ The dishes are _____ and dry now.

微信公众号：电子课本大全

石家庄大桥教育

Lesson 5 In the Living Room

1 What are we doing?





Jenny and Danny are watching TV. Jenny is sitting in a chair and Danny is sitting beside her. Mr. and Mrs. Smith are reading newspapers. Lynn and Bob are in front of them. Bob is sitting in a chair. Lynn is sitting beside him. They are playing cards. They are happy. Do you see me? I'm sitting at a small table. I'm writing a letter.

微信公众号：电子课本大全

石家庄大桥教育

2 Let's do it!

Read and write.

1 

Look, this is _____!
I was flying a kite.

2 

Your books are on the floor.
Please put _____ in your bag.

3 

Today is my father's birthday.
I bought a gift for _____.

4 

My English teacher is Miss Zhao.
We all like _____.

5 

Look at _____.
We have the same T-shirts.

6 

This book is for _____.

them
you
me
him
her
us

3 Listen and repeat.

'Look at the ↘clock.
There are 'four ↘bedrooms.
'Lynn and 'Bob are in ↘front of them.
'Jenny is 'sitting in a ↘chair.

微信公众号：电子课本大全

石家庄大桥教育

Lesson 6 Baby Becky at Home

Story time

1



My name is Baby Becky. I say "goo". I say "blub". I say "waaaaa". I say "mine". I like to help my mother. After lunch, my mother washes the dishes. I dry the dishes.

2



I make a house with the dishes. My mother says, "Baby Becky, don't play with the dishes!" "Mine!" I say. "No, play with your toys," says my mother. I don't want my toys. I want the dishes. "Mine!" I say.

3



I like to cook. I open the fridge. I see tomatoes, eggs and milk.

4



I make dinner. I cook eggs for dinner. My mother says, "Baby Becky! Don't play with the eggs!" "Mine!" I say. "No!" says my mother.

微信公众号：电子课本大全

石家庄大桥教育

5



My mother says, "Baby Becky! You are dirty!" We go to the bathroom. I put my toy in the toilet. "No, Baby Becky! No! No! Don't play in the toilet." "Mine!" I say. "Oh, no!" says my mother.

6



I am tired of sitting in the water. I want a shower. Now I am clean. There's water everywhere in the bathroom.

7



My mother is in the living room. She is tired. "What time is it?" she says. "Oh, no! It's six o'clock! Time to make dinner!"

8



We go to the kitchen. "Mine!" I say. "Yes," says my mother. "It's yours now."

★ Read and talk



- What does Baby Becky do at home?
- Does she help her mother?

微信公众号：电子课本大全

石家庄大桥教育

Again, Please!

1 Listen. Tick or cross.



2 Listen, match and write.

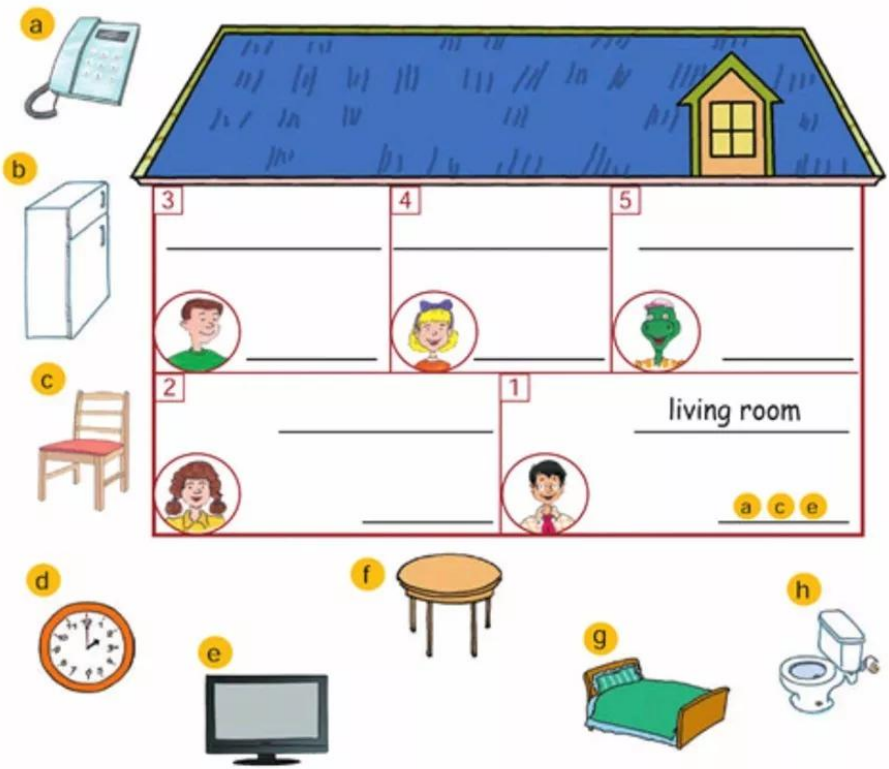

微信公众号：电子课本大全

石家庄大桥教育

3 Listen and circle.

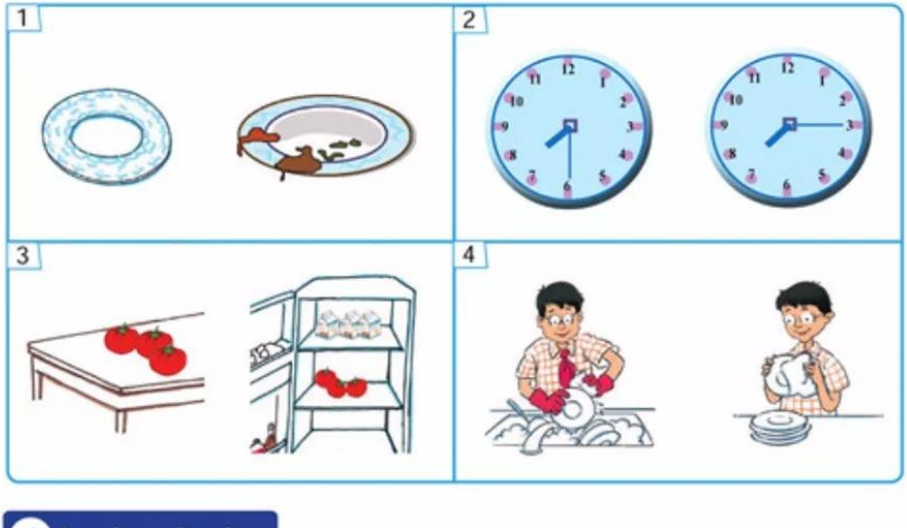

4 Look and write.



Look! Jenny is cleaning the _____.



Mr. Li is _____ breakfast.

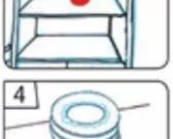

Where is the _____? It's in the fridge.



There are some dishes on the _____.



Lynn and Bob are playing _____ in the living room.

微信公众号：电子课本大全

石家庄大桥教育

5 Read and write.

him you her them us me

1. The flowers are very beautiful. I like _____ very much.
2. Hi, Danny. I can't find my ruler. Can you help _____?
3. Mum, we are thirsty. Please give _____ some water.
4. Bob is my friend. I will invite _____ to my birthday party.
5. Mary is in the U.S. I want to send _____ a postcard.
6. – Hi, Jack! May I play with _____?
   – Sure. Let's go to the park.

6 Read, draw and order.

This is Danny's Saturday. At eight o'clock in the morning, Danny reads a book. At half past nine he flies a kite. He waters his flowers at ten twenty. Danny likes the flowers. At half past twelve, he is hungry. He has lunch at home. At two forty in the afternoon, Danny draws a picture. At four ten, he cleans his bedroom.



微信公众号：电子课本大全

石家庄大桥教育

7 Read and match.

Hello, I'm Mike! I'm from the U.K. Today is Saturday. I don't go to school. What's my family doing? Let's see. My mum is washing the dishes in the kitchen. My dad is in the study. He is sending an email to his friend. Where is my grandpa? He is in the living room. He is reading the newspaper. What's my little sister doing? She is washing her hands in the bathroom. Where am I? I'm playing with my toys in my bedroom. I like Saturdays.












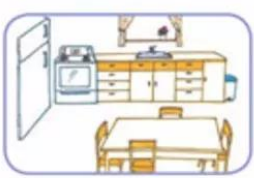

微信公众号：电子课本大全

石家庄大桥教育

8 Look and say.



9 How am I doing?

	Listening	Speaking	Reading	Writing	Total stars
At school	☆☆☆	☆☆☆	☆☆☆	☆☆☆	
At home	☆☆☆	☆☆☆	☆☆☆	☆☆☆	
I am...	A 10~12 ★	B 7~9 ★	C 1~6 ★		

微信公众号：电子课本大全

石家庄大桥教育

UNIT 2

Lessons 7~12

School in Canada

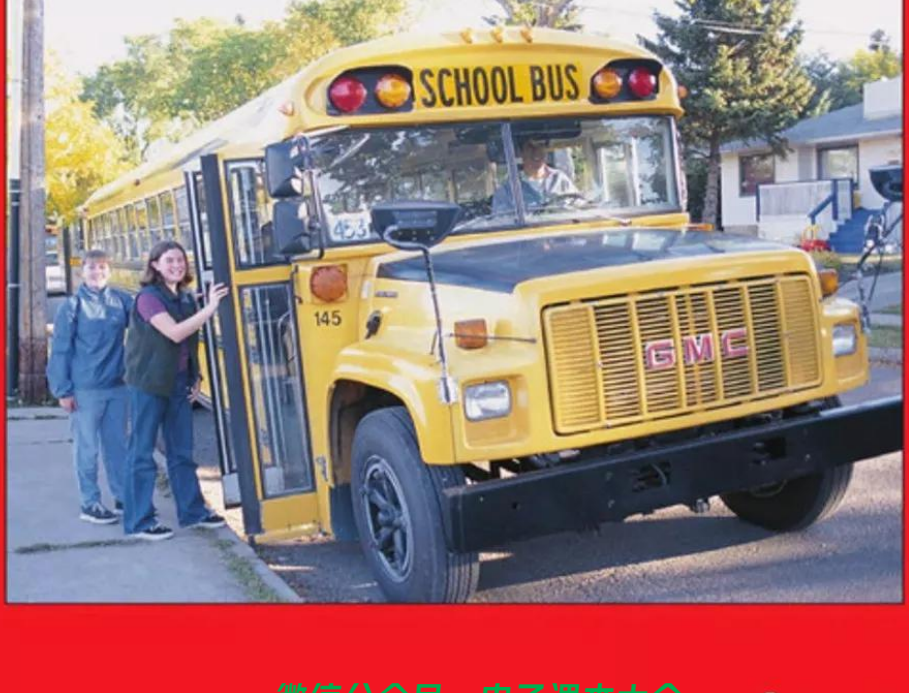

微信公众号：电子课本大全

石家庄大桥教育

Lesson 7 On the School Bus

1 Li Ming and Jenny go to school.

It's rainy today. I always have my umbrella on a rainy day. Li Ming and I go to school by bus.



Li Ming: Do you always go to school by bus?
Jenny: No, sometimes I ride my bike. But I often go to school by bus.
Li Ming: Do you walk to school?
Jenny: No, I never walk. I live too far from my school.





Jenny often goes to school by bus. Sometimes she rides her bike. She never walks.

微信公众号：电子课本大全

石家庄大桥教育

2 Let's sing!

The rain is falling from the sky.
The rain is wet, but I am dry.
I have my boots, umbrella, too.
I like a rainy day. Do you?





I see the bus stop where we meet,
The school bus coming down the street.
The driver says, "Good morning! Hi!
The rain is wet, but we are dry!"

I always like a rainy day.
I never go inside to play!
And now the rain is gone and done.
So good-bye rain and hello sun!



3 Let's do it!

1. Read and write.

a. Jenny always has her _____ on a rainy day.

b. _____ Scott is the school bus _____.

2. Tick and write.

	always	often	sometimes	never
have breakfast	√	☐	☐	☐
read books	☐	☐	☐	☐
plant flowers	☐	☐	☐	☐
help my mum	☐	☐	☐	☐

a. I always have breakfast.

b. _____

c. _____

d. _____

微信公众号：电子课本大全

石家庄大桥教育

Lesson 8 Li Ming Meets Jenny's Class

1 Jenny's class



微信公众号：电子课本大全

石家庄大桥教育

2 Let's do it!

1. Ask and answer.



2. Talk and write.

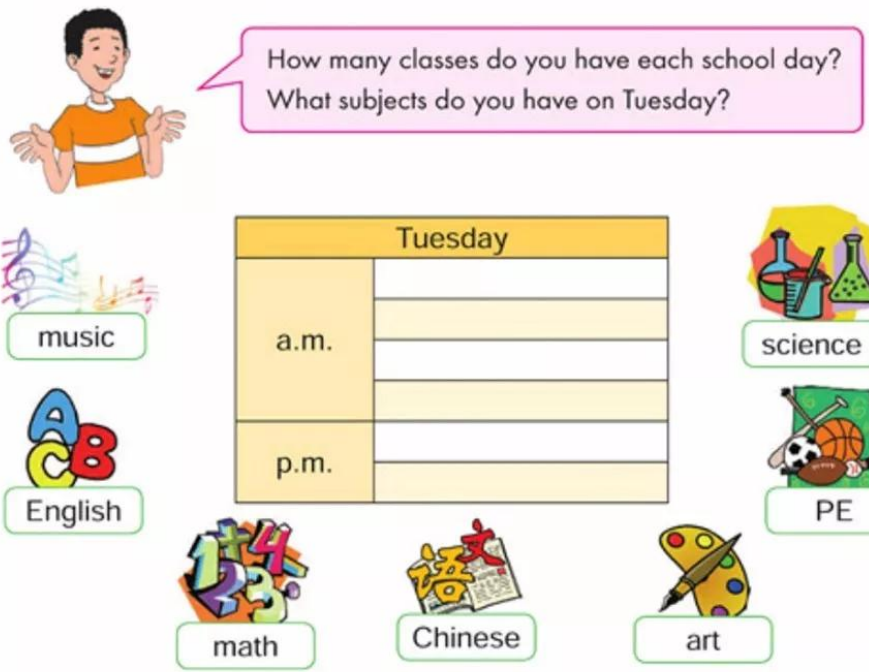

微信公众号：电子课本大全

石家庄大桥教育

Lesson 9 Mr. Wood Teaches a Science Lesson

1 Temperature



微信公众号：电子课本大全

石家庄大桥教育

2 Let's do it!

1. Read Part 1 and answer the questions.



- What lesson does Mr. Wood teach?
- What's the chicken's temperature?
- Is the chicken ill?

2. Look and write.



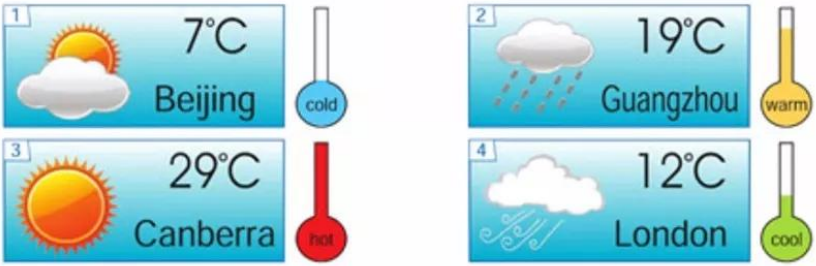

a. It's 7 degrees in Beijing. It's cloudy. It's cold.

b. It's _____ degrees in Guangzhou. It's _____. It's _____.

c. _____

d. _____

微信公众号：电子课本大全

石家庄大桥教育

Lesson 10 How Many Are There?

1 Pencils and chairs







This is one pencil.



This is a chair.



These are many pencils.



These are many chairs.



2 Boxes and buses



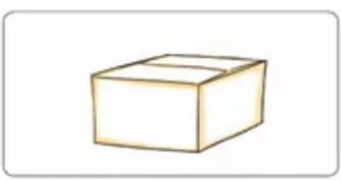

This is a box.



This is a bus.



These are many boxes.



These are three buses.

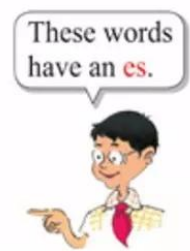

微信公众号：电子课本大全

石家庄大桥教育

3 Tomatoes, potatoes and photos



This is a tomato.



This is a potato.



This is a photo.



These are many tomatoes.



These are many potatoes.



These are many photos.



4 Men, women and children



This man is old.



This woman is dancing.



This child is walking.



These men are young.



These women are singing.



These children are playing.



微信公众号：电子课本大全

石家庄大桥教育

Lesson 11 Always Do Your Homework!

1 Look at the blackboard.



Mr. Wood: Li Ming, do you do your homework?
Li Ming: Yes, always!
Mr. Wood: Good! Let's put an A for *always*.

Mr. Wood: Jenny, do you help your mother?
Jenny: Yes. I often clean the floor.
Mr. Wood: Let's put an O for *often*.

Mr. Wood: Steven, do you walk to school?
Steven: Yes, sometimes. But sometimes I ride my bike.
Mr. Wood: Let's put an S for *sometimes*.

Mr. Wood: Danny, do you wear dresses?
Danny: No!! I never wear dresses!
Mr. Wood: Okay. Let's put an N for *never*.

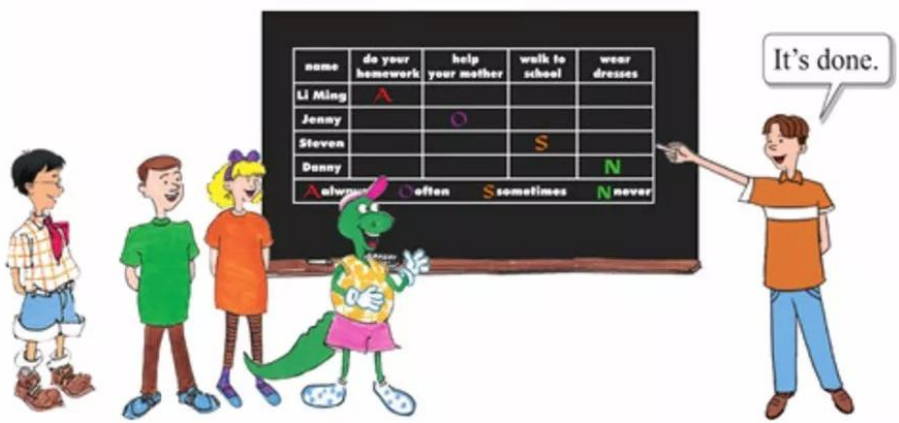

微信公众号：电子课本大全

石家庄大桥教育

2 Let's do it!

Look and write.

Name						
Wang Hong	A	S	N	S	S	O
Guo Yang	O	S	N	O	A	N
Kim	A	O	S	N	N	S
Me						

A always O often S sometimes N never

1. Wang Hong _____ reads books.
   Wang Hong _____ watches TV.
2. Guo Yang _____ plays computer games.
   Guo Yang _____ has lunch at school.
3. Kim _____ wears shorts.
   Kim _____ goes to the cinema.
4. I _____.
   I _____.

3 Listen and repeat.

Would you 'like some ↗soup? *'No, ↘thanks.*

Are you ↗okay? *'No, I'm ↘sick.*

Is it a ↗duck? *'Yes, ↘it is.*

微信公众号：电子课本大全

石家庄大桥教育

Lesson 12 Be Safe on the Way

Story time

1



Today is the first day of school. Two boys and two girls meet at the bus stop.

2



They are waiting for the school bus. They are very happy.

3



They want to be safe while waiting for the bus.

4



It is always good to be careful. Everyone knows that.

微信公众号：电子课本大全

石家庄大桥教育

5



Neva doesn't like to talk. She never says much.

6



Now, they see the yellow school bus coming. The driver is a woman. She is Ms. Marshall. She is very nice.

7



The children sit on the bus.

8



The first day of school is always a happy day.

★ Talk and act

- Do you know how to be safe on the street?
- Act out the story.



微信公众号：电子课本大全

石家庄大桥教育

Again, Please!

1 Listen. Tick or cross.

1 

2 100°C

3 

4 

2 Listen and match.

1. 

2. 

3. 

4. 

never | always | often | sometimes









微信公众号：电子课本大全

石家庄大桥教育

3 Listen and circle.

1




2




3




4




5




4 Read and write.

1



There are some _____. They are singing.

2



I have some beautiful _____.

3



There are two _____ and a _____ in my pencil box.

4



I want to buy some _____.

微信公众号：电子课本大全

石家庄大桥教育

5 Look and write.

1. I _____ do my homework.
2. I _____ have English classes.
3. I _____ help my mother.
4. I _____ plant flowers.



sometimes
never
often
always

6 Read and write.

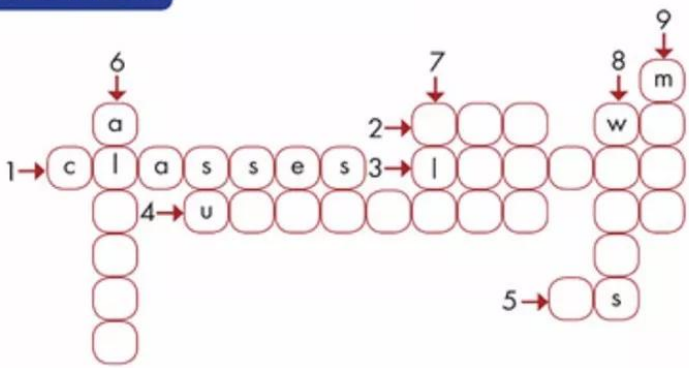

Across →

1. How many __classes__ are there each school day?
2. This is a chicken. What's _____ temperature?
3. Today, Mr. Wood teaches a science _____.
4. On a rainy day, I have my _____.
5. Good morning. This is our bus driver, _____ Scott.

Down ↓

6. Kim _____ wears skirts in summer.
7. What's the matter? He's _____.
8. Can you read these _____ on the box?
9. There are _____ buses on the street.

微信公众号：电子课本大全

石家庄大桥教育

7 Read and follow the directions.

Ann and Mike don't go to school on Saturday. They often get up at eight o'clock and have breakfast at half past eight. Sometimes they go to the park and sometimes they go to the book shop in the morning. They always have a dance class in the afternoon. And they walk home together after class. They never get home after six o'clock.

1. What do Ann and Mike do on Saturday? Please tick.








2. What do you do on Saturday? Please write.

微信公众号：电子课本大全

石家庄大桥教育

8 Ask and answer.

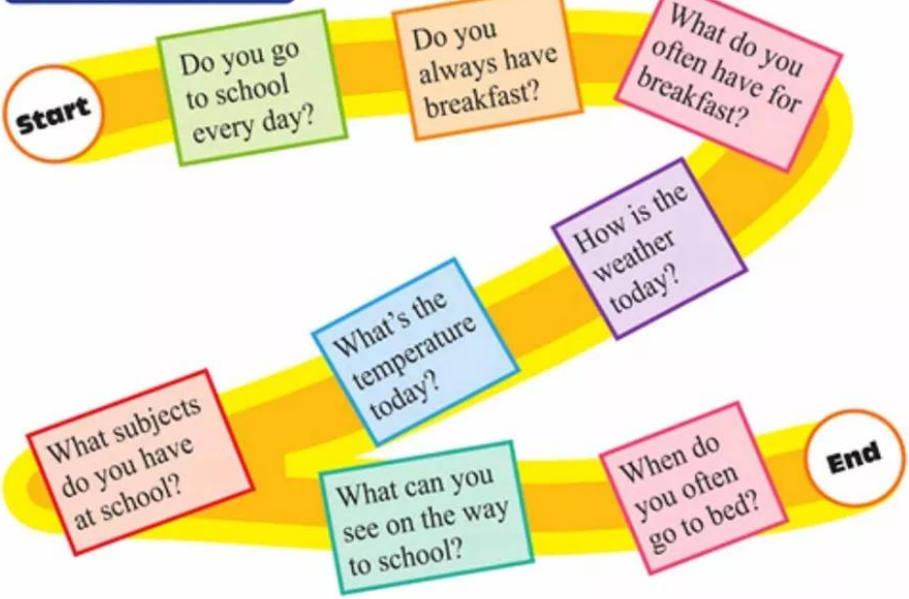

9 How am I doing?

	Listening	Speaking	Reading	Writing	Total stars
At school	☆☆☆	☆☆☆	☆☆☆	☆☆☆	
At home	☆☆☆	☆☆☆	☆☆☆	☆☆☆	
I am...	A 10~12 ☆	B 7~9 ☆	C 1~6 ☆		

微信公众号：电子课本大全

石家庄大桥教育

UNIT 3

Lessons 13～18

Winter in Canada



微信公众号：电子课本大全

石家庄大桥教育

Lesson 13 Seasons

1 Winter, spring, summer and autumn





This is winter. Winter is cold. There is ice and snow.



This is spring. Spring is warm and rainy. There are new leaves and flowers.



This is summer. The summer sun is hot. What a hot, sunny day!



This is autumn. Autumn is cool. The leaves turn red and yellow.

2 Different clothes for different seasons



In winter, I put on my hat, scarf and winter coat.



In spring, I take off my winter clothes. I have my umbrella. I like the rain.

微信公众号：电子课本大全

石家庄大桥教育



In summer, I put on my shorts and T-shirt.

In autumn, it is cool. I take off my shorts and T-shirt. I put on my trousers and sweater.



3 Let's do it!

Think and write.

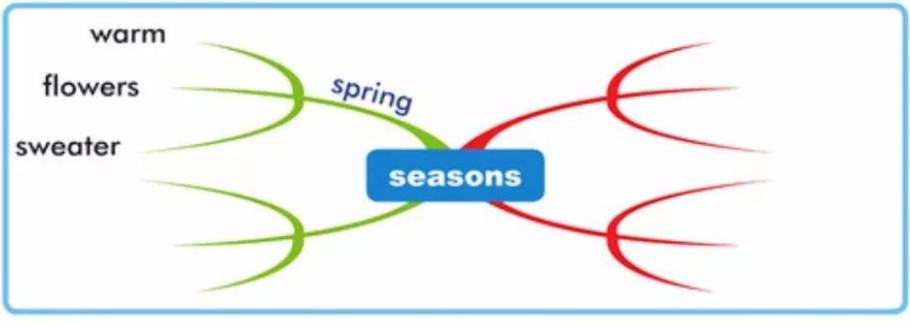



In spring, it is _____.

I can see _____.

I wear _____.

_____

_____

_____





_____

_____

_____

_____

_____

_____



微信公众号：电子课本大全

石家庄大桥教育

Lesson 14 Snow! It's Winter!

1 Put on your winter clothes!

Today is Saturday, December 9. Jenny and Li Ming are going out to play with Danny. It is cold and snowy this morning.

Jenny and Li Ming put on their winter coats. Li Ming puts on his scarf and winter hat, too.



2 A cold, snowy day



微信公众号：电子课本大全

石家庄大桥教育

3 Let's do it!

1. Write and act.



2. Find the differences. Then write.

a



I'm putting on my hat.



I'm going to put on my coat.

b



I'm washing _____.



I'm going to _____.

c



I _____
_____



I _____
_____

微信公众号：电子课本大全

石家庄大桥教育

Lesson 15 Winter Fun

1 Make a snowman



微信公众号：电子课本大全

石家庄大桥教育

2 Let's do it!

1. Read Part 1 and answer the questions.



- How many snowballs do Jenny and Li Ming make?
- What do they use for the snowman's mouth?
- What do they use for his ears?
- Does the snowman have any legs or feet?

2. Look and number.

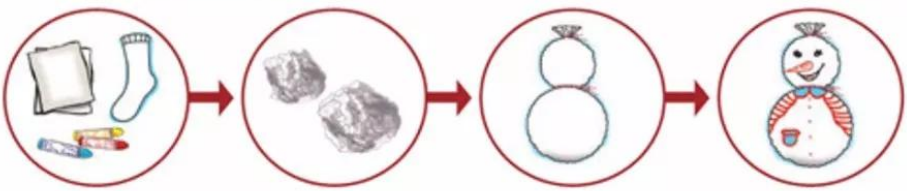

- ☐ Next we make two balls of paper. One is small and the other is big.
- ☐ Then we put the small ball and the big ball in the sock.
- ☐ Let's make a sock snowman. First we need a white sock, some paper and crayons.
- ☐ Finally, we draw a face and make the snowman beautiful.

3 Let's sing!

Skating, skating, please come along,
Playing in this lovely snow all day long.
Boys and girls, young and old,
Don't be afraid of this winter cold.



微信公众号：电子课本大全

石家庄大桥教育

Lesson 16 A Skating Lesson

1 Can you skate?

Danny is going to teach Li Ming to skate. But Danny is late.

"Look! There's Danny!" says Jenny.
"Sorry, I'm late," says Danny.
"That's okay," say Jenny and Li Ming.
"I'm going to teach you to skate, Li Ming," says Danny.



"Can you stand up on the ice?" asks Danny.
"Yes, I can," says Li Ming. "Look, Danny! I'm standing!"
"Good!" says Danny.
Danny stands up, too.

"Can you skate?" asks Danny.
"I think I can," says Li Ming. "Come on, Danny!"
"Oops!" says Danny. He falls down.
Li Ming skates over to Danny.
"How did I do, Danny?" he asks.
"You learn fast, Li Ming!" says Danny.



"Oops!" says Danny.
He falls down again.
"Can you stand up?" asks Jenny.
"No, I can't," says Danny.



微信公众号：电子课本大全

石家庄大桥教育

2 Let's do it!

1. Read Part 1 and answer the questions.

a. What is Danny going to do? _____

b. Is Danny early or late? _____

c. Can Li Ming stand up on the ice? _____

d. Does Li Ming learn fast? _____

e. What happened to Danny? _____

2. Ask and answer. Then write.

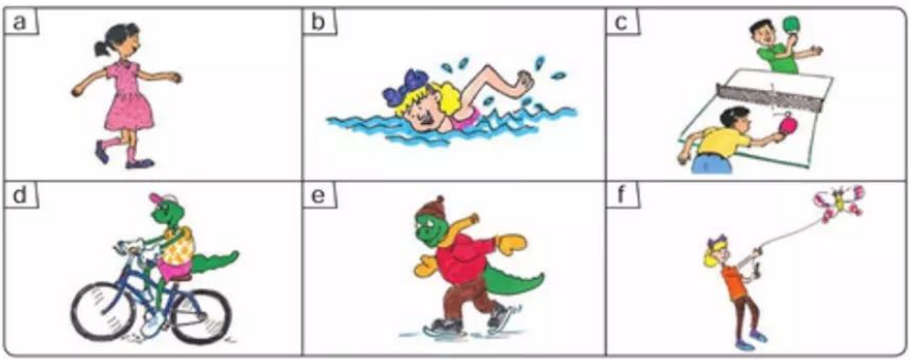



I can...

I can stand on one foot.

I can _____.

I can _____.

I can _____.

微信公众号：电子课本大全

石家庄大桥教育

Lesson 17 I Like All Seasons!

1 What's your favourite season?

1



I like winter. Why? Because I like the snow. I like to make snowmen. And I like the Spring Festival.

2



I like spring. It's warm. I love the new leaves and flowers. And I love to plant trees.

3



I like summer. I like summer holidays. I love to swim in the sea.

4



My favourite season is autumn. It's cool and windy. I like to fly a kite. And I love to eat fruits.

微信公众号：电子课本大全

石家庄大桥教育

2 Let's sing!

Winter, winter,
I love the cold, white snow.
Why? Because I like to skate.
Here I go!



What's my favourite season?
I love the spring. Do you?
I love the rain. I love the new leaves.
I love the flowers, too.



I like summer.
Why? Because I like the sun.
I wear shorts and play outside.
It is fun!



I like autumn. It is windy.
Temperatures are cool.
I fly my kite. I ride my bike.
I see my friends at school.



3 Listen and repeat.

Can I ↗help you? ↘*Yes, please.*
May I 'take your 'picture, ↗Jenny? ↘*Sure.*
Do you 'like 'these ↗bananas or 'those ↘bananas?
I 'like 'these ↘bananas.

微信公众号：电子课本大全

石家庄大桥教育

Lesson 18 The Snowman

Story time

1



One day, John said to his mother, "I am going to play in the snow."
"Okay," said his mother. "Put on your coat." John put on his coat. "Don't forget your hat!" said his mother. John put on his hat.
He played in the snow. He made a big snowman.

2



He said, "Poor snowman! It's cold! Put on a hat!" He took off his hat and put it on the snowman.
The snowman opened his eyes! "Hello," he said. "How are you?"
"Yikes!" said John. He took his hat off the snowman. The snowman was a snowman again. He put his hat on the snowman.
"Hello," said the snowman. "How are you?"
"You can talk!" said John. "What's your name?"
"I don't think I have a name," said the snowman. "What a cold, snowy day! Wonderful! What do you want to do?"

3



"Can you skate?" asked John.
"Skate? I don't know," said the snowman.
"Do you want to learn? I can teach you," said John. "Let's go!"
But the snowman couldn't go. He had no feet.
John said, "Don't worry! I can help you." John put his skates under the snowman.
"Can you skate now?" asked John.

微信公众号：电子课本大全

石家庄大桥教育

4



Whoosh! The snowman could skate! He could skate very fast! "This is easy! This is fun!" he said. "Can we always skate?" the snowman asked.

5



"No. Spring is coming. Then comes summer and autumn," said John.
"Why can't we skate in spring, summer and autumn?" asked the snowman.
"Because it is too warm. There is rain, there is wind, but there is no snow and no ice," said John.
"And no snowmen," said the snowman sadly.
"No," said John. "But don't worry. I can help you."

6



At dinner time, John's mother opened the fridge.

★ Read and talk

- What can the snowman do?
- Why is the snowman sad?
- What did John do for the snowman?



微信公众号：电子课本大全

石家庄大桥教育

Again, Please!

1 Listen and tick.

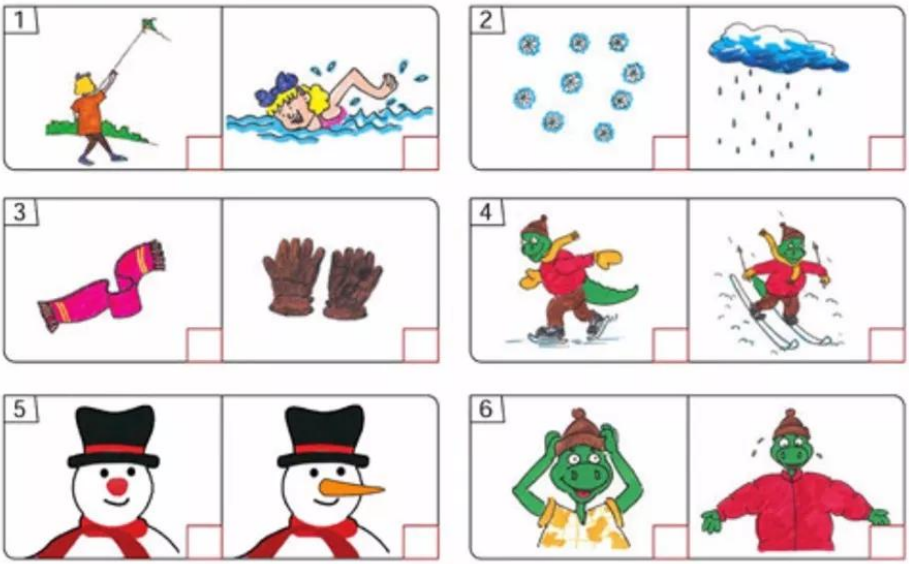

2 Listen and write.

My favourite _____ is _____.

Do you know _____?

Because I can _____ _____

my coat. I can _____ _____

my skirt. I can go to _____ in the

sea _____! It's _____ in the

water. I'm very happy.



微信公众号：虫子课本大全

石家庄大桥教育

3 Find and write.



E	J	D	L	E	G	J	H	E	I
D	N	S	F	G	J	K	S	Y	A
M	O	U	T	H	F	A	A	E	Q
O	S	R	S	E	A	R	W	R	W
L	E	W	Z	O	V	B	Y	F	E
H	A	F	C	D	D	F	S	S	F
A	R	M	Z	B	F	F	O	O	T
N	F	G	C	M	H	K	H	J	O
D	T	B	E	D	Y	M	S	L	N















Look at the snowman!

The small snowball is his head.

The big snowball is his body.

The cup is his hat.

The eggs are his _____.

The potatoes are his _____.

The tomato is his _____.

The donut is his _____.

The sticks are his _____ and _____.

He has no _____ or _____.



微信公众号：电子课本大全

石家庄大桥教育

4 Look and write.

winter					
Dec.	Jan.	Feb.	Mar.	Apr.	May
					
_____			_____		
Jun.	Jul.	Aug.	Sept.	Oct.	Nov.
					

1. What do you wear in spring?

_____

2. What do you do in summer?

_____

3. What months are in autumn?

_____

4. How's the weather in winter?

_____

5. What is your favourite season? Why?

_____

微信公众号：电子课本大全

石家庄大桥教育

5 Read and write. Then match.






1. It's cool and windy. You can see leaves under the trees.
   It's _____.
2. It's warm. You can see new leaves on the trees.
   It's _____.
3. It's cold and snowy. You can make snowmen and play with snowballs.
   It's _____.
4. It's hot and sunny. You can go to swim in the sea.
   It's _____.

6 Read and answer.



The Snowman Family!

It is a snowy day. Snow is white and beautiful! Mr. Snowman, Mrs. Snowman and Boy Snowman are in the forest. They play with snowballs. Then Mr. Snowman teaches Boy Snowman to skate on the ice. Boy Snowman says, "I think I can stand up." "See? I did it!" Mrs. Snowman says, "Good boy! Winter is fun. We can play in the snow and we can skate. Do you love winter?" "Sure!" says Boy Snowman.

1. What season is it? _____
2. Where is the Snowman family? _____
3. What do they do in the forest? _____
4. Can Boy Snowman stand up on the ice? _____
5. Do you love winter? Why or why not? _____

微信公众号：电子课本大全

石家庄大桥教育

7 Look and say.

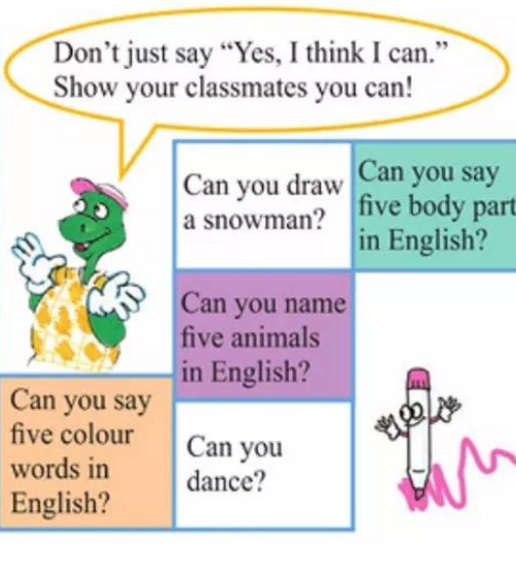

8 How am I doing?

	Listening	Speaking	Reading	Writing	Total stars
At school	☆☆☆	☆☆☆	☆☆☆	☆☆☆	
At home	☆☆☆	☆☆☆	☆☆☆	☆☆☆	
I am...	A 10~12 ☆	B 7~9 ☆	C 1~6 ☆		

微信公众号：电子课本大全

石家庄大桥教育

UNIT 4

Lessons 19～24

Christmas



微信公众号：电子课本大全

石家庄大桥教育

Lesson 19 Christmas Is Coming!

1 What's Christmas?

Christmas is a Western holiday. On a holiday, people don't work. Children don't go to school.
At Christmas, we have Christmas trees, lights and Santa.











This is Santa. Who is he? He is a merry man in red clothes. Children say he brings gifts on Christmas.

We invite our family and friends to our house.



They bring gifts for us.



微信公众号：电子课本大全

石家庄大桥教育

We give our family and friends gifts, too.



We sing Christmas songs.
We have fun together!





When is Christmas?
It's December 25!
I'm excited!

2 Let's do it!

Read and match.

1. What is Christmas?	A. Yes, they do.
2. When is Christmas?	B. No, they don't.
3. Who's Santa?	C. It's December 25.
4. Do people give gifts to their family on Christmas?	D. A merry man in red clothes.
5. Do people work on Christmas?	E. Red.
6. What colour are Santa's clothes?	F. It's a Western holiday.

微信公众号：电子课本大全

石家庄大桥教育

Lesson 20 Christmas Tree

① Let's put up a Christmas tree!



② Let's do it!

Draw and write.



Yesterday I bought a Christmas tree.
Tomorrow I'm going to put it up.



Me

_____

_____

微信公众号：电子课本大全

石家庄大桥教育

3 Walk, walked and be going to walk



			Yesterday
Danny walked to school.	Mrs. Smith bought a scarf.	I brought a Christmas tree to my family.	
			Often
Danny walks to the bus stop.	Mrs. Smith buys some gifts.	I bring some lights for the Christmas tree.	
			Tomorrow
Danny is going to walk to the park.	Mrs. Smith is going to buy some food.	I am going to bring a star for the tree.	

微信公众号：电子课本大全

石家庄大桥教育

Lesson 21 Christmas Cards

1 Writing Christmas cards

We are going to write Christmas cards to our friends and family. These are Christmas cards.









A Christmas tree!



Here's Santa!

Now I can write my card.



December 23
Dear Jing,

Jenny's family is getting ready for the Christmas holiday. Yesterday I helped Jenny put up the Christmas tree. Tomorrow we are going to buy Christmas gifts.
Merry Christmas and Happy New Year!

Write soon,
Li Ming

微信公众号：电子课本大全

石家庄大桥教育

2 Let's sing!

We wish you a Merry Christmas.
We wish you a Merry Christmas.
We wish you a Merry Christmas,
And a Happy New Year.
Happy holidays to you, your family, your friends.
Happy holidays. Merry Christmas,
And a Happy New Year.



3 Let's do it!

Make and write a Christmas card.



微信公众号：电子课本大全

石家庄大桥教育

Lesson 22 Christmas Gifts

1 In the shop



Danny: I want to buy some gifts for my family.
Li Ming: What do you want to buy?
Danny: I don't know. Are you going to give Jenny's family a gift?
Li Ming: Yes! I am going to give them a special gift from China for their Christmas tree.
Danny: Great! Oh, look! There's Santa! Come on!



微信公众号：电子课本大全

石家庄大桥教育



2 Let's do it!

Read Part 1 and answer the questions.

1. What are Danny and Li Ming doing?

_____

2. When do the shops have Santas?

_____

3. Where is Li Ming's special gift from?

_____

4. What does Danny want for Christmas?

_____

5. What do you think Li Ming says in Santa's ear?

_____

微信公众号：电子课本大全

石家庄大桥教育

Lesson 23 It's Christmas Morning!

1 Open our gifts





"Who brought these gifts, Jenny?" Li Ming asks. "Did Santa bring them?"

"I don't think so. I think Mum and Dad brought them, but Lynn is little! She thinks Santa brought them!" Jenny says to Li Ming.

Lynn sees a gift. It has her name on it! She opens it. "Look! Santa brought me toys!" she says.

"Look, Li Ming! You have a gift, too. It's from Santa!" Lynn gives Li Ming the gift. "Open it, Li Ming!"





"Oh! It's a camera!" says Li Ming. "I wanted a camera! Now I can take pictures and send them to my mother and father!"

Then Li Ming gives his gift to Mr. and Mrs. Smith.

微信公众号：电子课本大全

石家庄大桥教育



2 Let's do it!

Read Part 1. Then tick or cross.

- ☐ 1. People open gifts on Christmas morning.
- ☐ 2. Jenny thinks her mum and dad brought the gifts.
- ☐ 3. Lynn thinks the gifts are from Santa.
- ☐ 4. Li Ming gets a camera for Christmas.
- ☐ 5. Li Ming's gift is for Mr. and Mrs. Smith.
- ☐ 6. Santa wrote the names on the gifts.

3 Listen and repeat.

'What ↘time is it?	*It's 'half 'past ↘six.*
'Where are you ↘from?	*I am from ↘China.*
'How did I 'do, ↘Danny?	*You 'learn 'fast, ↘Li Ming.*
'When is the 'Spring ↘Festival?	*It is in ↗January or ↘February.*
'Who is ↘singing?	*The 'woman is ↘singing.*

微信公众号：电子课本大全

石家庄大桥教育

Lesson 24 Maddy's Christmas

Story time

1



Tomorrow is Christmas. Christmas is my favourite holiday! We are going to invite my aunt, uncle and cousins for dinner. We are going to open our gifts. We are going to sing Christmas songs.

2



I want to give my family something special for Christmas. What am I going to give my family? I don't know! All the gifts are too small!

3



Yesterday I went shopping with my friend Anna. Anna bought her mother a sweater for Christmas. She bought her father a box of tea.

4



She bought her sister a teddy bear for Christmas. I found a nice teddy bear. But it was too small.

5



Anna talked to Santa at the shop.

微信公众号：电子课本大全

石家庄大桥教育

6



I think Santa was afraid of me.

7



Today we are getting ready for Christmas. We put lights on our house.

8



Now we are putting up our Christmas tree. We put a star on the tree. Then my mother and father put gifts under the tree. My brother and sister put gifts under the tree, too.

9



I don't have a gift! Oh, no! I go to my bedroom. I work and work. Then I put a card on our Christmas tree.
On Christmas morning, my family opens my gift.

10



It's a song! Everyone sings my song. Here it is.

At Christmas we give gifts.
I have a gift for you.
It's something very special.
But it isn't something new.
I didn't buy a thing for you.
The things were all too small.
My gift is that I love you.
It's the biggest gift of all.

★ Retell the story




Christmas


gifts


small


card


song

微信公众号：电子课本大全

石家庄大桥教育

Again, Please!

1 Listen and tick.

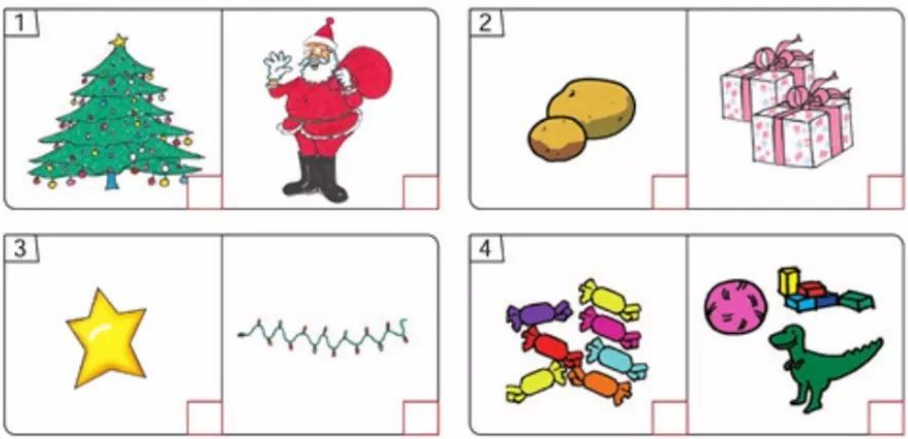

2 Listen and match.



yesterday

tomorrow



微信公众号：电子课本大全

石家庄大桥教育

3 Read and write.

1. I put a _____ star on the Christmas tree.
2. I _____ a Christmas card to my teacher yesterday.
3. Tomorrow we are going to _____ the Christmas tree.
4. My parents always _____ me gifts at Christmas.
5. Danny often _____ to the bus stop on school days.
6. Christmas is a Western _____.
7. We _____ the gifts on Christmas morning.
8. We sing Christmas _____ together.

songs
walks
little
holiday
give
brought
open
put up

4 Look and write.

house card lights star tree Santa gift







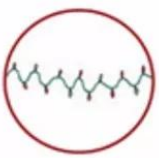

_ _ _ _

5 Read and match.



Dear Santa,
I want a toy car, a ball and a kite. Thank you.



Dear Santa,
I want a book, a schoolbag and a toy plane. Thank you.



Dear Santa,
I want a sweater, a dress and some candy. Thank you.

6 Draw and write.

Dear Santa,
I want a toy panda...







微信公众号：电子课本大全

石家庄大桥教育

7 Read and write.

Dear Wang Hong,

Christmas is coming in Canada. It's on December 25. It's a fun holiday.
We buy a Christmas tree and put it up in our house. Then we put gifts under the tree. Also, we visit our family and friends. We give them gifts. We eat good food and sing Christmas songs together.
What is the Spring Festival like in China?

Your friend,
Jack

Dear Jack,

How nice to get your email! The Spring Festival is coming in February this year. It's also a fun holiday.
In January, we get ready for the Festival. We clean the house and buy new clothes.
On the day of the Festival, we also visit our family and friends. We make dumplings together. And kids get lucky money.
That's the Chinese Spring Festival. You can come to China one day and stay with us for the Spring Festival.

Yours truly,
Wang Hong

What are the same? What are different?

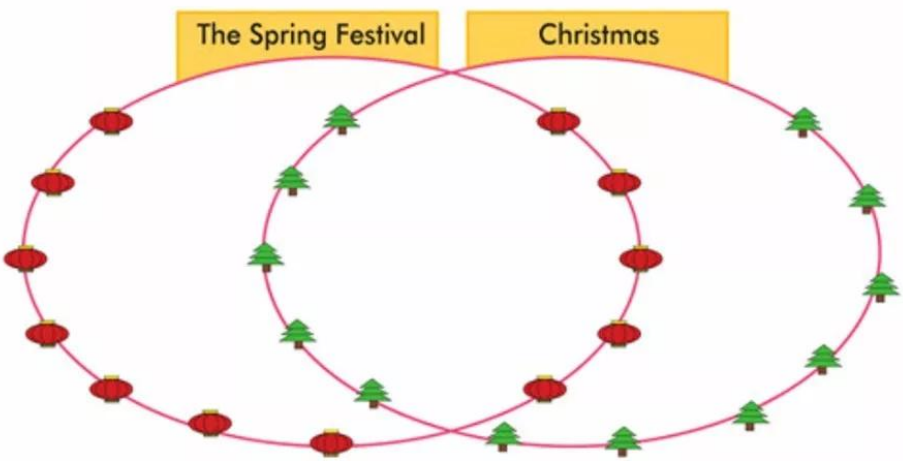

微信公众号：电子课本大全

石家庄大桥教育

8 Talk about Christmas.



9 How am I doing?

	Listening	Speaking	Reading	Writing	Total stars
At school	☆☆☆	☆☆☆	☆☆☆	☆☆☆	
At home	☆☆☆	☆☆☆	☆☆☆	☆☆☆	
I am...	A 10~12 ☆	B 7~9 ☆	C 1~6 ☆		

微信公众号：电子课本大全

石家庄大桥教育

Words in Each Unit

（注：本表所列词汇要求学生听懂、会说、认读和书写）

Unit 1

home 家 (1)
time 时间 (1)
clock 钟表 (1)
house 房屋；房子 (2)
study 书房；学习 (2)
kitchen 厨房 (2)
toilet 坐便器；卫生间 (2)
floor 地板；楼层 (2)
there 在那里；(表示存在或发生) (2)
breakfast 早餐 (3)
table 桌子 (3)
put 放；安置 (3)
half 一半；半数 (3)
dinner 正餐；晚餐 (4)
dirty 脏的 (4)
lunch 午餐 (4)
me 我(*I*的宾格形式) (5)
him 他(*he*的宾格形式) (5)
card 纸牌；卡片 (5)
them 他(她、它)们(*they*的宾格形式) (5)
Mr. 先生(用于男子的姓氏或姓名前) (5)
Mrs. 夫人；太太(用在已婚女子的夫姓或夫的姓名前) (5)

Unit 2

umbrella 伞；雨伞 (7)
Ms. 女士(用于女子的姓氏或姓名前，不指明婚否) (7)
driver 司机 (7)
well 健康；(说话时稍微停顿) 对了，噢 (8)
class 班级；课 (8)
ill 有病；不舒服 (9)
lesson 课 (9)
its 它的 (9)
word 单词；字；话语 (10)
always 总是；永远 (11)
sometimes 有时；间或 (11)

微信公众号：电子课本大全

石家庄大桥教育

Unit 3

season 季节 (13)
spring 春天；春季 (13)
summer 夏天；夏季 (13)
autumn 秋天；秋季 (13)
winter 冬天；冬季 (13)
put on 穿上；戴上 (14)
take off 脱下(衣服)；摘掉 (14)
again 再；又 (14)
body 身体 (15)
nose 鼻子 (15)
mouth 嘴 (15)
head 头 (15)
ear 耳朵 (15)
arm 胳膊 (15)
leg 腿 (15)
eye 眼睛 (15)
think 认为；以为；想；思考 (16)
can 能，会(过去式为*could*) (16)
why 为什么 (17)

Unit 4

holiday 假日；节日 (19)
bring 带；带来(过去式为*brought*) (19)
give 给；给予 (19)
song 歌曲 (19)
tomorrow 明天 (20)
then 然后；接着 (20)
put up 装饰；张贴 (20)
open 打开 (23)
little 幼小的；少许的 (23)



微信公众号：电子课本大全

石家庄大桥教育

Vocabulary

（注：黑体词要求听懂、会说、认读和书写；白体词要求听懂、会说和认读；标星号词为超标词）

A

after 在……之后 (6)
again 再；又 (14)
all 全部的；所有的 (17)
always 总是；永远 (11)
arm 胳膊 (15)
*arrive 到达 (1)
ask 问；询问 (16)
autumn 秋天；秋季 (13)

B

*bathroom 浴室；卫生间 (2)
*because 因为 (17)
*bedroom 卧室 (2)
before 在……之前 (12)
*belt 皮带；腰带 (12)
seat belt 安全带 (12)
*biggest 最大的 (24)
body 身体 (15)
breakfast 早餐 (3)
bring 带；带来(过去式为*brought*) (19)

C

*camera 照相机 (23)
can 能，会(过去式为*could*) (16)
Canada 加拿大 (1)
card 纸牌；卡片 (5)
*careful 小心；注意 (12)
*carrot 胡萝卜 (4)
*Christmas 圣诞节 (19)
class 班级；课 (8)
clock 钟表 (1)
close 接近 (12)
*cross 穿越；横过 (12)

D

*degree 度 (9)
*difference 差异；不同 (10)
*different 不同的 (13)
dinner 正餐；晚餐 (4)
dirty 脏的 (4)
*dish 盘子；碟子 (3)

微信公众号：电子课本大全

石家庄大桥教育

*dollar 元(美国、加拿大、澳大利亚等国的货币单位) (24)
*done 完成的 (11)
driver 司机 (7)
*dry 擦干；干的 (4)

E

*each 每一；每个；每人 (8)
ear 耳朵 (15)
easy 容易的 (18)
*everyone 每个人 (12)
*everywhere 到处；处处 (6)
*excited 激动的；兴奋的 (12)
eye 眼睛 (15)

F

*fall 摔倒；落下 (16)
feet 脚(*foot*的复数形式) (15)
*festival 节；节日 (17)
find 发现；找到(过去式为*found*) (10)
first 第一 (2)
floor 地板；楼层 (2)
*forget 忘记 (18)
*fridge 电冰箱 (3)
*fun 乐趣；有趣 (15)
*funny 有趣的，好笑的 (22)

G

get 开始；得到 (9)
*gift 礼物 (19)
give 给；给予 (19)
*glove (分手指的)手套 (14)
grandma 奶奶；姥姥 (19)
grandpa 爷爷；姥爷 (19)

H

half 一半；半数 (3)
hand 手 (12)
*hat (常指带檐的)帽子 (13)
head 头 (15)
healthy 健康的 (9)
him 他(*he*的宾格形式) (5)
holiday 假日；节日 (19)
home 家 (1)
house 房屋；房子 (2)

I

*ice 冰 (13)
ill 有病；不舒服 (9)
*invite 邀请 (19)
its 它的 (9)

K

*keep 使保持在(某一状态) (12)

微信公众号：电子课本大全

石家庄大桥教育

kitchen 厨房 (2)

L

*lantern 灯笼；提灯 (23)
late 晚的；迟到的 (16)
*learn 学习；学会 (1)
*leaves 叶子(*leaf* 的复数形式) (13)
leg 腿 (15)
lesson 课 (9)
*letter 信；信函 (5)
little 幼小的；少许的 (23)
*living room 起居室 (2)
look out 小心，当心 (6)
lunch 午餐 (4)

M

me 我(*I* 的宾格形式) (5)
*meat 肉 (4)
*merry 愉快的；高兴的 (19)
*mine 我的 (6)
mouth 嘴 (15)
Mr. 先生(用于男子的姓氏或姓名前) (5)
Mrs. 夫人；太太(用在已婚女子的夫姓或夫的姓名前) (5)
Ms. 女士(用于女子的姓氏或姓名前，不指明婚否) (7)

N

*need 需要 (4)
*never 从不；从未 (7)
*newspaper 报纸 (5)
nose 鼻子 (15)

O

off 去掉…… (13)
often 时常；常常 (7)
*only 只有；仅 (4)
open 打开 (23)
or 或者；还是 (10)
*out (从……里)出来 (14)
*over 穿过；从一侧到另一侧 (16)

P

*past 晚于；在……之后 (1)
*poor 可怜的 (18)
put 放；安置 (3)
put on 穿上；戴上 (14)
put up 装饰；张贴 (20)

R

rainy 阴雨的；多雨的 (7)
*ready 准备好 (3)
*remember 记得；记起 (12)
*ride 骑；驾驶 (7)

微信公众号：电子课本大全

石家庄大桥教育

S

sadly 悲伤地 (18)
*safe 安全的 (12)
*Santa 圣诞老人 (19)
*scarf 围巾 (13)
*sea 海；海洋 (17)
season 季节 (13)
*seat 座位 (12)
second 第二 (2)
*send 邮寄；发送 (21)
*show 给……指路；给……看 (2)
*shower 淋浴 (6)
*skate 滑冰 (16)
snowball 雪球 (15)
snowman 雪人 (15)
snowy 多雪的 (14)
*so 这么，这样；那么，那样；因此，所以 (4)
some 一些 (3)
*something 某事；某物 (24)
sometimes 有时；间或 (11)
song 歌曲 (19)
*soon 很快；马上 (21)
*special 特殊的；特别的 (22)
spring 春天；春季 (13)
*stick 枝条；枯枝 (15)
*stone 石头 (15)
study 书房；学习 (2)
summer 夏天；夏季 (13)
*sure 当然 (4)
swim 游泳 (17)

T

table 桌子 (3)
take off 脱下(衣服)；摘掉 (14)
*teach 教；讲授 (9)
*teddy bear (软的)玩具熊 (24)
*temperature 温度；气温 (9)
them 他(她、它)们(*they*的宾格形式) (5)
then 然后；接着 (20)
there 在那里；(表示存在或发生) (2)
*thing 东西；物 (20)
think 认为；以为；想；思考 (16)
time 时间 (1)
*together 一起 (19)
toilet 坐便器；卫生间 (2)
tomorrow 明天 (20)
*top 顶部；顶端 (20)
*trip 旅行，旅游 (1)

U

umbrella 伞；雨伞 (7)
us 我们(*we*的宾格形式) (5)

微信公众号：电子课本大全

石家庄大桥教育

V

very 很，非常 (12)

W

well 健康；(说话时稍微停顿)对了，噢 (8)
*western 西方的；西方国家的 (19)
*while 当……的时候 (12)
why 为什么 (17)
*will 会，要(用以表示对未来事物的预料)；将要 (1)
wind 风 (18)
winter 冬天；冬季 (13)
word 单词；字；话语 (10)
*would 要；肯(表示喜欢、愿意) (3)

Y

*yours 你的；你们的 (6)

Z

*zero 零；零度 (9)

Names

Al	阿尔
Anna	安娜
Becky	贝基
Bob	鲍勃
John	约翰
Maddy	马迪
Marshall	马歇尔
Neva	尼瓦
Oba	奥巴
Sam	萨姆
Scott	斯科特



微信公众号：电子课本大全

石家庄大桥教育

Four Seasons



Little Jill does not like spring. It's too wet. It rains too much. "I always have to take my umbrella," says Little Jill.



Little Emma does not like summer. It's too hot. It's too dry. "I can't wear my favourite clothes," says Little Emma.

石家庄大桥教育

微信公众号：电子课本大全



Little Lenny does not like autumn. It's too cool in autumn. There's too much wind. It's too cloudy.



Little Billy does not like winter. It's too cold! It snows too much! "I have to wear my big coat," says Little Billy.

石家庄大桥教育

微信公众号：电子课本大全



An old farmer hears the children talking. "What did you have for breakfast? Did you have vegetables?" "Yes, we had some vegetables. This afternoon we will have some fruit."

"In spring, farmers plant vegetables and fruit. The rain falls and the young plants begin to grow," says the old farmer.



"In summer the sun is hot. It makes the plants grow big and strong." The children listen. This is a very interesting lesson.

"Next comes autumn. The plants are strong and healthy. The farmers bring them home and make delicious food. The food makes people grow strong and healthy," the old farmer says.

石家庄大桥教育

微信公众号：电子课本大全



The children want to know about winter. The old farmer looks at the children. "Do you sleep at night?" he asks. "Yes, we sleep at night. We have a good rest," say the four children. "In winter, the land is tired. It needs a good rest, too," says the old farmer. "It needs to sleep."



"So, say thanks to spring, summer, autumn and winter," says the old farmer. That is why we need the four seasons.

wet 潮湿的	begin 开始
rest 睡眠或休息（的时间）	land 田地；耕地

石家庄大桥教育

微信公众号：电子课本大全

New Clothes for Li Ming



It was morning. Li Ming felt sad. Today was New Year's Day in China, but not in Canada.

On the last New Year's Day, in China, Li Ming got new clothes. He got new shoes, new socks, a new shirt and new trousers. Li Ming liked Canada, but he wanted new clothes for New Year's Day.



In China, everyone visited their family. Li Ming and his parents always visited Li Ming's grandparents. Li Ming liked Canada, but he wanted to visit his family on New Year's Day.

石家庄大桥教育

微信公众号：电子课本大全



Li Ming put on his clothes and went to the kitchen. Jenny was sitting at the table. She was having breakfast. But Li Ming didn't feel fine. He felt sad. He liked Canada, but today he wanted to be in China.



Li Ming went to school with Danny and Jenny. He talked to Mr. Wood, but he didn't smile. He looked at the floor. Mr. Wood said to the class, "Today is a special day. We are going to do some special things. First we are going to clean the classroom. Then we are going to make dumplings." "Clean the classroom? Make dumplings? Why?" asked everyone.

石家庄大桥教育
微信公众号：电子课本大全



"Do you know why, Li Ming?" asked Mr. Wood. Now Li Ming felt happy. "Sure!" he said. "It's Chinese New Year's Day!"

Everyone helped clean the classroom. Mr. Wood had pictures for the twelve Chinese years. "Li Ming," he said. "Please help me. What is the first?" "The rat is the first," said Li Ming. "Then come the ox, tiger, rabbit, dragon, snake, horse, sheep, monkey, rooster, dog and pig."



Li Ming helped the class make dumplings. Then they cooked the dumplings. They ate the dumplings with chopsticks. "Happy New Year, Li Ming!" everyone said. "Happy New Year!" Li Ming laughed.

石家庄大桥教育

微信公众号：电子课本大全



Li Ming, Danny and Jenny went home.
"Hello!" said Mr. Smith. "How was school today?" "It was fun!" said Jenny and Danny. "It was great!" said Li Ming. "There's a box from China for you, Li Ming," said Mr. Smith. "Here."



Li Ming quickly opened the box. Inside he found new shoes, new red socks, a new red shirt and new red trousers! There was a card, too.

grandparents （外）祖父祖母　　chopstick 筷子

石家庄大桥教育
微信公众号：电子课本大全

The Story of Santa



It's the day before Christmas. Li Ming, Jenny and Danny put up the Christmas tree. They put a yellow star on the tree and the gifts under it. They are happy.



Tomorrow is Christmas Day. Li Ming is excited. This is his first Christmas in Canada. He wants to know more about this holiday.

石家庄大桥教育
微信公众号：电子课本大全



Long ago, there really was a Santa, but his name was Saint Nicholas. There are many stories about him. He helped children and gave gifts to poor people.



In North America, his name changed. People began to call him Santa. Santa is old and has white hair. Kids believe that Santa brings them gifts on Christmas.

石家庄大桥教育

微信公众号：电子课本大全



Santa lives in the North Pole. On Christmas Eve, Santa rides in a sleigh. His reindeer pull the sleigh and they fly in the sky. Santa comes into the house through the chimney.

Li Ming likes the story about Santa.

石家庄大桥教育

微信公众号：电子课本大全



Jenny says, "When I was a little kid, I often put a stocking out for Santa to put gifts in. On Christmas morning, I would look in my stocking to find my gifts." Danny says, "I did that, too. My favourite gift is donuts." "Wow, I will put a stocking beside the tree this evening," says Li Ming.



"Jenny, what else do you know about Christmas? Please tell me more about it." Li Ming asks. "OK. Red, green and white are Christmas colours," answers Jenny. "Santa's hat is white and red and he wears red and white clothes. Our Christmas tree is green," says Danny.

really 真正地；确实	ago 前；以前	change 变；改变
believe 相信	deliver 递送；传送	the North Pole 北极
sleigh 雪橇	reindeer 驯鹿	through 穿过
chimney 烟囱	stocking 长筒袜	hope 希望
else 其他的；别的	tell 告诉	

石家庄大桥教育
微信公众号：电子课本大全