教育部审定
2012

义务教育教科书

英语

三年级　上册（三年级起点）



ENGLISH

教育科学出版社

微信公众号：电子课本大全

Contents

Let's meet our friends 1

Module 1 Greetings 2

Unit 1 Hello! 2
Unit 2 How are you? 8

Module 2 Introductions 14

Unit 3 What's your name? 14
Unit 4 This is my dad 20

Module 3 Body 26

Unit 5 Wash your face 26
Unit 6 Touch your head 32

Module 4 Family 38

Unit 7 A picture of my family 38
Unit 8 Who's that lady? 44

Module 5 Toys 50

Unit 9 Is it a cat? 50
Unit 10 I have a ship 56

Module 6 School things 62

Unit 11 Do you have a pencil? 62
Unit 12 Put it on the desk 68

Module 7 Let's look back 74

Vocabulary 78

Appendix 81

微信公众号：电子课本大全

Unit 1 Hello!

Let's talk

Listen and say.



微信公众号：电子课本大全



微信公众号：电子课本大全

Fun with language

1. Look and match.







morning　　afternoon　　evening

2. Listen and number.





(1)





微信公众号：电子课本大全

3. Listen and match.

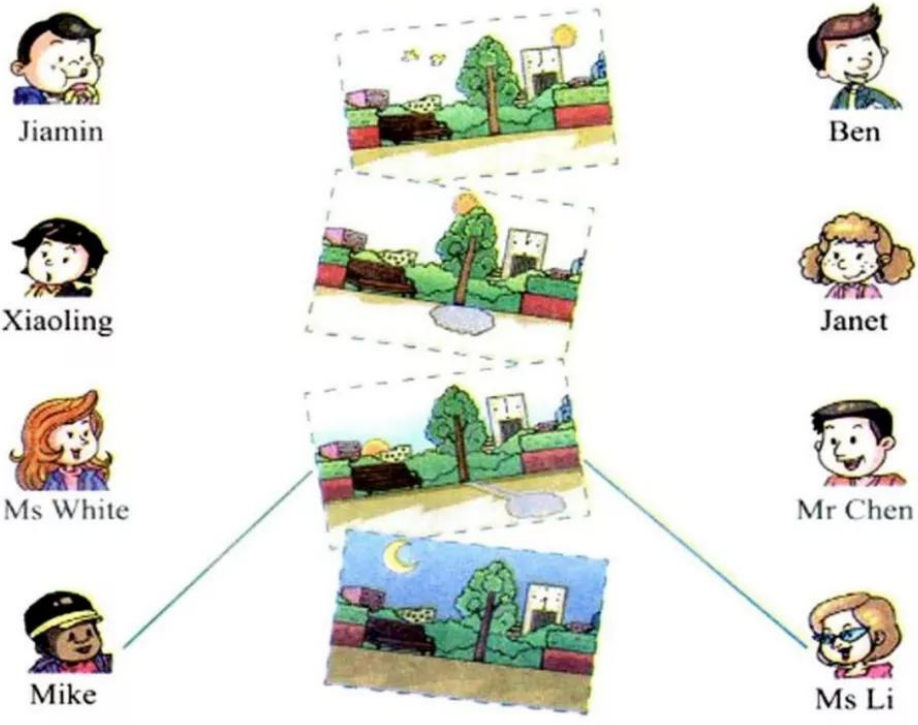

4. Play the game.



微信公众号：电子课本大全

Sing along

Listen and sing.

Good morning

1=C 2/4

Good morning, Ms White.
Good morning, boys and girls.
Good morning, Ms White.
Good morning, boys and girls.
Hello, hello, hello. Good morning.



微信公众号：电子课本大全

Sound family

1. Listen and read.

Aa Bb Cc Dd Ee Ff Gg Hh

2. Listen and point.



Rhyme time

Read the rhyme.

A, B, C, D.
A, B, C.
This is A,
This is B.
E, F, G, H.
E, F, G.
Say after me.
Say after me.

微信公众号：电子课本大全

Unit 2 How are you?

Let's talk

Listen and say.







微信公众号：电子课本大全









微信公众号：电子课本大全

Fun with language

1. Look and match.







dad

mum

grandma

Ben

grandpa

2. Listen and number.






微信公众号：电子课本大全

3. Look and say.



4. Do the project.

Make and match greetings

Step 1: Make your greeting cards.

morning | afternoon | evening | How are you? | Fine.

Step 2: Choose a card.

Step 3: Find your partner and make a dialogue.



微信公众号：电子课本大全

Story time

Read and act.



微信公众号：电子课本大全

Did you know?

Greetings around the world.



Self-assessment

Now I can…

(1) greet people in English.			
(2) read and say the letters Aa–Hh.			
(3) read and say the new words and expressions in this module.			
(4) sing the song and read the rhyme in this module.			
(5) …			

微信公众号：电子课本大全

Unit 3 What's your name?

Let's talk

Listen and say.



微信公众号：电子课本大全



微信公众号：电子课本大全

Fun with language

1. Listen and match.



2. Choose and say.



微信公众号：电子课本大全

3. Play the game.



4. Look and act.



微信公众号：电子课本大全

Sing along

Listen and sing.

Hello

1=D 2/4

Hello, hello, hello, hello!
My name's Janet.
Hello, hello, hello, hello!
My name's Janet.
It's nice to meet you.

Hello, hello, hello, hello!
My name's Xiaoling.
Hello, hello, hello, hello!
My name's Xiaoling.
It's nice to meet you, too.



微信公众号：电子课本大全

Sound family

1. Listen and read.

Ii Jj Kk Ll Mm Nn Oo Pp Qq

2. Listen and join the dots.

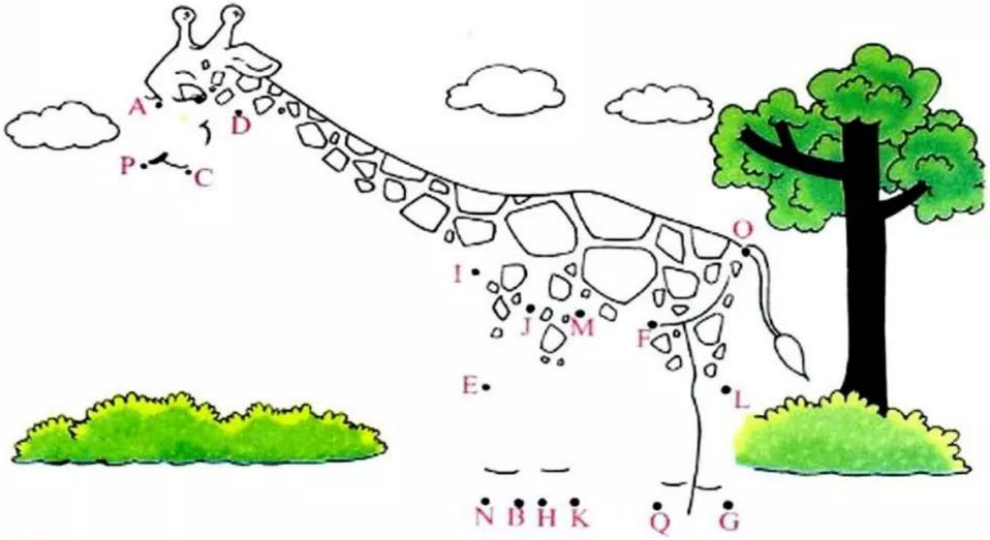

Rhyme time

Read the rhyme.

Hello, hello.
My name's Xiaoling. This is Ben.
Hello, hello.
My name's Jiamin. This is Ken.
Let's be friends.
Let's be friends.

微信公众号：电子课本大全

Unit 4 This is my dad

Let's talk

Listen and say.





微信公众号：电子课本大全



微信公众号：电子课本大全

Fun with language

1. Play the game.

1



2



3



2. Show and say.

This is my dad. This is my mum. This is my grandpa. This is my grandma.



微信公众号：电子课本大全

3. Look and act.



4. Do the project.

Make a name card

Step 1: Make your name card.



Step 2: Introduce yourself.

微信公众号：电子课本大全

Story time

Read and act.



微信公众号：电子课本大全

Did you know?

Different countries, different names.



Charles Robert Darwin

given name | middle name | family name



Issac Newton

given name | family name



Qian Xuesen

family name | given name

Self-assessment

Now I can...

(1) introduce people in English.	
(2) read and say the letters Ii–Qq.	
(3) read and say the new words and expressions in this module.	
(4) sing the song and read the rhyme in this module.	
(5) ...	

微信公众号：电子课本大全

Unit 5 Wash your face

Let's talk

Listen and say.



微信公众号：电子课本大全



微信公众号：电子课本大全

Fun with language

1. Read and number.

(1) hands (2) hair (3) feet (4) face

(5) ears (6) eyes (7) nose



2. Listen and number.



微信公众号：电子课本大全

3. Think and tell.

What do you use to do this?

Example: (1) My eyes and hands.

1 

2 

3 

4 

5 

6 

4. Look and say.

What advice will you give?

Example: (1) Wash your face.

1 

2 

3 

4 

5 

微信公众号：电子课本大全

Sing along

Listen and sing.

This is the way

1=F 6/8

This is the way I brush my teeth,
Brush my teeth, brush my teeth.
This is the way I brush my teeth,
So early in the morning.



微信公众号：电子课本大全

Sound family

1. Listen and read.

Rr Ss Tt Uu Vv Ww Xx Yy Zz

2. Read and match.

Yy Ee Aa Uu Oo Ii

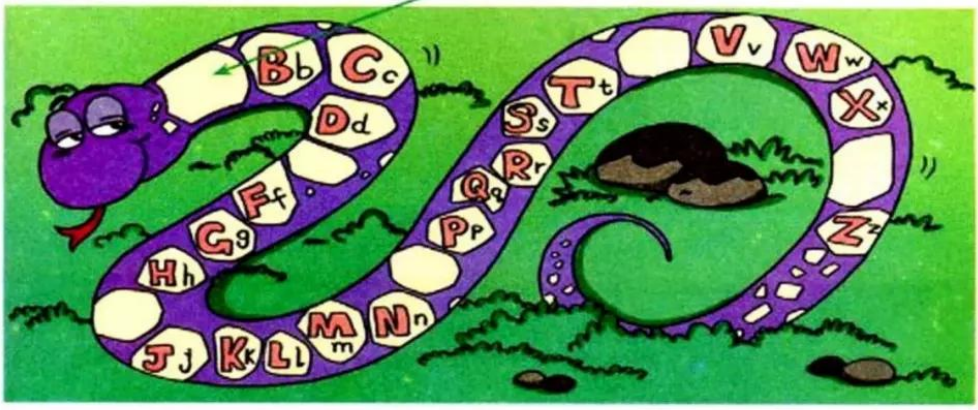

Rhyme time

Read the rhyme.

A, B, C, D, E, F, G.
Clean your feet, clean your feet.
H, I, J, K, L, M, N.
Wash your hands, wash your hands.
O, P, Q, R, S, T.
Brush your teeth, brush your teeth.
U, V, W, X, Y, Z.
Touch your head, touch your head.

微信公众号：电子课本大全

Unit 6 Touch your head

Let's talk

Listen and say.



微信公众号：电子课本大全

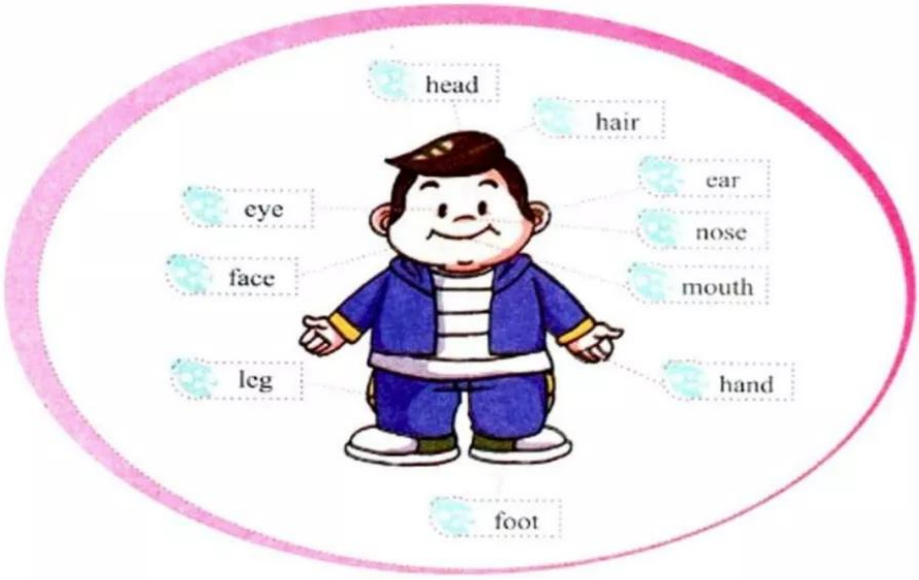



微信公众号：电子课本大全

Fun with language

1. Look, say and draw.

What's missing?

Example: (1) The ears.

1



2



3



4



5



6



2. Play the game.





微信公众号：电子课本大全

3. Draw and label.



4. Do the project.

Make a puppet

Step 1: Name the body parts.

Step 2: Make your puppet.

Step 3: Introduce your puppet.



微信公众号：电子课本大全

Story time

Read and act.



微信公众号：电子课本大全

Did you know?

Body language.



Victory.



Stop.



Good luck!

Self-assessment

Now I can...

(1) name the parts of the body in English.			
(2) follow and give simple instructions.			
(3) read and say the letters Rr–Zz.			
(4) read and say the new words and expressions in this module.			
(5) sing the song and read the rhyme in this module.			
(6) ...			

微信公众号：电子课本大全

Unit 7 A picture of my family

Let's talk

Listen and say.



微信公众号：电子课本大全



微信公众号：电子课本大全

Fun with language

1. Group the words.

grandpa　　grandma　　man　　lady　　mother　　father

boy　　girl　　dad　　mum





2. Look and say.



Stick your family photo here.

微信公众号：电子课本大全

3. Match and say.

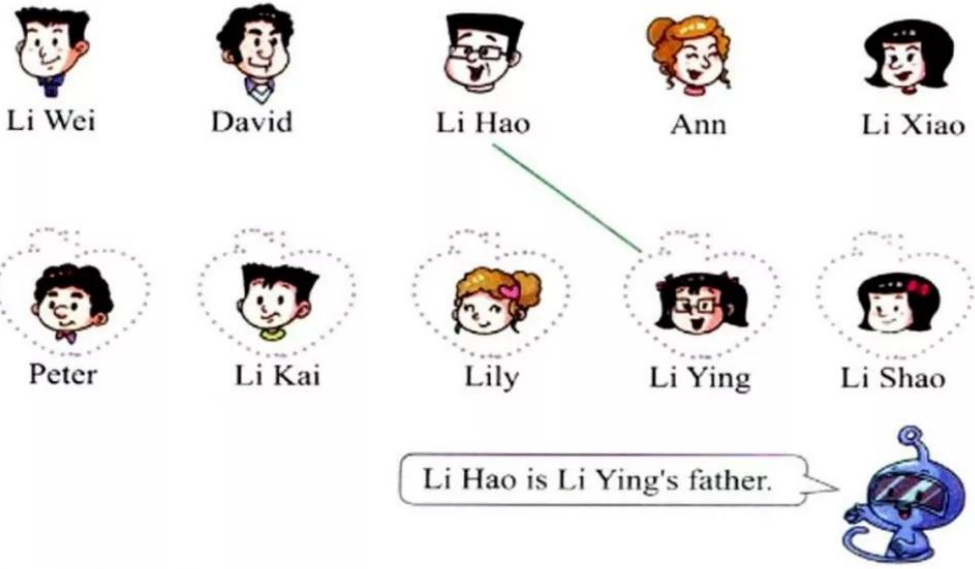

4. Ask and answer.

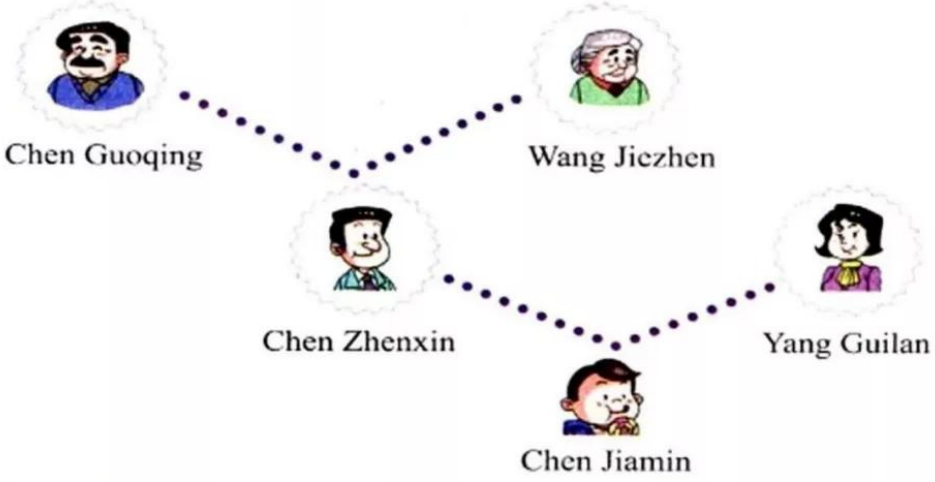

Example: Who's Wang Jiezhen?

Chen Jiamin's grandma. / Chen Zhenxin's mother.

微信公众号：电子课本大全

Sing along

Listen and sing.

Mummy loves me

1=C 2/4

Mummy loves me, this I know,
For she often tells me so.
With a pleasant word and smile,
Mummy loves me all the while.
Mummy, Mummy,
Mummy, Mummy!
How I love you.
How I love you, too.



微信公众号：电子课本大全

Sound family

1. Read and write.

Aa Bb Cc Dd Ee Ff Gg Hh

2. Listen and repeat.

face baby clean dad me father grandma hand

3. Find and write.





Rhyme time

Read the rhyme.

Who's that man? Who's that man?
Peter Pan, Peter Pan.
His name is Peter Pan.
Peter Pan, Peter Pan.
He is a funny man.

微信公众号：电子课本大全

Unit 8 Who's that lady?

Let's talk

Listen and say.



微信公众号：电子课本大全



old

grandpa



cute

brother



strong

uncle





thin

aunt



pretty

sister

微信公众号：电子课本大全

Fun with language

1. Odd one out.

(1) father	mother	brother	grandpa
(2) mother	sister	father	family
(3) lady	man	grandma	sister
(4) cute	pretty	tall	baby

2. Find and say.



Example: Who's this old man?

He's David's grandpa.

微信公众号：电子课本大全

3. Guess and say.



4. Do the project.

Draw your family picture

Step 1: Write down the names of the people in your family.

Step 2: Draw them in the picture.



Step 3: Talk about your family.



微信公众号：电子课本大全

Story time

Read and act.



微信公众号：电子课本大全

Did you know?

Relatives in English.

Your father's father is your grandpa.

Your mother's father is your grandpa too.

Your father's mother is your grandma.

Your mother's mother is your grandma too.

Self-assessment

Now I can...

(1) ask about people's family members.			
(2) talk about people's looks.			
(3) write the letters Aa–Hh.			
(4) read and say the new words and expressions in this module.			
(5) sing the song and read the rhyme in this module.			
(6) ...			

微信公众号：电子课本大全

Unit 9 Is it a cat?

Let's talk

Listen and say.



微信公众号：电子课本大全



微信公众号：电子课本大全

Fun with language

1. Look and match.



dog　bear　rabbit　cat　ball　kite

2. Listen and number.



微信公众号：电子课本大全

3. Mime and guess.



4. Play the game.



微信公众号：电子课本大全

Sing along

Listen and sing.

I have a toy bear

1=C 4/4

I have a toy bear. Here it is.

I have a toy dog. Here it is.

How I love the toy bear from my dad!

How I love the toy dog from my mum!



微信公众号：电子课本大全

Sound family

1. Read and write.

Ii Jj Kk Ll Mm Nn Oo Pp Qq

2. Listen and repeat.

it **J**anet **k**ite **l**eg **m**an **n**o n**o**se grand**p**a

3. Listen and draw lines.



Rhyme time

Read the rhyme.

Look at my kite.
It is nice.
It is in the sky.
It is mine.

微信公众号：电子课本大全

Unit 10 I have a ship

Let's talk

Listen and say.



微信公众号：电子课本大全



plane

car

bus

bike

boat

微信公众号：电子课本大全

Fun with language

1. Odd one out.

(1) rabbit	bear	dog	toy
(2) plane	bus	car	kite
(3) eye	ear	nose	leg
(4) ship	bus	bike	car

2. Listen and tick.



微信公众号：电子课本大全

3. Play the game.



4. Do the project.

Create a game

Step 1: Make a spinner.



Step 2: Play the game.



微信公众号：电子课本大全

Story time

Read and act.



微信公众号：电子课本大全

Did you know?

Toys through time.



cuju



hoop and stick



frisbee

Self-assessment

Now I can...

(1) name some toys.			
(2) tell people the toys I have.			
(3) write the letters Ii–Qq.			
(4) read and say the new words and expressions in this module.			
(5) sing the song and read the rhyme in this module.			
(6) ...			

微信公众号：电子课本大全

Unit 11 Do you have a pencil?

Let's talk

Listen and say.



微信公众号：电子课本大全



bag



pen



book



rubber

Yes, I do.

OK. Here you are.

No, I don't. Sorry.

微信公众号：电子课本大全

Fun with language

1. Group the words.

(1) ball (2) book (3) ruler (4) pen

(5) kite (6) rubber (7) toy bear (8) toy car



(2)



(1)

2. Listen and match.



Jiamin



Janet



Xiaoling



Ben



Mike











微信公众号：电子课本大全

3. Play the game.

Example:



4. Look and act.



微信公众号：电子课本大全

Sing along

Listen and sing.

Let's draw

1=B 2/4

Do you have coloured pencils?
I want to draw.
I want to draw.
Draw, draw, draw a picture.
And put it on the wall.



微信公众号：电子课本大全

Sound family

1. Read and write the letters.

Rr Ss Tt Uu Vv Ww Xx Yy Zz

2. Listen and repeat.

rabbit sister tidy bus have we box yes zoo

3. Listen and say.

	A	B	C	D
E				
F				
G				
H				
I				





Rhyme time

Read the rhyme.

Do you have a ruler, Sue?
Yes, I do. Yes, I do.
Can I use your ruler, Sue?
Yes, please do, please do.

微信公众号：电子课本大全

Unit 12 Put it on the desk

Let's Talk

Listen and say.





on



in



under

微信公众号：电子课本大全



table



bed



desk





chair



微信公众号：电子课本大全

Fun with language

1. Listen and match.



2. Find the differences.



Example: In Picture 1, a pencil is on the desk.

In Picture 2, a pen is on the desk.

微信公众号：电子课本大全

3. Look and say.

Tell Jiamin how to tidy the room.

Example: Put the pencil on the desk.



4. Do the project.

Design your study room

Step 1. Think about the things you need.

Step 2. Draw your study room.

Step 3. Talk about your study room.





微信公众号：电子课本大全

Story time

Read and act.



微信公众号：电子课本大全

Did you know?

History of writing.



Self-assessment

Now I can…

(1) name some school things.			
(2) ask people about school things.			
(3) talk about where things are.			
(4) write the letters Rr–Zz.			
(5) read and say the new words and expressions in this module.			
(6) sing the song and read the rhyme in this module.			
(7) …			

微信公众号：电子课本大全

Module 7 Let's look back

You are at an English camp. You meet some new friends.

1. Introduce yourself and your friend.



2. Introduce your family to your friends.

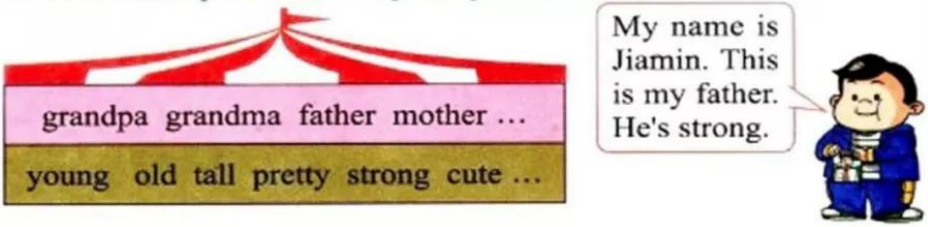

3. Today is Game Day. Enjoy the games.

Game 1: Join the dots in alphabetical order. What do you see?



微信公众号：电子课本大全

Game 2: Group the words.

A. book B. bus C. teeth D. pretty E. pencil F. tall G. mother
H. ruler I. leg J. brother K. head L. plane M. mouth N. bed
O. grandpa P. rabbit Q. table R. young S. dog T. chair U. father
V. bear W. bike X. nose Y. cute Z. sister

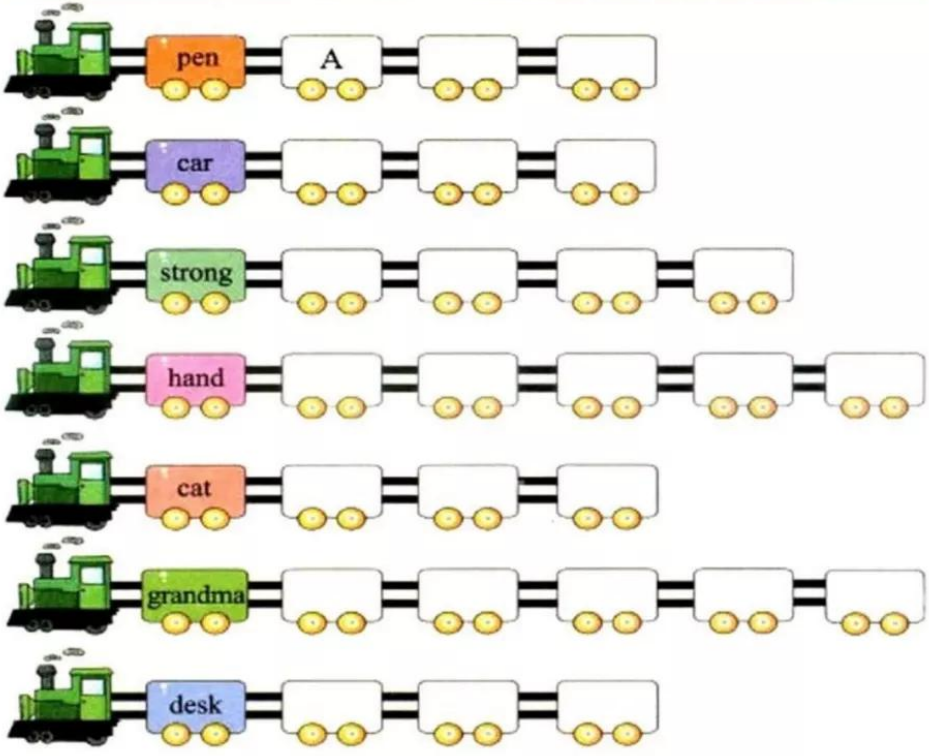

Game 3: Touch and guess.



微信公众号：电子课本大全

Game 4: Ask and answer.



Game 5: Listen and draw.



微信公众号：电子课本大全

4. Now the game day is over. You can get your prize.



Self-assessment

Now I can...

(1) greet people in daily life.			
(2) name the parts of the body.			
(3) name some toys and furniture.			
(4) talk about school things.			
(5) talk about the position of things.			
(6) read and write the English letters.			
(7) read and say the new words and expressions in this book.			
(8) sing the songs and read the rhymes in this book.			

微信公众号：电子课本大全

Vocabulary

Module 1 Greetings

Unit 1 Hello!

good 好的
morning 早上
Ms 女士
hello 喂；你好
hi 喂；你好
goodbye 再见
bye 再见
mum 妈妈（儿语）
afternoon 下午
evening 傍晚

Unit 2 How are you?

dad 爸爸（儿语）
How are you? 你好吗？
fine 好的
night 晚上
grandpa 爷爷；外公
grandma 奶奶；外婆

Module 2 Introductions

Unit 3 What's your name?

I 我
am 是
I'm = I am 我是
what 什么
is 是
what's = what is …… 是什么
your 你的；你们的
my 我的
name 姓名
let 让
us 我们（宾语）
let's = let us 让我们；我们……吧
friend 朋友
Let's be friends. 让我们成为朋友吧。

Unit 4 This is my dad

this 这
teacher 教师
nice 好的
meet 遇见；相遇
you 你；你们
Nice to meet you. 很高兴见到你（们）。
new 新的
too 也

微信公众号：电子课本大全

Module 3 Body

Unit 5 Wash your face

oh 哦
don't = do not 不
touch 触摸
eye 眼睛
hand 手
and 和；并且
face 脸
hair 头发
clean 弄干净；清洁的
nose 鼻子
ear 耳朵
feet 脚（复数）

Unit 6 Touch your head

children 小孩（复数）
play 玩
a 一（个、只……）
game 游戏
OK 好的；行
head 头
not 不
mouth 嘴巴；口
leg 腿
foot 脚

Module 4 Family

Unit 7 A picture of my family

picture 画；照片
of ……的
family 家庭
that 那
that's=that is 那是
man 男人
father 父亲
yes 是的；对的
he 他
he's = he is 他是
who 谁
who's=who is ……是谁
boy 男孩
it 它
it's = it is 它是
me 我（宾格）
brother 兄弟
girl 女孩
sister 姐妹
lady 女士
mother 母亲

Unit 8 Who's that lady?

she 她
she's = she is 她是
no 不；不对
isn't = is not 不是
young 年轻的
thank 谢谢
old 老的；旧的
cute 可爱的
strong 强壮的
uncle 叔叔；舅舅
thin 瘦的
aunt 阿姨；姑姑；婶婶
pretty 漂亮的

微信公众号：电子课本大全

Module 5 Toys

Unit 9 Is it a cat?

cat 猫
rabbit 兔子
dog 狗
toy 玩具
bear 熊
ball 球
kite 风筝

Unit 10 I have a ship

show 出示；显示；给……看
please 请
have 有
ship 轮船
plane 飞机
car 小汽车
bus 公共汽车
bike 自行车
boat 小船

Module 6 School things

Unit 11 Do you have a pencil?

do （助动词，没有具体意思）
ruler 尺
may 可以
use 使用
here 在这里；这儿
Here you are. 给你。
pencil 铅笔
sorry 对不起的
bag 袋子；书包
pen 钢笔
book 书
rubber 橡皮

Unit 12 Put it on the desk

put 放
in 在……里面
the 这；那；这些；那些
box 盒子；箱子
on 在……上面
desk 书桌
under 在……下面
bed 床
room 房间
tidy 整齐的
table 桌子
chair 椅子

微信公众号：电子课本大全

APPENDIX

BOYS' NAMES

Alan 艾伦	George 乔治	Peter 皮特
Alex 亚历克斯	Harry 哈里	Philip 菲利普
Barry 巴利	James 詹姆斯	Rhys 里斯
Bill 比尔	Jim 吉姆	Richard 理查德
Bob 鲍勃	John 约翰	Robert 罗伯特
Brian 布莱恩	Lewis 刘易斯	Sam 萨姆
Bruce 布鲁斯	Martin 马丁	Simon 西蒙
Charles 查尔斯	Michael 迈克尔	Stephen 斯蒂芬
Daniel 丹尼尔	Neil 尼尔	Thomas 托马斯
David 戴维	Oliver 奥利弗	William 威廉

微信公众号：电子课本大全

APPENDIX

GIRLS' NAMES

Alice 艾丽斯	Helen 海伦	Melanie 梅拉尼
Amy 埃米	Jane 简	Pamela 帕梅拉
Angela 安杰拉	Joanne 乔安妮	Polly 波利
Anna 安娜	Judy 朱迪	Rebecca 丽贝卡
Barbara 巴巴拉	Julia 朱莉娅	Ruth 鲁思
Claire 克莱尔	Kate 凯特	Sophia 索菲娅
Diana 戴安娜	Lauren 劳伦	Stella 斯特拉
Elizabeth 伊丽莎白	Linda 琳达	Susan 苏珊
Fiona 菲奥纳	Lucy 露西	Victoria 维多利亚
Gillian 吉利恩	Maria 玛丽亚	Zoe 佐伊

微信公众号：电子课本大全