教育部审定
2013

义务教育教科书

英语

（三年级起点）

四年级 上册



外语教学与研究出版社

微信公众号：电子课本大全

Contents

Starter unit	Welcome back	2
Unit 1	When is your birthday?	8
Unit 2	In the classroom	14
Unit 3	Numbers	20
Revision 1		26
Unit 4	School	32
Unit 5	Free time	38
Unit 6	Games	44
Revision 2		50
Supplementary activities		56
A musical play		63
Word list		67
Vocabulary		72
Proper names		78

微信公众号：电子课本大全

Starter unit

Welcome back

1 **Listen and sing the song.**

The Crazy Join In Rock

This is the rock.
This is the rock.
This is the Crazy Join In Rock.



Ride a cow,
Through the street.
A policeman
Looks at you.
Blow a kiss and
Ride away.
Do the rock,
The crazy rock,
The crazy rock,
The Crazy Join In Rock.



Bake a cake,
Catch a snake,
Shake your leg
And break an egg.
Do the rock,
The crazy rock,
The crazy rock,
The Crazy Join In Rock.

This is the rock.
This is the rock.
This is the Crazy Join In Rock.



微信公众号：电子课本大全

2a Which one doesn't belong? Cross it out.



bear bird cat dog fish clock



schoolbag shirt skirt jeans socks sweater



apple bananas rabbit bread noodles chicken

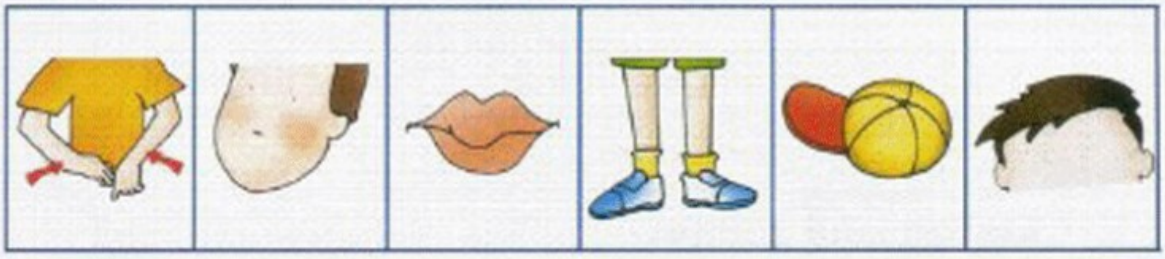

arms face mouth legs cap hair



pencils chairs sweaters desk monkeys bananas

2b Point and say what they are.

微信公众号：电子课本大全

Welcome back

3a **Listen and number the pictures.**



3b **Listen again. Then circle ( ) the words in the correct colour.**

eat	come	play	open	take out
swim	sit	put on	put	go to school

4 **Listen and mime.**



微信公众号：电子课本大全

5 Find their answers.

A B C D E F G H I K L N O P R S T U V Y



Ben

◆ What's your favourite game, Ben?

◆ What's your favourite day, Chen Zihan?



Chen Zihan



Li Ruyu

◆ What's your favourite colour?

◆ What's your favourite food, Jane?



Jane



Chris

◆ What's your favourite number?

◆ What's your favourite animal?



Li Na

PAIRWORK

Ask and answer.

What's Chen Zihan's favourite day?





Friday.

微信公众号：电子课本大全

Welcome back

6a What's missing? Fill them in.





6b Point and read the days and the numbers.

7 Fill in the proper forms of the missing nouns.

a shirt	four caps	a sweater
five shirts	one	six
two	a	two feet
one eye	eight teeth	one

微信公众号：电子课本大全

8 Write their feelings. Then say how they are feeling.


cat

.....


rabbit

.....


frog

.....


mouse

.....


dog

.....

9 Match the questions with the answers. Then listen and check.

What colour are your shoes?	Yes, I have.
Do you like football?	Red and white.
How many boys are there?	Nine apples.
Have you got a bike?	No, I don't.
What's in your bag?	Twenty-six.





微信公众号：电子课本大全

Unit 1

When is your birthday?

1 Listen and say the birthday chant.

When is Toby's birthday?
In January, February, March?
No, no, no.
In April, May or June?
No, no, no.
July, August, September?
No, no, no.
October or November?
No! Please remember:
It's in December.



2 Listen and number the pictures.



1

January



February



March



April



May



June



July



August



September



October



November



December

微信公众号：电子课本大全

3a **Listen and circle ( ).**

When are the children's birthdays?



February

April

November



January

June

October



March

May

July



August

September

December

3b **Listen again and answer the questions.**

Then write down your answers.



In November.

PAIRWORK

Practise the dialogues in pairs.

微信公众号：电子课本大全

When is your birthday?

4 Look carefully. When are the children's birthdays?

Alison's birthday is in .....











5 Read and act out.

Today is Pit's birthday.





微信公众号：电子课本大全

6a Put the dialogue in the correct order. Fill in the numbers.



6b Listen and check. Then repeat.

PAIRWORK

Listen to the dialogue. Then ask your partner the same questions.

Have you got a pet?	Yes, a cat.
Do you like your yellow T-shirt?	Yes, I do.
What's your favourite colour?	It's green.
What's your favourite day?	My favourite day is Saturday.
When is your birthday?	It's in March.

微信公众号：电子课本大全

Unit 1

When is your birthday?

7a Listen and point.

There are four seasons in a year.









7b Listen again and colour the frames.





spring

summer

autumn

winter





微信公众号：电子课本大全

8 Read the text. Then do the crossword. Circle ( ) the names of the seasons.

Colours of the seasons

Spring is green.
Summer is red.
Autumn is yellow.
Winter is white.



W	A	S	U	M	M	E	R
I	U	E	T	W	N	R	E
N	M	A	U	T	U	M	N
D	E	S	P	R	I	N	G
G	O	O	P	Q	S	E	A
W	I	N	T	E	R	S	I
A	R	S	U	V	O	B	X

9a Listen and number the pictures.


cool


cold


hot


warm

9b Listen again and point.

GROUPWORK

Is autumn your favourite season? Talk about it with your classmates. Then draw a picture of autumn.

微信公众号：电子课本大全

Unit 2

In the classroom

1a Fill the letters in and find out the words.

A B C D E F G H I K L N O R S T U W



















1b Write the words below the pictures.

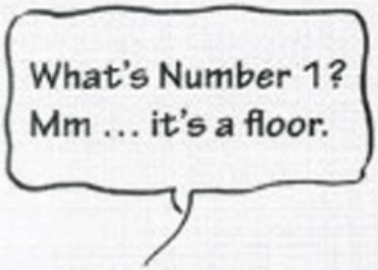







1. floor 2. _____ 3. _____





4. _____ 5. _____









6. _____ 7. _____ 8. _____

1c Listen and point.

微信公众号：电子课本大全

PAIRWORK

Look and point at each picture in 1b. Ask and answer.



2a **Listen and number the pictures.**



2b **Listen again and point.**

Where is ...? It's ...

3 **Write the correct words below each picture.**

in
on
under
behind
in front of

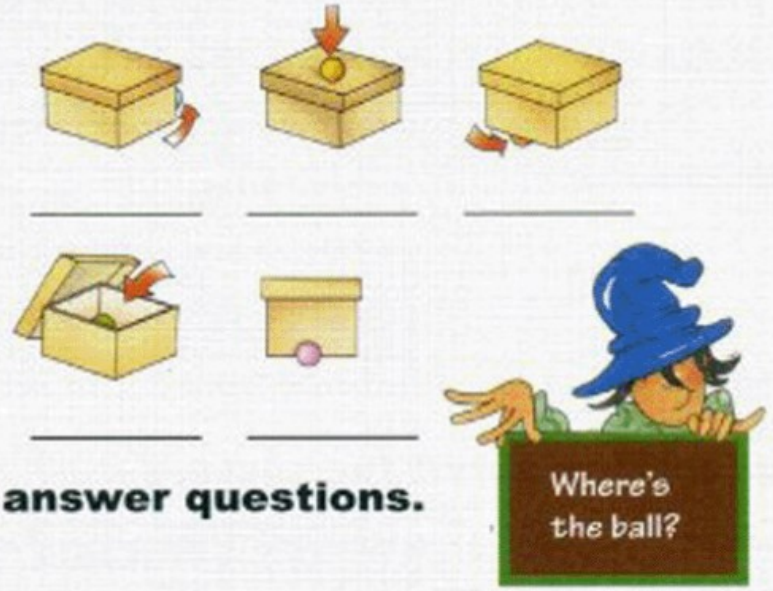

Now ask and answer questions.

微信公众号：电子课本大全

Unit 2

In the classroom

4a **Look and listen.**



4b **Listen to the conversation again. Then answer.** *Yes or No?*

1. Are there any chairs in the room?
2. Is there a chair in front of the window?
3. Are there any books in the schoolbag?
4. Is there a board on the wall?
5. Are there any pens in the pencil case?
6. Is there a mouse behind the curtains?

PAIRWORK

Ask questions about the picture, and answer them.

Is there a ...? Yes. (No.)

Are there any ...? Yes. (No.)

微信公众号：电子课本大全

5a **Look at the puzzle pieces on page 79 for one minute. Then look at the questions below. Tick (✓) the answers.**

How many desks are there?	six	seven
How many chairs are there?	eight	nine
How many windows are there?	three	two
What colour is the board?	green	black
What colour is the door?	red	brown

5b **Cut out the puzzle pieces on page 79. Glue them in and check your answers in 5a.**



PAIRWORK

Ask questions about the puzzle you completed, and answer them.

微信公众号：电子课本大全

Unit 2

In the classroom

6a A story — The frog.



微信公众号：电子课本大全



Put the puzzle pieces together to find out the ending (page 81).

6b **Listen and fill in the numbers.**

- ☐ Abracadabra ...
- ☐ Put the frog in the teacher's desk.
- ☐ Put the frog in the bag.
- ☐ Look, a frog!
- ☐ Catch the frog.
- ☐ Ah, here you are.

微信公众号：电子课本大全

Unit 3

Numbers

1 Listen and sing the song.

Ninety-nine bananas a day

Come on, everybody.
Listen to my song.
I've got a wonderful, wonderful friend.

He eats thirty-three bananas for breakfast,
And thirty-three bananas for lunch,
And thirty-three bananas for dinner.
That's ninety-nine bananas a day.

His favourite colour is yellow.
His favourite food is yellow, too.
His favourite number is ninety-nine.
And he lives at London Zoo.



2 Listen and colour.

13 thirteen
40 forty
60 sixty
15 fifteen
14 fourteen
30 thirty
50 fifty
18 eighteen
80 eighty
100 a hundred
17 seventeen
16 sixteen
90 ninety
19 nineteen
70 seventy

PAIRWORK

Test your partner.



微信公众号：电子课本大全

3 Listen and say.

12	twelve	20	twenty	16	sixteen	60	sixty
13	thirteen	30	thirty	17	seventeen	70	seventy
14	fourteen	40	forty	18	eighteen	80	eighty
15	fifteen	50	fifty	19	nineteen	90	ninety

4 Listen and say the rhyme.

One, two, three, four,
Five, six, seven,
Eight, nine, ten,
And now eleven,
Twelve is two **plus** ten,
Now let's **start** again.



PAIRWORK

Do the sums in English.

18 + 48	37 + 43	52 + 25	19 + 17	49 + 49
99 – 26	76 – 57	82 – 32	24 – 5	90 – 38



微信公众号：电子课本大全

Numbers

5a **Listen to the story and mime the actions.**



微信公众号：电子课本大全

5b Listen and fill in the numbers.

- [ ] You're hot.
- [ ] Put it in your **pocket**.
- [ ] Open the door.
- [ ] "That's 70p."
- [ ] Oh, no! There's a **big** hole in your pocket.
- [/] Take your **money**.
- [ ] Run to the shop.
- [ ] Say "A big ice cream, please."
- [ ] Look for your money.

6a Look and learn.

British coins



1p 5p 10p 20p 50p

6b How much money has Pat got? Listen and do the sums.

20	33	32	71	16	62
2	10	18	1	60	13
24	22	80	11	15	91
(12)	80	8	38	6	46
70	25	19	22	54	30

Pat has got ..... p.



微信公众号：电子课本大全

Unit 3

Numbers

7a **Listen and circle ( ) the things they buy.**
Also circle ( ) how much they cost.



Colin



19p 80p 95p

Caroline



70p 80p 90p

Rod



19p 90p 95p

7b **Listen again and fill in the table.**



orange juice cola two apples banana ice cream two chocolate eggs

Name	Things they buy	How much
Colin		
Caroline		
Rod		

PAIRWORK

Practise the dialogues in pairs.

微信公众号：电子课本大全

8 Look, listen and learn.













GROUPWORK

Act out the shopping scenes in class.



微信公众号：电子课本大全

GROUPWORK

1 Say the chant — When is Toby's birthday?



In J F M ?
In A M or J ?
J A S ?
O or N ?
It's in D

2 Sing the song.

Ninety-nine bananas a day

Come on, everybody.
Listen to my song.
I've got a wonderful, wonderful friend.
33 for breakfast, 33 for lunch,
33 for dinner. 99 a day.
99
And he lives at London Zoo.



3 When are their birthdays?

A	B	C	I	M	N
1	2	3	4	5	6

Rosie 6 ? ? ? 5 2 ? ?
David 1 ? ? 4 ?
Julia 5 1 ? 3 ?
Simon ? ? 3 ? 5 2 ? ?

微信公众号：电子课本大全

CHECK YOUR ENGLISH



4 Listen and tick (✓).

1. When is Bob's birthday?



2. Where is the shirt?

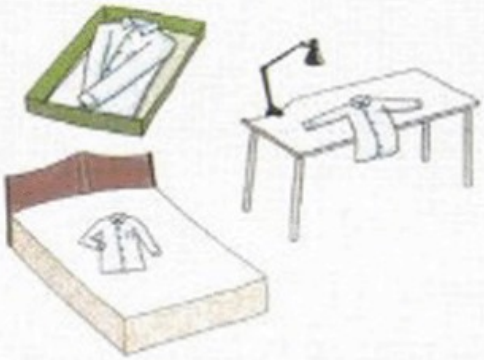

3. What season is it?

- spring
- summer
- autumn
- winter

4. How much are the school things?

89p 90p 96p

5 Circle (⬭) the classroom words.



S	M	G	W	X	V	D	H
C	H	A	I	R	D	M	T
H	P	R	N	B	O	O	K
O	E	Y	D	K	O	S	R
O	N	B	O	A	R	D	U
L	C	K	W	P	O	E	L
B	I	E	H	E	U	S	E
A	L	R	E	N	E	K	R
G	X	A	P	E	M	G	V

微信公众号：电子课本大全

6 Read the sentences and tick (✓) the answers: A or B?

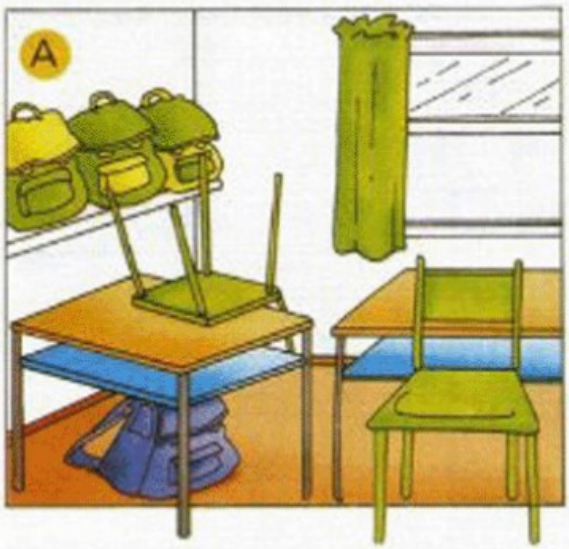



There is a blue bag on a desk. A ✓B

There is a brown floor. A B

There is a blue chair on a desk. A B

There are three green and yellow schoolbags in the room. A B

There are two orange and blue desks. A B

There are three green chairs in the room. A B

☆ ☆ ☆

7 Look at the glued picture on page 17 for 30 seconds. Then fill in the words in the right spaces.

in
on
under
behind
under
on
in front of

1. There is a yellow pencil case ..... a desk.
2. There is a blue schoolbag ..... the curtains.
3. There is an apple ..... an orange chair.
4. There are two green books ..... a red schoolbag.
5. There is a TV ..... the board.
6. There is a mouse ..... an orange chair.
7. There is a rabbit ..... a desk.

☆ ☆ ☆

微信公众号：电子课本大全

8 Watch and choose. Then write the sentences.

- There is or There are ?

.....  on my desk.

.....  on her desk.

- has got or have got ?

I .....  .

She .....  .

- is or are ?

What colour ..... your  ?

It .....  .

What colour ..... your  ?

They .....  .

9 Find the path to number 30. Write the numbers on your path here.



微信公众号：电子课本大全

10 Put each dialogue in the correct order. Fill in the numbers. Then listen and check.

- ◯ Hello.
- ◯ Two apples, please.
- ◯ 45p, please.
- ◯ Thank you.
- ◯ Here you are.
- ◯ No problem.



- ◯ Is that 40p?
- ◯ A cola, please.
- ◯ No, 30p.
- ◯ Thank you.
- ◯ 30p, please.
- ◯ Here you are.

11 Complete the dialogue. Fill in the numbers. Then listen and practise in pairs.

- ☐ Goodbye.
- [/] Good morning.
- ☐ Bye-bye.
- ☐ Here you are.
- ☐ 45p, please.
- ☐ A chocolate bar and a cola, please.
- ☐ Thank you.
- ☐ Good morning.



微信公众号：电子课本大全

12a Talk about the pictures with the words from the box.

on
in
in front of
under
behind


1


2


3


4


5

What's **on** the desk?



There is a black **mouse**.

12b Write about the pictures.

1. There is a white mouse in the schoolbag.
2. .....
3. .....
4. .....
5. .....



My progress



Good! Great! Super!



微信公众号：电子课本大全

School

1a Look and listen.



1b Listen again and answer the questions.

Yes or No?

(1) Is their school big?
(2) Is it small?
(3) Are there many classrooms?
(4) Is there a library?
(5) Are there many books in it?
(6) Is there a gym at the school?

微信公众号：电子课本大全

2 Match to complete the sentences. Then listen and check

We have classes	in the library.
We often read	in the computer room.
We have lunch	on the playground.
We play sports	in the classroom.
We have computer class	in the canteen.



PAIRWORK

Ask and answer about your school.



3 Write about your school.

a photo of you

MY SCHOOL

School _____ Name _____

a photo of your school or school library or …

You can email this to toby_tiger@ymail.com



微信公众号：电子课本大全

School

4 **A story** — Timmy.



微信公众号：电子课本大全



微信公众号：电子课本大全

School

5a **Listen and find. Who are they? Write their names.**

May, Mr Crow, Parker, Miss Brown






---------- ---------- ---------- ----------

5b **Listen again, read and match. Then fill in the names.**

She is from Japan.
She has got black hair.
She is my good friend.
She likes Art.

She is from America.
She has got brown hair.
She's our class teacher.

I am from China.
I have got black hair.
I am eleven.
I like sports.

He is from Britain.
He has got red hair.
He is our school head teacher.
He is our Art teacher, too.

微信公众号：电子课本大全

6 Fill in the correct answers.



He or She?

_____ is Parker.

_____ is from China.

_____ is May.

_____ is from Japan.





has got or have got?

I _____ brown hair.

Mr Crow _____ red hair.



GROUPWORK

Talk about yourself, your partner and your English teacher.

7 Look and remember. Close your book and play the game.





微信公众号：电子课本大全

Unit 5

Free time

1 **Look, listen and number. Then point and read.**



微信公众号：电子课本大全

2a Listen and tick (✓) what the children can do.

Stephen



Jimmy



Jane



Tom



Speak in class:

Stephen can ...
and ...
He can't ...
Jimmy can ...
and ...
He can't ...



2b Listen again and complete the sentences.

Fill in *can* **or** *can't*.

Stephen _____ play football. Jimmy _____ play football, too.

Stephen _____ play table tennis. Jimmy _____ play table tennis.

Jane _____ play the piano. Tom _____ play the piano.

PAIRWORK

Tell your partner what you can do.



I can play table tennis.

I can play the piano.



微信公众号：电子课本大全

Free time

3 Listen and sing the song.

My sister, my brother and me

My brother, Julius, is a genius.
He can sing.
He can swim.
He can ski.

My sister, Barbara, is a superstar.
She can stand
On her head
In her bed.

I can't sing.
I can't swim.
I can't ski.
I can't stand
On my head.

He's a genius.
She's a superstar.
But I can drive
A racing car.



4 Read the words of the song. Then answer.

1. Can Julius sing?
   Can he swim?
   Can he ski?

2. Look at the boy in yellow.
   Can he swim?
   Can he ski?
   Can he drive a car?



微信公众号：电子课本大全

5 Ask your friends and tick (✓) the answers.



can	☐	☐	☐	☐	☐	☐	☐	☐
..... (name)								
can't	☐	☐	☐	☐	☐	☐	☐	☐

6 Make a wall chart in class. Then give a report.

	Sandra	Daniel									
swim	✓	✓									
play football	✓	x									
ride a horse	x	✓									
play the piano	x	✓									



In **our** class there are _____ pupils.
_____ pupils can play football.
_____ pupils can't _____.
Everybody can _____.



微信公众号：电子课本大全

Free time

7 **A story** — The new bow and arrow.



微信公众号：电子课本大全



微信公众号：电子课本大全

Games

1 Play the game using a dice.



微信公众号：电子课本大全

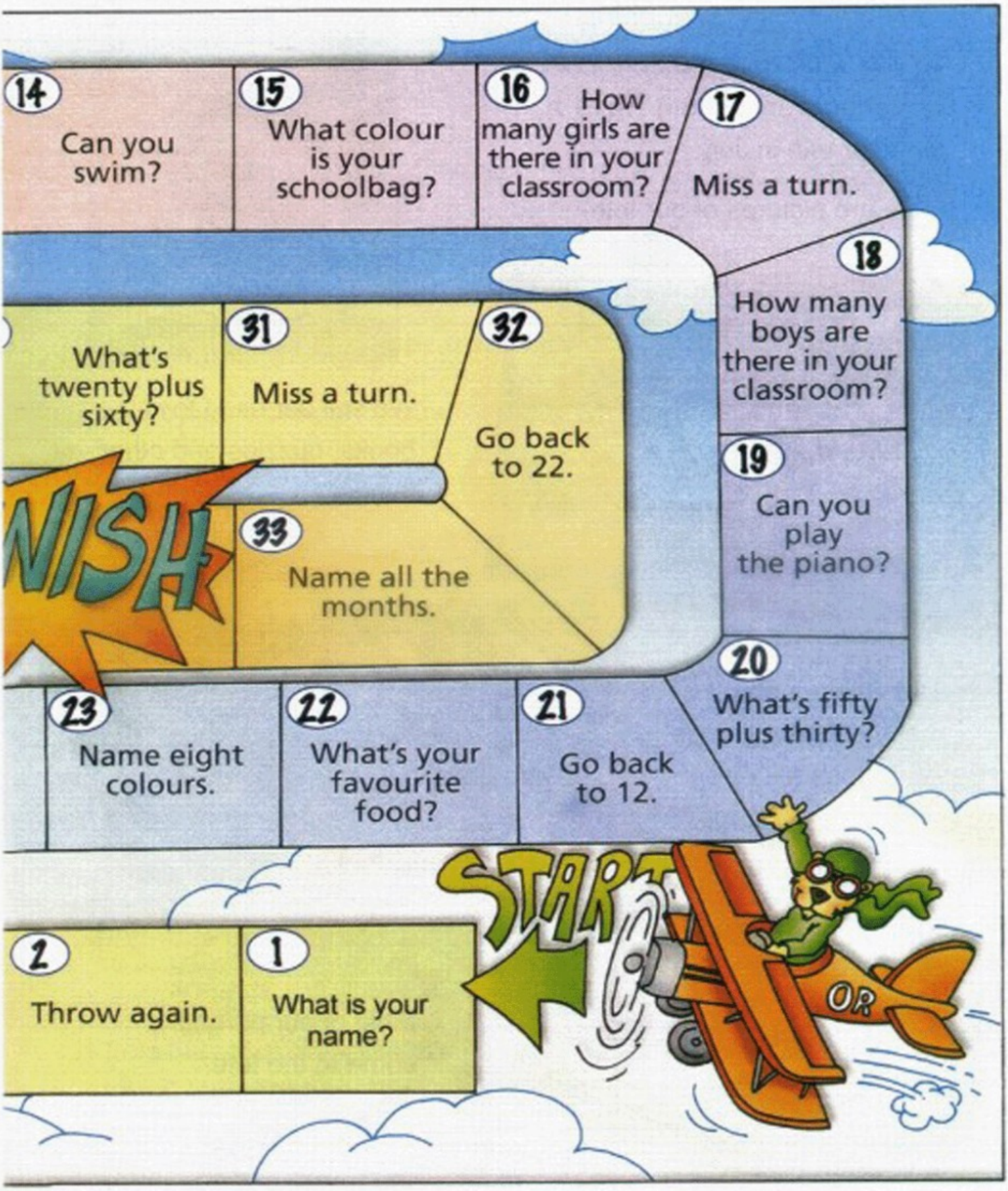

*** Play again. Your partner can ask his or her own questions instead.**

微信公众号：电子课本大全

Games

2a Listen and read.

Hi, I'm Jane from London. Lots of schools in Britain have a summer fete in July.

Here are pictures of our fete.





We sell our used toys, books, puzzles and other things.



The children play many different games.



Most of our parents come to the fete.

微信公众号：电子课本大全

2b Listen again. Then answer the questions.



1. What is the girl's name?
2. Where is she from?
3. When do they have their summer fete?
4. What do the children do at the fete?
5. Do their parents come to the fete?

3 The helicopter game at the fete.

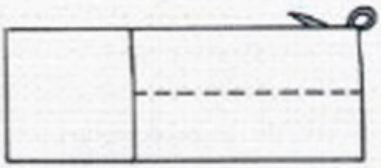

Cut out the shape on page 81.

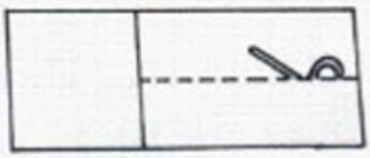

Cut along the ..... line.

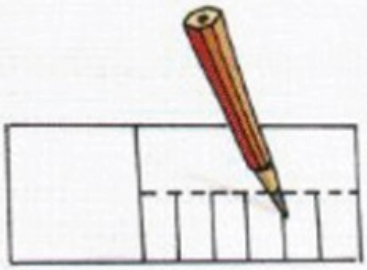

Draw 1 cm strips like this.

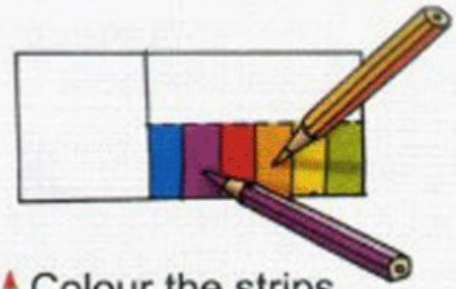

Colour the strips like this.



Turn the shape round. Colour the other strips in the same way. Use the same colours.



Fold the strips back like this. Fix a paper clip here.



Get on a chair. Drop the helicopter. Watch it as it flies.

What happens to the strips? They turn into c_____.

微信公众号：电子课本大全

Games

4a **Shapes in the maths class. Listen and point.**



4b **Listen again and say the words.**

5 **Maths puzzle. Write your answers in the boxes.**

How many lines does a square have? ☐

How many lines does a triangle have? ☐

How many lines does a rectangle have? ☐

How many triangles are there in the square? ☐

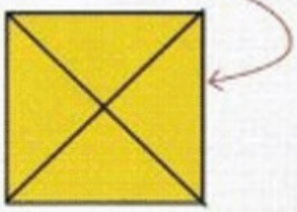



PAIRWORK

Ask the questions and answer them.

微信公众号：电子课本大全

6a Listen to the poem. Then number the pictures.

My prize

A box **full** of chocolates,
Hip, hip, hooray!
A box full of chocolates
Is my prize today.
Triangles and circles,
Rectangles and squares,
From the **box** into my tummy.
Chocolate ... yummy!



6b Listen again and mime the poem.

GROUPWORK

Look at the picture for 20 seconds. Then cover it up and try remembering:

How many | circles / triangles / squares / rectangles | are there?

In Emma's box	In Mike's box
_____	_____
_____	_____
_____	_____
_____	_____



Now check your answers.

微信公众号：电子课本大全

GROUPWORK

1 **Sing the song** — My sister, my brother and me.



2 **Talk about your school.**



微信公众号：电子课本大全

CHECK YOUR ENGLISH

3 **Listen and tick (✓) what they can do.**



Mr Brown					✓
Mrs Black					
Miss Li					

PAIRWORK

Talk about what you can do and what you can't do.



微信公众号：电子课本大全

4 **Look at the picture carefully. Then find the places below.**

classroom library playground computer room



PAIRWORK

Ask 4 – 6 questions about the picture in 4.

Is there ...? Are there any ...?

微信公众号：电子课本大全

5 Fill in the blanks with She, He or They.

1. The boy is Xu Tao. _____ is my good friend.
2. The girl is Xu Tao's sister. _____ is eight years old.
3. The man is Xu Tao's father. The woman is Xu Tao's mother. _____ are teachers.

6 Language puzzle.

Mr Black

- have got black hair. — He is from Britain.
- has got brown hair. — She is from America.

Mrs White

- has got an apple. — He's sad.
- have got a pizza. — She's happy.

Miss Li is my English teacher.

- I am his favourite pupil.
- She is my favourite teacher.

7 Answer the questions.



1. Who is your English teacher?
2. Have you got English on Monday?
3. Do you like English?
4. What do you like best in your English book?
5. Have you got any English storybooks?

微信公众号：电子课本大全

8 Listen and number the photos.



9 Listen and fill in the blanks.



微信公众号：电子课本大全

10 Fill in the table below with Yes or No.



The boy in the red shirt can't play football and can't swim. He can ride a horse.

The girl in the red jeans can't ride a horse and she can't ride a bike. She can play football.

The boy in the pink shorts can't play football and can't ride a horse. He can swim.

The girl in the blue jeans can't ride a bike and can't play football. She can ride a horse.

The boys can ride a bike.

The girls can swim.

Ann		No		
Bob				
Betty				
Dick				

☆ ☆ ☆

PAIRWORK

Ask your partner what each child in 10 can do.

— What can Ann do?
— She can play football. She can swim, too.

☆ ☆ ☆

微信公众号：电子课本大全

Unit 1

Supplementary activities

1 Write the children's names and birthdays. Write sentences.



A = ✚	D = ○	H = ▼	L = ◆	N = ☆	K = ↑	S = ✣
B = ❖	E = ▲	I = ●	M = ◇	O = ⊗	R = □	T = ↓

Mike's birthday is in .....

.....

.....

.....

.....

2 Write about you and your birthday.

I'm .....

I live in .....

My b.....

.....

Stick your birthday photo here.

微信公众号：电子课本大全

1 Read and colour.

Lisa's schoolbag is green and pink.

Her pencil case is yellow.

Her eraser is blue.

Her ruler is orange.

Her English book is red.

Her pen is green.

Her pencils are brown.



2 Colour and write.



Karen's schoolbag is .....

Her .....

Her .....

Her .....

.....

.....

.....

微信公众号：电子课本大全

Supplementary activities

1 Look and write the numbers.

60	11	15	90
.....	.....	.....	.....
19	13	40	50
.....	.....	.....	.....
14	30	16	12
.....	.....	.....	.....

2 Look and write.



Hi, I'm Sue. I live in London. I like apples, bananas and oranges very much.

Every week I eat .....

.....

.....

.....

微信公众号：电子课本大全

3 Look, match and write.



You're hot.

.....

.....

.....

.....

.....

.....



.....

.....

.....

.....

.....

.....

Put it in your pocket.

✓ You're hot.

Run to the ice cream shop.

There's a big hole in your pocket.

Take your money.

Look for your money.

微信公众号：电子课本大全

Supplementary activities

1 Write about the children.



Bob can .....

He ....

He can't ....



Diana can ....

She ....

....



Frank ....

He ....

....



Claire .... her .....

She ....

.... a .....

微信公众号：电子课本大全

2 Write about Nick, Mark, Dan and Maria.



Nick	yes	yes	no	no
Mark	yes	no	no	yes
Dan	yes	no	yes	no
Maria	no	no	yes	yes

Nick can .....

He can't .....

Mark can .....

He can't .....

Dan can .....

He can't .....

Maria can .....

She can't .....

3 Write the words in alphabetical order.

ski horse blazer yellow cardigan

piano football drive tie white



....

....

微信公众号：电子课本大全

Supplementary activities

1 Look at the picture and write the missing words.





1. How many ..... are there? Seven.
2. How many ..... are there? Four.
3. How many ..... are there? Eight.
4. How many ..... are there? Six.

2 Write the missing words.

A  ..... full of  ..... is my prize today.

Hooray, hooray.

From the  ..... into my  .....

 ..... yummy.

微信公众号：电子课本大全

A musical play



Help for Father Christmas

Scene 1: (Ann, Sarah and Eric are going to bed. The children are in their pyjamas.)

Eric: I can't find my stocking.
Ann: It's under the bed.
Eric: Here it is. Thanks, Ann.
Ann: Aaah, I'm tired.
Sarah: Tomorrow is Christmas. Hooray!
Eric: Be quiet, pleeeeease.

(The children hang up their stockings at the end of their beds. They get into their beds.)

Sarah: Good night.
Ann: Good night.
Eric: Good night.



Ann, Sarah and Eric: *Good night, everybody.*
Good night, everybody.
Tomorrow is Christmas.
Hooray!

Children's chorus: (entering) *Good night, everybody.*
Good night, everybody.
Tomorrow is Christmas.
Sleep well!
Good night, everybody.
Good night, everybody.
Tomorrow is Christmas.
Sleep well!



(Children's chorus leaving)
(The children turn off the lamps.)



微信公众号：电子课本大全

A musical play



Scene 2: (Sarah gets up again. She goes to the end of her bed. She falls. Ann and Eric wake up.)

Ann: What's that?
Sarah: It's me, sorry.
Ann: Go back to bed.
Eric: Girls!

(The children fall asleep. Father Christmas enters, carrying a heavy bag. He takes out three toys and three books and puts them into the children's stockings.)

Father Christmas: Atishoo! Atishoo!
Ann, Sarah, Eric: What's that?
Eric: Switch on your lamp, Ann.
Father Christmas: Sorry to wake you up.
I'm Father Christmas.
Sarah: Hi, Father Christmas. I'm Sarah.
Ann: Hello, I'm Ann.
Eric: And I'm Eric.
Father Christmas: Atishoo!
Ann: Have you got a cold?
Father Christmas: Yes. Atishoo!
Eric and Ann: Bless you!
Sarah: A cup of tea,
Father Christmas?
Father Christmas: Oh, yes, please.
Eric: I'll make the tea. (Leaves the room.)



Children's chorus: *Oh, Father Christmas,*
poor Father Christmas.
He's got a cold, he's got a cold.

Father Christmas: Atishoo!

Children's chorus: *Oh, Father Christmas,*
poor Father Christmas.
He's got a cold, he's got a cold.
Oh, Father Christmas,
poor Father Christmas.
He is so tired, oh yes, he is.

(Father Christmas falls asleep.
Eric enters with a pot of tea and some cake.)



微信公众号：电子课本大全

Eric, Ann, Sarah and the children's chorus:

Wake up, turn around,
have a piece of cake.
Wake up, turn around,
have a cup of tea.
Oh, yeah, yeah,
*have a piece of **cake**.*
Oh, yeah, yeah,
have a cup of tea.



(Father Christmas wakes up. Eric pours him a cup of tea.)

Father Christmas: Oh, wonderful. Thank you.
Atishoo!
Eric, Ann, Sarah: Bless you!
Father Christmas: Oooooh! I'm so **tired**. But look!
The presents for the children
at the **farm**.
Then I can go home.
Atishoo!
Eric, Ann , Sarah: Bless you!



(Father Christmas falls asleep again.)

Ann: I've got an idea.
We can help him.
Eric: Yes. Let's take
the presents to the farm.
Sarah: **But** how can we get in?
Ann: Down the chimney.
Eric: OK. I'll get a ladder.

(The children go off.)



微信公众号：电子课本大全

A musical play

Scene 3: (The children's mother and father enter.)



Mother: Who are you?
Father Christmas: I'm Father Christmas.
Father: Where are the children?
Father Christmas: Er ... er ... I don't know.
Where are they?
Father: Listen!
Father Christmas: Atishoo! Atishoo!
Mother: Be quiet!
Father Christmas: Sorry!

(The door opens. The children enter. Their faces are black. Father, mother and Father Christmas are scared.)

Father Christmas: Help! Help!
Ann: It's us, Father Christmas.
We're back from the farm.
Father Christmas: Oh, thank you.
So the presents are all at the farm.
Thank you.
Now I can go home.



All: *A Merry Christmas, a Merry Christmas*
To all the children in the world.
A Merry Christmas, a Merry Christmas
To all the people in the world.
A Merry Christmas, a Merry Christmas,
A Merry Christmas and goodbye.

Chorus
and children: *A Merry Christmas,*
dear Father Christmas.
Thanks for the presents and goodbye.

Father Christmas: *A Merry Christmas, parents and children,*
A Merry Christmas and goodbye.



All: *A Merry Christmas, a Merry Christmas*
To all the children in the world.
A Merry Christmas, a Merry Christmas
To all the people in the world.
A Merry Christmas, a Merry Christmas,
A Merry Christmas and goodbye.

微信公众号：电子课本大全

Word list

（粗体单词是需要掌握的核心单词，标红星单词是拓纲词）

Starter unit

	a (an)	一，一个		don't = do not	不
	away	离开		**football**	足球
	bag	袋，包		go to school	上学
*	bake	烘，烤，焙		**have**	有
	bike	自行车		kiss	吻
	blow a kiss	飞吻		policeman	男警察
	boy	男孩		ride	骑（马等）
	break	使破裂，打破；折断		**school**	学校
	catch	抓住，捉住		**street**	大街，街道
	clock	（时）钟		take out	带〔某人〕出去
	cow	奶牛		through	穿过，通过
	crazy	疯狂的			
	do	〔与另一动词连用，构成疑问句或否定句〕			

Unit 1

	April	四月		November	十一月
	August	八月		October	十月
	autumn	秋天		remember	记住
	Canada	加拿大		**season**	季节
	cold	冷的，寒冷的		September	九月
	cool	凉的，凉爽的		**spring**	春天
	December	十二月		**summer**	夏天
	February	二月		**warm**	暖和的，温暖的，温热的
	how old	多大		**when**	什么时候
	in	在〔某月、某年、某季节等〕		**where**	哪里〔指某物的来源或某人的来历〕
	January	一月		which	哪一个；哪些
	June	六月		**why**	为什么
	March	三月		wind	风
	May	五月		**winter**	冬天

Nice to meet you. 很高兴认识你。

微信公众号：电子课本大全

Word list

Unit 2

*	ah	啊〔表示惊讶、喜悦、同意等〕	*	mm	嗯〔表示在聆听、赞同或在思考别人所说的话〕
	any	一些，一点，少许		on	在……上面
	ball	球		sir	老师〔中小学生对男教师的直接或间接称呼〕
	behind	在[向]……后面		teacher	教师，老师，教员
*	curtain	窗帘；门帘；帘子		turn	轮到的机会
	good idea	好主意		under	在下面；在底下
	idea	计划，建议，想法，主意		wall	墙，墙壁
	in front of	在……前面		Well done!	干得好！真棒！
	it	它，这，那		what about	……怎么样

Unit 3

	at	在……		lunch	午餐
	British	英国的	*	minus	〔数学中〕减，减去
	coin	硬币		money	钱，钱币
	dinner	〔中午或晚上吃的〕正餐，主餐		ninety	九十
			*	plus	加
	eighty	八十		pocket	衣袋，口袋
	fifty	五十		seventy	七十
	forty	四十		shop	商店
	has got	有，拥有		sixty	六十
	his	他的		song	歌曲
	hole	洞，孔		take	带(走)；拿(走)；取(走)；搬走
	how much	多少钱〔用于询问价格〕			
	hundred	一百		thirty	三十
	live	生长；栖息		to	向，朝，到，往
	London Zoo	伦敦动物园		wonderful	〔某人或某物〕令人惊叹的，奇妙的；令人高兴的
	look for	寻找			

微信公众号：电子课本大全

Word list

Unit 4

art 美术，艺术
* canteen 〔工厂、学校等的〕食堂
China 中国
class 〔某一科目的〕课程
computer 计算机，电脑
cool 〔非正式〕极有魅力的，时髦的，酷的
* gym 体育馆，健身房
head teacher 校长
help 帮忙，帮助
here 在这里
Japan 日本
library 图书室；图书馆
of 属于〔某人或某物〕的
often 经常，时常，多次
or 或，或者，还是
our （属于）我们的
play 参加（比赛或运动）
playground 〔学校的〕操场，运动场
sport 体育运动；体育比赛
stop （使）停止，（使）停下来
their 他们的；她们的；它们的

Unit 5

basketball 篮球
bow and arrow 弓箭
brother 兄弟；哥；弟
can't = cannot 不能
* dare 激将，激
drive 开车，驾驶
duck 鸭
first 先，首先
fly 放飞（风筝）
free 空闲的，有空的
* genius 有天才的人，天才人物
girl 女孩，小姑娘
in 〔指某物的颜色或由……构成〕
I dare you... 看你敢不敢……
never 绝不，永不
* piano 钢琴
play 演奏，弹奏
pupil 学生，〔尤指〕小学生
racing car 赛车
right 好的，对〔用于表示明白或同意某人的话〕
* shoot 开（枪）；射（箭）；猎杀
sister 姐姐；妹妹
* ski 滑雪
stand on one's head 倒立
* superstar 超级巨星〔尤指音乐家或电影演员〕
table tennis 乒乓球
* thanks 感谢，谢谢
time 时间
try 试，尝试；试图；努力
winner 获胜者，获胜的人

微信公众号：电子课本大全

Word list

Unit 6

	again	又，再一次
	all	全部
	as	（正当）……的时候
	circle	圆（形）
	cm = centimetre	厘米
*	dice	骰子
	drop	让〔某物〕落下
	farm	农场，养殖场
*	fete	〔一般为募捐而组织的〕游乐会
	fix	使固定，安装
*	fold	折叠，对折
	from	自……，从……，由……
	full	满的，满是……的
	have	举办〔会议、聚会、音乐会等〕
*	helicopter	直升机
	here	给你〔用于把某物给某人或向某人展示时〕
	in	〔表示某事完成或发生的方式〕
	line	线，线条
	London	伦敦
	miss	错过
	month	月，月份
	name	说出……的名字
	other	其余的，另外的
	page	〔书、报纸、文件等的〕页，面
	paper clip	纸夹，回形针
	parent	〔人的〕父，母
	picture	照片
*	rectangle	长方形，矩形
	round	朝反方向，转过来
	same	相同的
	sell	售卖，出售
	shape	形，形状
	square	正方形
*	strip	条，狭条状物〔指纸、布料等〕
	telephone	电话
*	triangle	三角形
	turn	转弯；使改变方向
	use	用，使用；应用
*	used	旧的，用过的，二手的
	watch	观看，注视
	way	方式

微信公众号：电子课本大全

Word list

Supplementary activities & A musical play

around 掉转；掉头
* atishoo 阿嚏〔打喷嚏的声音〕
Be quiet. 安静。别做声。
* blazer 上衣，外套
Bless you! 长命百岁！〔在别人打喷嚏时说的话〕
* cardigan 开襟羊毛衫
carry 提；拿
* chimney 烟囱管，烟道
* chorus 同时说，齐声说；合唱曲
cold 感冒，伤风
cup 一杯，满杯
dear 亲爱的
down 沿着，顺着
end 尽头；末端
enter 进入
every 每一个；所有的
fall 摔倒，跌倒
fall asleep 入睡
father 父亲，爸爸
find 发现，找到
for 由于，因为
get 去取，去拿
get up 起床
go home 回家
go off 离开，走
go to bed 上床睡觉
Good night. 晚安。
hang 悬挂
heavy 重的，沉重的
her 她的
Here it is. 在这儿呢。
him 〔宾格〕他
home 家
know 知道，了解
* ladder 梯子
* lamp 灯
leave 出发，离开
live 住，居住
make 做，准备（食物）
mother 母亲，妈妈
out 〔从里面〕往外，向外，出来
people 人，人们
piece 片；块；段；截
poor 可怜的；不幸的；令人同情的
* pot 壶
* pour 灌，注，倒
* pyjamas 〔一套〕睡衣裤
quiet 轻声的，安静的
so 这么，如此；这么说〔用于核实自己的理解是否正确〕
switch on 〔用开关〕开，打开
then 那么
tie 领带
to 向；给；对
us 我们
very much 非常
wake 睡醒，醒来；唤醒，弄醒
wake up 醒；叫醒
well 顺利地；令人满意地
world 世界，地球

微信公众号：电子课本大全

Vocabulary

Aa

a (an)	一，一个
again	又，再一次
ah	啊〔表示惊讶、喜悦、同意等〕
all	全部
any	一些，一点，少许
April	四月
around	掉转；掉头
art	美术，艺术
as	（正当）……的时候
at	在……
atishoo	阿嚏〔打喷嚏的声音〕
August	八月
autumn	秋天
away	离开

Bb

bag	袋，包
bake	烘，烤，焙
ball	球
basketball	篮球
Be quiet.	安静。别做声。
behind	在[向]……后面
bike	自行车
blazer	上衣，外套
Bless you!	长命百岁！〔在别人打喷嚏时说的话〕
blow a kiss	飞吻
bow and arrow	弓箭
boy	男孩
break	使破裂，打破；折断
British	英国的
brother	兄弟；哥；弟

Cc

can't = cannot	不能
Canada	加拿大
canteen	〔工厂、学校等的〕食堂
cardigan	开襟羊毛衫
carry	提；拿
catch	抓住，捉住
chimney	烟囱管，烟道
China	中国
chorus	同时说，齐声说；合唱曲
circle	圆（形）
class	班，班级；〔某一科目的〕课程
clock	（时）钟
cm = centimetre	厘米
coin	硬币
cold	冷的，寒冷的；感冒，伤风
computer	计算机，电脑
cool	凉的，凉爽的；〔非正式〕极有魅力的，时髦的，酷的
cow	奶牛
crazy	疯狂的
cup	一杯，满杯
curtain	窗帘；门帘；帘子

微信公众号：电子课本大全

Vocabulary

Dd

dare	激将，激
dear	亲爱的
December	十二月
dice	骰子
dinner	〔中午或晚上吃的〕正餐，主餐
do	〔与另一动词连用，构成疑问句或否定句〕
don't = do not	不
down	沿着，顺着
drive	开车，驾驶
drop	让〔某物〕落下
duck	鸭

Ee

eighty	八十
end	尽头；末端
enter	进入
every	每一个；所有的

Ff

fall	摔倒，跌倒
fall asleep	入睡
farm	农场，养殖场
father	父亲，爸爸
February	二月
fete	〔一般为募捐而组织的〕游乐会
fifty	五十
find	发现，找到
first	先，首先
fix	使固定，安装
fly	放飞（风筝）
fold	折叠，对折
football	足球
for	由于，因为
forty	四十
free	空闲的，有空的
from	自……，从……，由……
full	满的，满是……的

Gg

genius	有天才的人，天才人物
get	去取，去拿
get up	起床
girl	女孩，小姑娘
go home	回家
go off	离开，走
go to bed	上床睡觉
go to school	上学
good idea	好主意
Good night.	晚安。
gym	体育馆，健身房

微信公众号：电子课本大全

Vocabulary

Hh

hang	悬挂
has got	有，拥有
have	举办〔会议、聚会、音乐会等〕；有
head teacher	校长
heavy	重的，沉重的
helicopter	直升机
help	帮忙，帮助
her	她的
here	在这里；给你〔用于把某物给某人或向某人展示时〕
Here it is.	在这儿呢。
him	〔宾格〕他
his	他的
hole	洞，孔
home	家
how much	多少钱〔用于询问价格〕
how old	多大
hundred	一百

Ii

I dare you...	看你敢不敢……
idea	计划，建议，想法，主意
in	在〔某月、某年、某季节等〕；〔指某物的颜色或由……构成〕；〔表示某事完成或发生的方式〕
in front of	在……前面
it	它，这，那

Jj

January	一月
Japan	日本
June	六月

Kk

kiss	吻
know	知道，了解

Ll

ladder	梯子
lamp	灯
leave	出发，离开
library	图书室；图书馆
line	线，线条
live	生长；栖息；住，居住
London	伦敦
London Zoo	伦敦动物园
look for	寻找
lunch	午餐

微信公众号：电子课本大全

Vocabulary

Mm

make 做，准备（食物）
March 三月
May 五月
minus 〔数学中〕减，减去
miss 错过
mm 嗯〔表示在聆听、赞同或在思考别人所说的话〕
money 钱，钱币
month 月，月份
mother 母亲，妈妈

Nn

name 说出……的名字
never 绝不，永不
Nice to meet you. 很高兴认识你。
ninety 九十
November 十一月

Oo

October 十月
of 属于〔某人或某物〕的
often 经常，时常，多次
on 在……上面
or 或，或者，还是
other 其余的，另外的
our （属于）我们的
out 〔从里面〕往外，向外，出来

Pp

page 〔书、报纸、文件等的〕页，面
paper clip 纸夹，回形针
parent 〔人的〕父，母
people 人，人们
piano 钢琴
picture 照片
piece 片；块；段；截
play 参加（比赛或运动）；演奏，弹奏
playground 〔学校的〕操场，运动场
plus 加
pocket 衣袋，口袋
policeman 男警察
poor 可怜的；不幸的；令人同情的
pot 壶
pour 灌，注，倒
pupil 学生，〔尤指〕小学生
pyjamas 〔一套〕睡衣裤

微信公众号：电子课本大全

Vocabulary

Qq

quiet 轻声的，安静的

Rr

racing car 赛车
rectangle 长方形，矩形
remember 记住
ride 骑（马等）
right 好的，对〔用于表示明白或同意某人的话〕
round 朝反方向，转过来

Ss

same 相同的
school 学校
season 季节
sell 售卖，出售
September 九月
seventy 七十
shape 形，形状
shoot 开（枪）；射（箭）；猎杀
shop 商店
sir 老师〔中小学生对男教师的直接或间接称呼〕
sister 姐姐；妹妹
sixty 六十
ski 滑雪
so 这么，如此；这么说〔用于核实自己的理解是否正确〕
song 歌曲
sport 体育运动；体育比赛
spring 春天
square 正方形
stand on one's head 倒立
stop （使）停止，（使）停下来
street 大街，街道
strip 条，狭条状物〔指纸、布料等〕
summer 夏天
superstar 超级巨星〔尤指音乐家或电影演员〕
switch on 〔用开关〕开，打开

微信公众号：电子课本大全

Vocabulary

Tt

table tennis 乒乓球
take 带（走）；拿（走）；取（走）；搬走
take out 带〔某人〕出去
teacher 教师，老师，教员
telephone 电话
thanks 感谢，谢谢
their 他们的；她们的；它们的
then 那么
thirty 三十
through 穿过，通过
tie 领带
time 时间
to 向，朝，到，往；给；对
triangle 三角形
try 试，尝试；试图；努力
turn 轮到的机会；转弯；使改变方向

Uu

under 在下面；在底下
us 我们
use 用，使用；应用
used 旧的，用过的，二手的

Vv

very much 非常

Ww

wake 睡醒，醒来；唤醒，弄醒
wake up 醒；叫醒
wall 墙，墙壁
warm 暖和的，温暖的，温热的
watch 观看，注视
way 方式
well 顺利地；令人满意地
Well done! 干得好！真棒！
what about ……怎么样
when 什么时候
where 哪里〔指某物的来源或某人的来历〕
which 哪一个；哪些
why 为什么
wind 风
winner 获胜者，获胜的人
winter 冬天
wonderful 〔某人或某物〕令人惊叹的，奇妙的；令人高兴的
world 世界，地球

微信公众号：电子课本大全

Proper names

Alison	艾莉森
Barbara	芭芭拉
Betty	贝蒂
Bill	比尔
Carl	卡尔
Caroline	卡罗琳
Cathy	凯茜
Chris	克里斯
Claire	克莱尔
Colin	科林
Dan	丹
Daniel	丹尼尔
Diana	黛安娜
Dick	迪克
Eric	埃里克
Jimmy	吉米
Julius	朱利叶斯
Mark	马克
May	梅
Miss Brown	布朗小姐
Mr Black	布莱克先生
Mr Brown	布朗先生
Mr Crow	克罗先生
Mrs Black	布莱克夫人
Mrs White	怀特夫人
Parker	帕克
Rod	罗德
Stephen	斯蒂芬
Thomas	托马斯
Timmy	蒂米
Tod	托德

微信公众号：电子课本大全

Unit 2, 5b. Cut out the pieces of the puzzle and glue them in the box on page 17



微信公众号：电子课本大全

本页无内容

微信公众号：电子课本大全

Unit 2, 6a. Cut out the pieces of the puzzle and glue them on page 19.

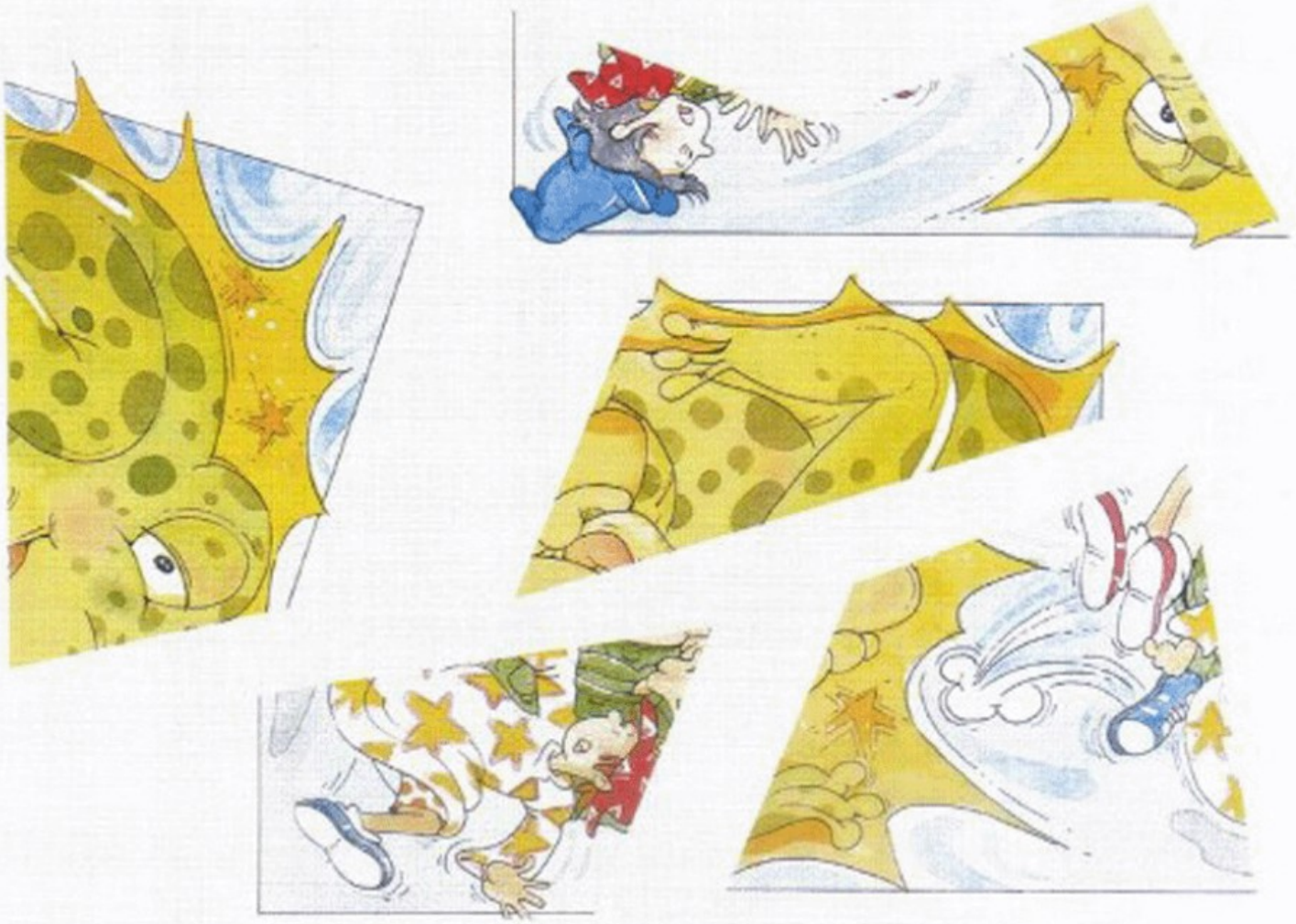

Unit 6, 3. The helicopter game at the fete.

微信公众号：电子课本大全