义务教育教科书小学英语

教育部审定
2012

英语

ENGLISH

（三年级起点）

三年级上册



四川教育出版社

微信公众号：电子课本大全

书本章节选择

Lesson A - Lesson G..... 2

Lesson H - Lesson N..... 18

Lesson O - Lesson T..... 38

Lesson U - Lesson Z..... 52

Self Ckeck..... 70

Word List..... 74

微信公众号：电子课本大全

Age:

Name:

Date of Birth:





Me





Address:

Postcode:

Blood Type:



Phone Number:

微信公众号：电子课本大全

Hello!

Let's talk.







Magic box



微信公众号：电子课本大全

Listen, number and say.






( ) ( ) ( ) ( )

Let's try.



Culture.



微信公众号：电子课本大全

I Love You

Let's chant.



Hello!

Hello! Hello!
Hello, Mummy!
Hello, Mummy!
I love you.

Hello! Hello!
Hello, Daddy!
Hello, Daddy!
I love you.



Make up your new chants with
Baby Bear, *Baby Lion*, *Mr...*, *Mrs...*



Magic box



I



you

love



mummy



daddy

微信公众号：电子课本大全

Listen, tick and say.

1. 

2. 

3. 

4. 

Let's try.





Let's sing.

Hello, I Love You!

1 = F $\frac{2}{4}$ ♩ = 100

	5 · 6	1 1	1 1	6 5	3 5	1 –
	Hel - lo,	Mummy.	Hello,	Daddy.	I love	you. (I love you.)
0	1 · 2	3 3	3 3	5 3	2 1	2 –
	Hel - lo,	Mummy.	Hello,	Daddy.	I love	you. (I love you.)
0	5 · 4	3 3	3 3	2 1	1 1	6 6	6 6
	Hel - lo,	Mummy.	Hello,	Daddy.	Hello,	Mummy.	Hello,
2 1	7 · 6	5 5	5 5	3 2	6 7	1 –	1
Daddy.	Hel - lo,	Mummy.	Hello,	Daddy.	I love	you.	

微信公众号：电子课本大全

Lesson C

Goodbye!

Let's talk.







Magic box



微信公众号：电子课本大全

Look and say.

Goodbye!

Goodbye! Goodbye!

Goodbye, Uncle!

Goodbye, Uncle!

I love you.



Make up your new chant with *aunt*, *grandpa*, *grandma*...

Let's try.

OK. Good! Bad! No. Yes.



Let's sing.

Goodbye!

1 = D $\frac{4}{4}$ ♩ = 84

5 5 3 1 -	5 5 3 1 -
Good-bye, so long.	So long, good-bye.
So long, good-bye.	Good-bye, Grandpa.
5 5 3 2 5	1 - - - :‖
Good-bye, so long, so	long.
So long, good-bye, good-	bye.





微信公众号：电子课本大全

I'm Sunny

Let's talk.








Sunny


Cloudy


Windy


Rainy

微信公众号：电子课本大全

Listen, circle and say.

1. A.  B. 

2. A.  B. 

3. A.  B. 

4. A.  B. 

Let's try.



Let's sing.

Good Morning

1 = F $\frac{3}{4}$ ♩ = 100

5 · 5 6 5 | 1 7 – |
Good mor-ning, Sun- ny.

5 · 5 6 5 | 2 1 – |
Good mor-ning, Sun- ny.

5 · 5 5 3 | 1 7 6 |
Good mor-ning to you.

4 · 4 3 1 | 2 1 – ‖
Good mor-ning, Sun- ny.



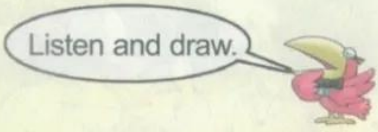

微信公众号：电子课本大全

Lesson 5

Oh, You're Baby Bear!

Let's talk.

Good afternoon, Miss Yang!

I'm Baby Bear.

Good afternoon, Baby Lion!

Oh, you're Baby Bear! Nice to meet you.

Goodbye!

Nice to meet you, too.

Bye-bye!

Magic box

monkey

Miss Yang

tiger

bear

lion

ZOO

微信公众号：电子课本大全

Look, read and match.



Miss Bear lion tiger monkey bear

Let's play.



微信公众号：电子课本大全

Lesson 1

Good Night!

Let's talk.



Go to bed, Miss Cat.

OK.

Good night!

Good night!

Good morning!

Hi, morning!

Get up, Brother Dog.

OK.



Magic box



brother



sister



cat



dog



bird

微信公众号：电子课本大全



Listen and tick.

1. 

2. 

3. 

4. 

Let's try.



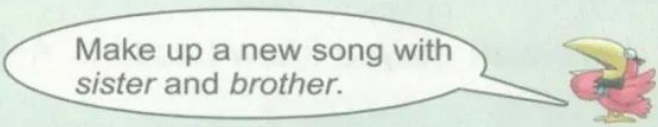
Make up a new song with *sister* and *brother*.

Let's sing.

Good Night!

$1 = F\ \frac{2}{4}$ ♩ = 92



3	1	5	1 ·	3	1	2	2 ·				
Good	night,	Mum -	my.	Good	night,	Dad-dy.					
3	1	4	4 ·	3 · 3	2 2	1	–	‖			
Good	night,	Mum -	my.	Time to	go to	bed.					

微信公众号：电子课本大全

Lesson G

Self-assessment

Review Lessons A–F and draw ☀, 🌙 or ⭐ for your work.

I can	Great!	OK!	Try hard!	☀, 🌙 or ⭐
Let's talk.	5–6	3–4	1–2	
Magic box	20–28	10–19	1–9	
Let's sing.	3–4	2	1	
Let's chant.	2	1	0	

How well do you know Lessons A–F? Now let's practise.

Listen and do.





微信公众号：电子课本大全

Listen, match and say.

1. 

2. 

3. 

4. 

Odd man out.

E.g. A.  B.  C.  D. 

1. A.  B.  C.  D. 

2. A.  B.  C.  D. 

3. A.  B.  C.  D. 

4. A.  B.  C.  D. 

微信公众号：电子课本大全

Look and say.









Listen and draw.









微信公众号：电子课本大全

Listen, read and underline.

E.g. Good morning!
Good afternoon!



1. dog bear
lion baby



2. Goodbye, Sunny!
Nice to meet you.



3. Hello! I'm Lele.
Oh, you're Miss Yang!



4. See you, Baby Lion!
So long!



Draw your own family picture and talk about it.

My Family

Daddy



Mummy

微信公众号 电子课本大全

Lesson 1 What's Your Name?

Let's talk.



Magic box


Millie Mouse


mouse


duck


cow


horse

微信公众号：电子课本大全

Let's chant.

A Happy Family

Mr Bear,
Mrs Bear,
Baby Bear,
A family,
A happy, happy family.



A duck,
A cow,
A horse,
A family,
A happy, happy family.



Make up a chant about your family.



Culture.

October 1st
National Day

I love you, China!

I love you, China!



微信公众号：电子课本大全

Lesson

I Clap One

Let's play.

Clapping Game

I clap one,
You clap one,
You and I clap one, one, one.
I clap two,
You clap two,
You and I clap two, two, two.
...
I clap five,
You clap five,
You and I clap five, five, five.





Magic box



微信公众号：电子课本大全

Listen, colour or draw.

1. 

2. 

3. 

Interview.

1. Number the pictures in Chart A.
2. Listen and write the numbers in Chart B.



A

	
	1
	
	

B

	
	
	1
	
	



微信公众号：电子课本大全

Lesson 3

How Old Are You?

Let's talk.







Magic box

Don't forget me.


seven


nine


zero


six


eight


ten

微信公众号：电子课本大全

Look, say and write.

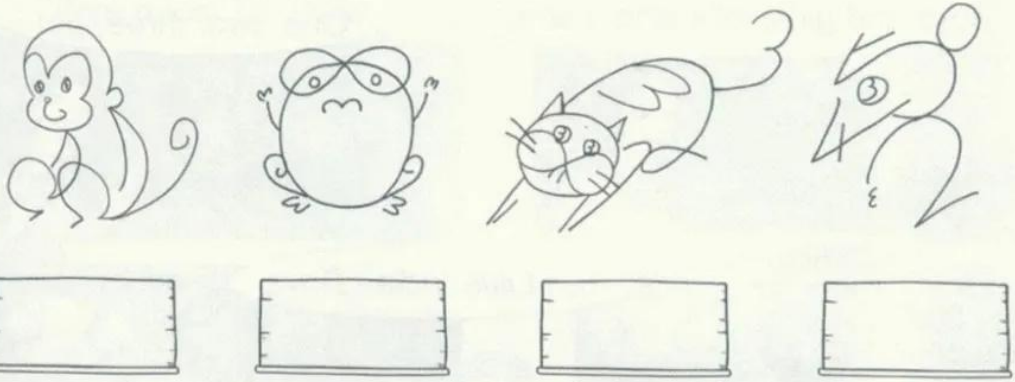

Interview.

Ask your classmates, and find out how old they are.

Name					
Age					





微信公众号：电子课本大全

Lesson K

Let's Sing a Song

Let's talk.

Boys and girls, let's sing a song.

What song?

Great!

One little, two little...
One, two, three, go!

Ten Little Indian Boys.

One little, two little...

Let's sing in this way.
Ten little, nine little...

Ten little, nine little...

Magic box


one boy


two boys


one girl


two girls


sing a song

微信公众号：电子课本大全

Let's play.

One mouse, two mice, three mice, four.
Five mice, six mice, seven mice, more.







Let's sing.



Ten Little Indian Boys

$1=^{\flat}E\ \frac{2}{4}$

1	1 1	1	1 1	3	5 5	3 1		2	2 2						
1. One	lit- tle,	two	lit- tle,	three	lit- tle	In- dians,	four	lit-	tle,						
2. Ten	lit- tle,	nine	lit- tle,	eight	lit- tle	In- dians,	seven	lit-	tle,						
2	2 2	7	2 2	7	5	1	1 1	1	1 1						
five	lit- tle,	six	lit- tle	In-	dians,	seven	lit- tle,	eight	lit-	tle,					
six	lit- tle,	five	lit- tle	In-	dians,	four	lit- tle,	three	lit-	tle,					
3	5 5	3	1	5	5 5	5	6 7	1	-						
nine	lit- tle	In-	dians,	ten	lit- tle	In-	dian	boys.							
two	lit- tle	In-	dians,	one	lit- tle	In-	dian	boy.							

微信公众号：电子课本大全

Lesson 1

Time for Class

Let's talk.









微信公众号：电子课本大全

Magic box



Listen and do.



微信公众号：电子课本大全

Lesson A

Where Are You?

Let's talk.









tortoise





tadpole



fish

微信公众号：电子课本大全

Listen, draw and number.



( ) ( ) ( ) ( )

Let's sing.

Where Are You?

1=C $\frac{2}{4}$ ♩=92

3 4 5 | 3 4 5 | 5 5 i | 5 - |
Lin- da, Lin- da, where are you?
i i 5 | i i 5 | 3 2 2 | 1 - ‖
I am here, I am here, nice to see you.



Let's play.



微信公众号：电子课本大全

Lesson

Self-assessment

Review Lessons H–M and draw ☀, 🌙 or ⭐ for your work.

I can	Great!	OK!	Try hard!	☀, 🌙 or ⭐
Let's talk.	5–6	3–4	1–2	
Magic box	20–29	10–19	1–9	
Let's sing.	2	1	0	
Let's chant.	2	1	0	

How well do you know Lessons H–M? Now let's practise.

Look, say and write.







微信公众号：电子课本大全











Read and match.









119 114 110 120

Listen, number and match.













( ) ( ) ( ) ( ) ( ) ( )

three five seven eight nine ten

微信公众号：电子课本大全

Look, draw and colour. Then ask and answer.



微信公众号：电子课本大全

Listen, look and draw.









Look, match and say.

E.g.  +  → 

Mummy Fish Mummy Fish

1.   

2.   

3.   

微信公众号：电子课本大全

Let's act.

Little Tadpoles Looking for Mummy



微信公众号：电子课本大全

Good morning!
Good morning!
Who are you?
I'm Mummy Fish.
Are you my mummy?
No. I'm not your mummy.
Sorry.
That's OK.
Bye-bye, Mummy Fish.
Bye!

Mummy, Mummy, where are you?
Look! Mummy's there.
Are you my mummy?
No. I'm not your mummy.
I'm Mummy Duck.
Sorry.
That's OK.
See you, Mummy Duck.
See you.

微信公众号：电子课本大全

Mummy, Mummy, where are you?
Look! Mummy's there.
Are you my mummy?
No, no, no. I'm not your mummy.
I'm Mummy Tortoise.
I'm sorry.
That's OK.
So long, Mummy Tortoise.
So long.













Mummy, Mummy, where are you?
Look! Mummy's there.
Are you my mummy?
Yes, yes, I'm your mummy.
Mummy, Mummy, I miss you.
I miss you, too.



微信公众号：电子课本大全

Listen and number.







( ) ( ) ( ) ( ) ( )

Listen, answer and circle.



How many tadpoles?

1 3 5 6

Make up your story and colour the pictures.

Little Monkey Looking for Daddy



微信公众号：电子课本大全

Lesson

What Colour?

Let's talk.





Magic box





微信公众号：电子课本大全

Let's chant.

Point
Point to red,
Point to blue,
Point to green,
And yellow too.



Work in pairs and make up your chant.

Let's play.



微信公众号：电子课本大全

Lesson P

Find Your Partner

Let's talk.

- What's your number?
- Seven.
- What colour?
- Red.
- My seven is green.





- What's your number?
- It's seven.
- What colour is it?
- It's green.
- You're my partner.
- Great!

Magic box


white


purple


pink


black


brown

微信公众号：电子课本大全

Let's sing.

Colour Song

1 = F $\frac{2}{4}$ ♩ = 92

1. 1 1 2 3	5. 3 1	2. 2 2
Who is wearing	yel - low today,	yel - low today,
I am wearing	yel - low today,	yel - low today,
7. 6 5	1. 1 1 2 3	5. 3 1
yel - low today?	Who is wearing	yel - low today,
yel - low today.	I am wearing	yel - low today,
2 5. 6	1 - :‖	
yel- low to -	day?	
yel- low to -	day.	





2. white 3. red 4. green 5. blue

Look and say.





Read, colour and say.

1= 2= 3= 4=

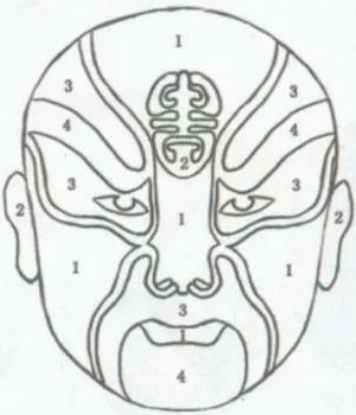

Listen, colour and say.



微信公众号：电子课本大全

Lesson 6

Big or Small?

Let's talk.













微信公众号：电子课本大全

Let's chant.



Big or Small?

Big, big,
I'm big.
Small, small,
You're small.

Tall, tall,
He's tall.
Short, short,
She's short.

Happy, happy,
We're happy.
Sad, sad,
They're sad.







Listen, circle and say.

1. 

2. 

3. 

4. 

5. 

6. 

微信公众号：电子课本大全

Lesson K

Apple, Apple, I Like You!

Let's chant.

Apple

Apple, apple,
A round apple.
Apple, apple,
A red apple.
Apple, apple,
A juicy apple.



Apple, apple,
A sweet apple.
Apple, apple,
I like you.
Apple, apple,
I like to eat.





Work in groups and make up your chant.



Magic box









apple round juicy sweet

微信公众号：电子课本大全

Listen, number and say.






( ) ( ) ( ) ( )

Let's sing.

Apple, Apple, I Like You!

1 = D $\frac{2}{4}$ ♩ = 100

5 3 5	5 3 5	6 5 4 3
Ap-ple round,	ap-ple red,	ap-ple jui-cy,
2 3 4	3 2 1 1	1 3 5
ap-ple sweet.	Ap-ple, ap-ple,	I like you.
5 2 2 4	3 2 1	
Ap-ple sweet, I	like to eat.	





Culture.



微信公众号：电子课本大全

Lesson

Happy Birthday to You!

Let's talk.





How old are you?

I'm nine, too.

I'm nine. How old are you?

I'm nearly ten.













cake



pear



banana



orange



fruit

微信公众号：电子课本大全

Look at the pictures and say the chant.

Fruits



Red, red, a red apple.

Yellow, yellow, a yellow pear.

Green, green, a green banana.

Orange, orange, an orange orange.

Match the pictures with the words.



Let's sing.

Happy Birthday to You!

$1 = F\ \frac{3}{4}$ ♩ = 100

5 · 5 6 5	1 7 –	5 · 5 6 5
Hap - py birth-day	to you.	Hap - py birth-day
2 1 –	5 · 5 5 3	1 · 1 7 6
to you.	Hap - py birth-day.	Hap - py birth-day.
4 · 4 3 1	2 1 – ‖	
Hap - py birth-day	to you.	



微信公众号：电子课本大全



Self-assessment

Review Lessons O–S and draw ☀, 🌙 or ★ for your work.

I can	Great!	OK!	Try hard!	☀, 🌙 or ★
Let's talk.	4–5	2–3	1	
Magic box	16–25	8–15	1–7	
Let's sing.	3	2	1	
Let's chant.	3–4	2	1	

How well do you know Lessons O–S? Now let's practise.

Find your friends.





微信公众号：电子课本大全

Let's play.



微信公众号：电子课本大全

Listen and circle.

1. A.  B.  C.  D. 

2. A.  B.  C.  D. 

3. A.  B.  C.  D. 

4. A.  B.  C.  D. 

5. A.  B.  C.  D. 

Listen, draw and make.

1. Draw an apple.



2. Colour the apple red.



3. Cut it out.



4. It's an apple mobile.



5. Hang it like this.



微信公众号：电子课本大全

Talk about the pictures.



Look, colour and say.

1. Colour the pictures in Chart A.
2. Listen to your partner and colour the pictures in Chart B.

A



B



微信公众号：电子课本大全

Lesson 5

Merry Christmas!

Let's talk.





1. Get a piece of paper.



2. Fold it like this.



3. Draw a picture.



4. Say "Merry Christmas!"



Magic box



Father Christmas



Christmas card



Christmas tree



present

微信公众号：电子课本大全

Let's sing.

We Wish You a Merry Christmas



1=G $\frac{3}{4}$ ♩=100

5	1	1	2	1	7	6	6	6			
We	wish	you	a	mer-	ry	Christ-	mas.	We			
2	2	3	2	1	7	5	5	3	3	4	3	2
wish	you	a	mer-	ry	Christ-	mas,	We	wish	you	a	mer-	ry
1	6	5	5	6	2	7	1	–			
Christ-	mas,	and	a	hap-	py	New	Year!				

Culture.



微信公众号：电子课本大全

Lesson 5

Happy New Year!

Let's talk.



Magic box



schoolbag

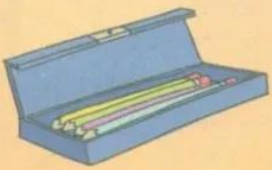

pencil-box



toy



balloon

微信公众号：电子课本大全

Let's sing.

Happy New Year!

$1=F\ \frac{3}{4}$ $\quad \text{♩}=100$

1	1	1	5	3	3	3	1
Hap-	py	New	Year.	Hap-	py	New	Year.
1	3	5	5	4	3	2	–
Hap-	py	New	Year	to	you	all.	
2	3	4	4	3	2	3	1
We	are	sing-	ing.	We	are	dan-	cing.
1	3	2	5	7	2	1	–
Hap-	py	New	Year	to	you	all.	

Let's play.



Culture.



微信公众号：电子课本大全

Lesson

One Foot and Two Feet

Let's chant.




One and Two
One eye, two eyes.
One ear, two ears.
One hand, two hands.
One foot, two feet.
Feet, feet, feet.









Magic box


eye


hand


foot


nose




mouth

微信公众号：电子课本大全

Listen and do.



Touch your ears.



Stamp your feet.



Clap your hands.



Close your eyes.



Open your mouth.



Wash your nose.

Let's play.



微信公众号：电子课本大全

I Can Count

Let's talk.



Magic box



count draw run read write

微信公众号：电子课本大全

Let's sing.

I Can Hear



1=♭A $\frac{2}{4}$ ♩=92

3 4	5	3 4	5	3 4	5	3	i		
I can	hear,	I can	hear,	I can	hear	the	wind.		
2 3	4	2 3	4	2 3	4	5	3		
Woo woo	woo,	woo woo	woo,	woo woo	woo,	woo	woo.		
3 4	5	3 4	5	3 4	5	3	2		
I can	hear,	I can	hear,	I can	hear	the	wind.		
3 2	i	2 i	7	i	7	5	2	i	-	i	0 ‖
Woo woo	woo,	woo woo	woo,	I	can	hear	the	wind.			



2. I can hear the rain...pitter-patter.

Listen, match and say.





微信公众号：电子课本大全

Lesson 1 They Can Dance

Let's chant.







They Can Dance

I can, I can,
I can fly.
You can, you can,
You can swim.
She can, she can,
She can sing.
He can, he can,
He can count.
We can, we can,
We can jump.
They can, they can,
They can dance.









Make up a new chant with *count*, *draw*, *run*, *read*...





fly



swim



sing



jump



dance

微信公众号：电子课本大全

Listen, circle and say.



Draw ☺ or ☹ and say.

1. Draw what you can / can't do.
2. Listen and draw (☺ / ☹) what your partner can / can't do.
3. Work in groups and report.

I can / can't... She / He can / can't...

Item / Player							
	☺						
	☹						

微信公众号：电子课本大全

Lesson Self-assessment

Review Lessons U–Y and draw  , or  for your work.

I can	Great!	OK!	Try hard!	 or 
Let's talk.	4–5	2–3	1	
Magic box	13–24	7–12	1–6	
Let's sing.	3	2	1	
Let's chant.	2	1	0	

How well do you know Lessons U–Y? Now let's practise.

Listen, colour and say.

A B C D E F G H I

J K L M N O P Q R

S T U V W X Y Z

微信公众号：电子课本大全

Listen, number and say.

1.     

( ) ( ) ( ) ( ) ( )

2.     

( ) ( ) ( ) ( ) ( )

3.     

( ) ( ) ( ) ( ) ( )

4.     

( ) ( ) ( ) ( ) ( )

Listen and colour.

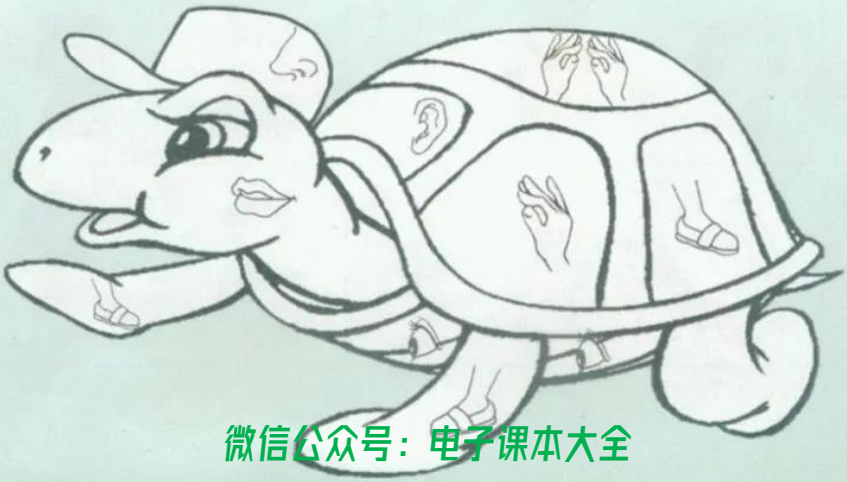

微信公众号：电子课本大全

Let's chant.

Let's Try Again

1 2 One, two,
Where are you?



3 4 Three, four,
Close the door.



5 6 Five, six,
It's a pencil-box.



7 8 Seven, eight,
Look at my feet.



9 10 Nine, ten,
Let's try again.



Listen and tick the correct answers.

1.



2.

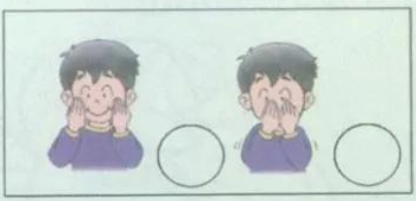

3.



4.



微信公众号：电子课本大全

Listen, match and say.

my nose

my ear

my eye

my face

my mouth

my foot

my hand



Look and say.



微信公众号：电子课本大全

Let's act.

Now I Can Swim



微信公众号：电子课本大全



微信公众号：电子课本大全

Little Ducklings

$1=D\ \frac{2}{4}\quad \text{♩}=100$

1	2	3 4	5	5	
All	the	lit-	tle	duck-	lings
6	6	6	6	5	–
swim		in	the	pool.	
4	4	4	4	3	3
Heads	are	in	the	wa-	ter,
2	2	2	2	1	–
Tails	are	in	the	air.	



微信公众号：电子课本大全

Listen and tick.

1. A.  B.  C.  D. 

2. A. 1 B. 3 C. 4 D. 5

3. A.  B.  C.  D. 

4. A.  B.  C.  D. 

Make up your new story.

I Can Fly






微信公众号：电子课本大全

Self Check

Tick (√) the pictures you know.

Lesson A Hello!



Lesson B I Love You



Lesson C Goodbye!



Lesson D I'm Sunny



Lesson E Oh, You're Baby Bear!



微信公众号：电子课本大全

Lesson F Good Night!



Lesson G Self-assessment

Work in pairs and review the whole unit.
How many words can you remember?



Lesson H What's Your Name?



Lesson I I Clap One

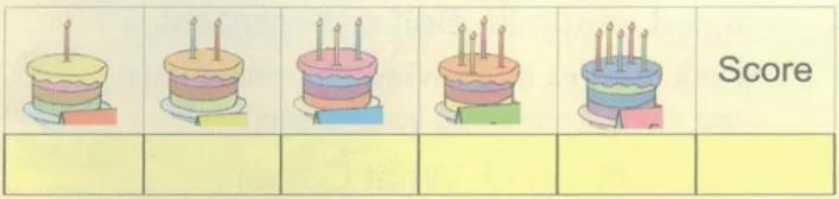

Lesson J How Old Are You?



微信公众号：电子课本大全

Lesson K Let's Sing a Song



Score

Lesson L Time for Class



Score

Lesson M Where Are You?



Score

Lesson N Self-assessment

Work in pairs and review the whole unit.
How many words can you remember?



Lesson O What Colour?



Score

微信公众号：电子课本大全

Lesson P Find Your Partner







					Score

Lesson Q Big or Small?








						Score

Lesson R Apple, Apple, I Like You!






				Score

Lesson S Happy Birthday to You!







					Score

Lesson T Self-assessment

Work in pairs and review the whole unit.
How many words can you remember?



微信公众号：电子课本大全

Lesson U Merry Christmas!



Lesson V Happy New Year!



Lesson W One Foot and Two Feet



Lesson X I Can Count



Lesson Y They Can Dance



Lesson Z Self-assessment

This is the end of this term.
How many words can you remember?



微信公众号：电子课本大全

Word List

（标注*的单词只要求学生能听懂、会说，其余的则要求能听懂、会说和整体认读。）

Lesson A

Baby Bear	熊宝宝
Baby Lion	狮宝宝
hello	你好
hi	你好
Let's go.	我们走吧。
Mr Bear	熊先生
Mrs Bear	熊夫人

Lesson B

daddy	爸爸
I	我
love	爱，热爱
mummy	妈妈
you	你；你们

Lesson C

aunt	阿姨；舅妈
baby	婴儿
bye	（口语）再见
bye-bye	（口语）再见
goodbye	再见
grandma	奶奶
grandpa	爷爷
uncle	叔叔；舅舅

Lesson D

Cloudy	卡通人物名
Good morning!	早上好！
I'm...=I am...	我是……
Nice to meet you.	很高兴认识你。
Rainy	卡通人物名
Sunny	卡通人物名
too	也
Windy	卡通人物名

Lesson E

bear	熊
Good afternoon!	下午好！
lion	狮子
Miss Yang	（女）杨老师
monkey	猴子
tiger	老虎
You're...=You are...	你是……

Lesson F

bird	鸟
brother	兄弟
cat	猫
dog	狗
get up	起床
Good night.	晚安。
go to bed	上床睡觉
OK.	好的。
sister	姐妹

微信公众号：电子课本大全

Lesson H

Call me...	叫我……
cow	奶牛
duck	鸭子
Good evening.	晚上好。
horse	马
*Millie Mouse	卡通人物名
mouse	老鼠
My name's... =My name is...	我叫……
What's your name?	你叫什么名字?

Lesson I

and	和
*clap	拍
five	5
four	4
one	1
three	3
two	2

Lesson J

eight	8
How old are you?	你几岁了?
nine	9
seven	7
six	6
ten	10
zero	0

Lesson K

great	太好了
little	小的
mice	老鼠（复数）
one boy	一个男孩
one girl	一个女孩
sing a song	唱（首）歌
two boys	两个男孩
two girls	两个女孩

Lesson L

Class is over.	下课了。
Hands down.	手放下。
Hands up, please.	请举手。
listen	听
look	看，瞧
please	请
sit	坐下
Sit down, please.	请坐下。
stand	站；立
Stand up.	起立。
Who'll try?	谁愿意试试?

Lesson M

Are you...?	你是……?
fish	鱼
frog	青蛙
I'm here.	我在这儿；到（点名）
no	不
sorry	对不起
*tadpole	蝌蚪
*tortoise	乌龟
Where are you?	你在哪儿?
yes	是的；到（点名）

微信公众号：电子课本大全

Lesson N

*I miss you.	我想你。
I'm not...	我不是……
I'm sorry.	对不起。
look for	寻找
over there	在那边
See you.	再见/回头见。
So long.	再见。
That's OK.	没关系。
Who are you?	你是谁?

Lesson O

blue	蓝色的
green	绿色的
Here you are.	给你。
*It's... =It is...	它是……
orange	橘色的；橙色的
*point to	指向
red	红色的
Thank you.	谢谢。
What colour?	什么颜色?
yellow	黄色的

Lesson P

black	黑色的
brown	棕色的
*my partner	我的搭档
pink	粉色的
purple	紫色的
*What's your number?	你是多少号?
white	白色的

Lesson Q

big	大的
happy	幸福的；高兴的
*or	还是
sad	悲伤的
short	矮的
small	小的
tall	高的

Lesson R

apple	苹果
*eat	吃
juicy	多汁的
like	喜欢
round	圆的
sweet	甜的

Lesson S

banana	香蕉
birthday cake	生日蛋糕
cake	蛋糕
fruit	水果
Happy birthday to you!	祝你生日快乐!
Oh dear!	天啦!
orange	橘子，橙子
pear	梨
so many...	那么多……

微信公众号：电子课本大全

Lesson U

a piece of paper	一张纸
Christmas card	圣诞卡
Christmas tree	圣诞树
draw a picture	画画
Father Christmas	圣诞老人
*fold	折
make a Christmas card	做圣诞卡
Merry Christmas!	圣诞快乐！
present	礼物
Same to you.	你也一样。（回敬问候用语）

Lesson V

balloon	气球
Happy new year!	新年快乐！
pencil-box	铅笔盒
schoolbag	书包
Thank you very much.	非常谢谢。
toy	玩具
You're welcome.	不用谢。

Lesson W

ear	耳朵
eye	眼睛
feet	脚（复数）
foot	脚（单数）
hand	手（单数）
hands	手（复数）
mouth	嘴
nose	鼻子

Lesson X

can	能够；可以
count	数，点数
draw	绘画
*Please try.	请试试看。
read	读；朗读
*Really?	真的吗？
run	跑
write	写

Lesson Y

dance	跳舞
fly	飞
he	他
jump	跳
she	她
swim	游泳
they	他们
we	我们

Lesson Z

can't=can not	不能
*Do like this.	像这样做。
*now	现在

微信公众号：电子课本大全