单元主题

我的教室：新学期，同学们换了新教室。陈杰和迈克在教室里擦书桌和椅子，约翰在擦窗户，吴一凡在扫地。小猫也来帮忙了，它在清理包包。

Unit One

Where's my schoolbag?
我的书包在哪里？

It's near the computer.
它在计算机附近。

Let's clean the desks and chairs.
让我们来擦书桌和椅子吧。

Let me clean the windows.
让我来擦窗户吧。

关注微信公众号"捷思课堂"获取更多学习资料！

My classroom

嘿，张鹏。我们有一间新教室。
Hey, Zhang Peng. We have a new classroom.

Let me clean the fish bowl.
让我来清理鱼缸吧。

Excuse me.
劳驾。

Oh, sorry.
哦，对不起。

关注微信公众号“捷思课堂”获取更多学习资料！

预习新知：张朋鹏和萨拉来到他们的新教室。教室真大啊！
萨拉的画在哪里？一起去看看吧。

A Let's talk



提议一起做某事的句型：Let's…
例句：Let's read books.
让我们看书吧。

Let's play





询问物品位置的问句：Where is …?
答语：It's near/in/on/under the…
例句：—Where is the cat? 猫在哪里？
—It's under the bed. 它在床下面。

关注微信公众号“捷思课堂”获取更多学习资料！

音标：/ˈblækbɔːd/
短语：on the blackboard
例句：Let's clean the blackboard.
让我们擦黑板吧。

例句：What's in the picture?
图画中有什么？
短语：take pictures 照相
/ˈpɪktʃə(r)/ 图画
picture

例句：Turn on the light. 打开灯。
/laɪt/
light 电灯

Let's learn

音标：/ˈklɑːsruːm/
拆分记忆法：class + room = classroom
例句：We have a big classroom.
我们有一间大教室。
classroom 教室

blackboard 黑板

/dɔː(r)/
door 门
例句：The dog is near the door.
那只狗在门附近。

window 窗户

What's in the classroom?

One blackboard, one TV, many desks and chairs ...
很多

音标：/ˈwɪndəʊ/
短语：clean the window 擦窗户
例句：Please open the window. 请打开窗户。

Let's do

Open the door. 开门。

Turn on the light. 开灯。

Close the window. 关窗户。

Put up the picture. 张贴图画。

Clean the blackboard. 擦黑板。

关注微信公众号“捷思课堂”获取更多学习资料！

Let's spell

Read, listen and chant.



cake /keɪk/ 蛋糕



face /feɪs/ 脸



name /neɪm/ 名字



make /meɪk/ 制作

a-e组合发/eɪ/。/eɪ/是双元音，发音时声带振动，由/e/滑向/ɪ/音。

Read, listen and tick (√).

1. cat
2. cake ✓
3. dad ✓
4. date
5. hat
6. hate ✓

Listen, circle and write.



a a-e

cap



a a-e

cake



a a-e

map



a a-e

face

关注微信公众号“捷思课堂”获取更多学习资料！

B

预习新知：同学们在打扫教室，有的在擦窗户，有的在打扫讲台。
迈克在做什么？一起去看看吧！

Let's talk

提议自己单独完成某事的句型：Let me...
例句：Let me wash my clothes.
让我来洗我的衣服。



Let's play

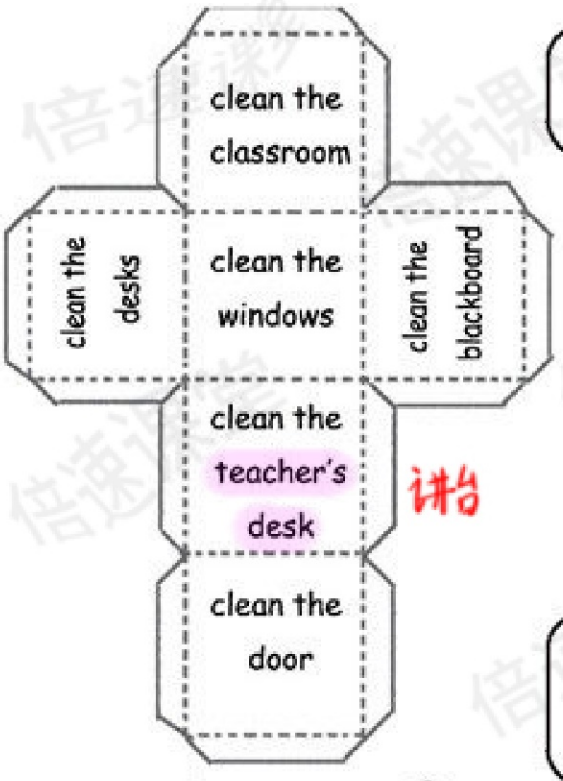

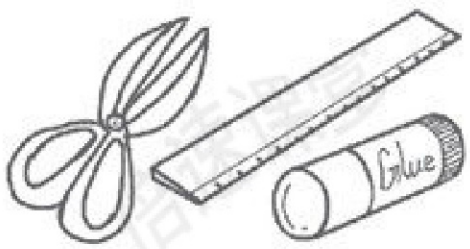



关注微信公众号“捷思课堂”获取更多学习资料！

Let's learn

例句：I have a computer. 我有一台计算机。

/kəm'pju:tə(r)/
computer
计算机

teacher's desk
讲台

例句：The teacher's desk is near the door. 讲台在门附近。

fan /fæn/
风扇
例句：We have six fans.
我们有六个风扇。

/wɔ:l/
wall 墙壁
短语：on the wall 在墙上
例句：Put up the pictures on the wall.
把图画贴在墙上。

Look! This is the new classroom.
The door is orange.

/flɔ:(r)/
floor 地板
短语：on the floor 在地板上
例句：Let's sweep the floor.
让我们扫地吧。

Colour and say

This is my classroom.
The door is yellow.
The desks are green ...
I like my classroom.

关注微信公众号“捷思课堂”获取更多学习资料！

Read and write

Read and tick (√) or cross (×).

Where is the green book?
It is under the teacher's desk. ☒
在……下面

Where is the kite?
It is near the window. ☑
在……附近

Where is the picture?
It is near the kite. ☒

Where is the blue pencil box?
It is on the floor. ☑
在……上面



Look, choose and write.



Where is it?



It is in the desk .



It is under the chair .



It is near the window .

window desk chair floor wall door

Where is the ____?

It is in/on/under/near the ____.



关注微信公众号"捷思课堂"获取更多学习资料!

Let's check

听力小提示：①听录音前，观察图中的人物，物品位置及颜色。②仔细听录音，着重听人物所做的事情，物品位置和颜色。

Listen and tick (√) or cross (×).



Look and circle.

What is in the classroom?

A door, three desks,
two chairs, a computer,
a teacher's desk,
a blackboard and a window.

A

A door, three chairs,
two desks, a blackboard,
a computer, a teacher's desk
and a window.

B



Let's sing

We have a new classroom

What's in your new classroom? Four walls and a floor,
Pictures and windows, and a yellow door!

关注微信公众号"捷思课堂"获取更多学习资料！

C

Story time

故事会：山羊老师正在教室里给学生们上课。这时看到一只蜜蜂飞进教室里，它一会落在电灯上，一会儿落在风扇上，一会又落在墙上。最后，兔子说："There's a bee on the blackboard."



关注微信公众号"捷思课堂"获取更多学习资料！

单元主题 我的书包：新学期开始了，大家背着新书包来到学校。约翰着急地想看看张朋的新书包，祖姆的新书包可真沉啊，里面有数学书、语文书……

Unit Two

John, I have a new schoolbag.
约翰，我有一个新书包。

May I see it?
我可以看看它吗？

I lost my notebook.
我弄丢了我的笔记本。

What colour is it?
它是什么颜色的？

It's green. I like it very much.
它是绿色的。我非常喜欢它。

My schoolbag

For Hope Schools



关注微信公众号“捷思课堂”获取更多学习资料！

预习新知：埃米和陈杰在谈论她的新书包。埃米的新书包是什么样的，它里面都有什么呢？一起去看看吧。

A Let's talk



Let's play

询问某物里有什么的问句：What's in your...?
原指：表示物品的物间。
例如：— What's in your pencil box? 你的文具盒里有什么？
— A ruler, an eraser and a pencil. 一把尺子，一块橡皮和一支铅笔。



关注微信公众号“捷思课堂”获取更多学习资料！

Let's learn

What's in your schoolbag?

An English book, a Chinese book, a maths book and three storybooks.



/'sku:lbæg/
schoolbag 书包
例: I have a new schoolbag. 我有一个新书包。



/'mæθs/ 数学书
maths book



/'ɪŋglɪʃ/ 英语书
English book



/ˌtʃaɪ'ni:z/
Chinese book 语文书



storybook /'stɔ:rɪbʊk/ 故事书

例: My maths book is on the desk. 我的数学书在桌上。

例: Show me your English book. 给我看看你的英语书。

例: Do you have a Chinese book? 你有一本语文书吗?

例: Where's the storybook? 故事书在哪里?

Let's do



Put your Chinese book in your desk.

put...in... 把……放在……里



Put your pencil box on your English book.

put...on... 把……放在……上

put...under... 把……放在……下面

Put your maths book under your schoolbag.



Put your eraser near your pencil box.



put...near... 把……放在……旁边

关注微信公众号"捷思课堂"获取更多学习资料!

Let's spell

Read, listen and chant.







like	kite	five	nine	rice

/laɪk/ 喜欢　/kaɪt/ 风筝　/faɪv/ 五　/naɪn/ 九　/raɪs/ 米饭

Read, listen and number.

i-e 组合发 /aɪ/。/aɪ/ 是个双元音，发音时，由 /ɑː/ 音滑向 /ɪ/ 音。

/faɪn/ 好看的　/naɪs/ 漂亮的　/aɪs/ 冰



/bɪg/ 大的　/sɪks/ 六　/pɪg/ 猪

Listen, circle and write.

读单词中发 /ɪ/ 音，发音时舌尖抵住下牙齿，舌前部向上腭抬起，声带要振动。

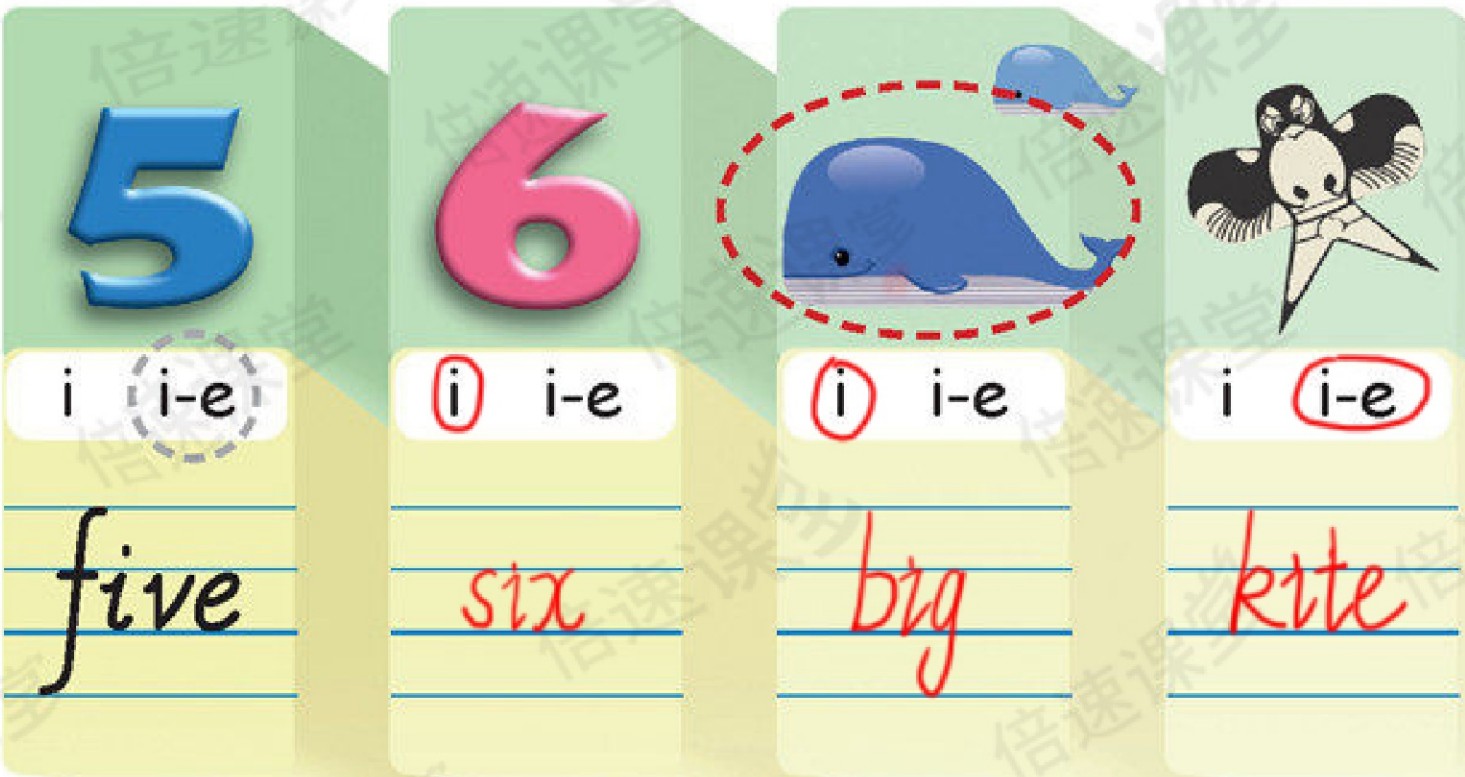

关注微信公众号“捷思课堂”获取更多学习资料！

预习新知：张朋鹏来到失物招领处寻找他丢失的书包。他的书包是什么颜色的，里面都有什么。一起去看看吧。

B

Let's talk

失物招领
Lost & Found

Excuse me. I lost my schoolbag.
打扰一下。我弄丢了我的书包。

What colour is it?
它是什么颜色的？

It's blue and white.
它是蓝白相间的。

OK. What's in it?
好的。它里面有什么？

An English book, two toys and a notebook.
一本英语书、两个玩具和一本笔记本。

Here it is!
它在这儿！

Thank you so much!
非常感谢您！

用来询问颜色的问句：What colour is it?
答语：It's...
例句：—What colour is it? 它是什么颜色。
—It's white. 它是白色。

Let's play

I have a new book.

What colour is it?

It's blue.

It's a maths book.



关注微信公众号“捷思课堂”获取更多学习资料！

Let's learn



/'kændi/ 糖果
例句：I like candies. 我喜欢糖果。

/'nəʊtbʊk/ 笔记本
例句：My notebook is blue. 我的笔记本是蓝色的。

/ki:/ 钥匙
例：This is the key to the door. 这是门的钥匙。

/tɔɪ/ 玩具
例：Mum gives me a toy. 妈妈送给我一个玩具。

Draw and say



关注微信公众号“捷思课堂”获取更多学习资料！

Read and write

Read and circle.

What is in your schoolbag?
I have two ① storybooks, ② three keys, ③ some candies, ④ some toys and ⑤ a cute panda in my schoolbag.



Look, choose and write.

What is in it?



I have three keys, an egg, a pen, and a notebook in my desk.

bag pen pencil keys notebook candy egg



I have _____ in my desk.

关注微信公众号"捷思课堂"获取更多学习资料!

Let's check

Listen and number.

听力小提示：①听录音前，仔细观察图中的物品及物品颜色。②听录音时，重点听物品及颜色词汇。



Look and circle.

What is in the schoolbag?

A

A maths book, an English book, two storybooks, a key, some candies and three pens.

B

A notebook, a key, an English book, a maths book, some candies, two pens and two storybooks.



Let's sing

My schoolbag

Oh no, my bag is heavy! 重的
Oh no, my bag is heavy!
Oh no, my bag is heavy!
What do you have in your schoolbag?!



关注微信公众号“捷思课堂”获取更多学习资料！

故事会：晚上，妈妈让祖姆把书包整理好再去睡觉。第二天上学时，祖姆觉得书包很重，当他在学校打开书包时，一只猫跳了出来。

C

Story time



关注微信公众号“捷思课堂”获取更多学习资料！

单元主题 我的朋友：同学们在玩猜朋友的游戏，他们在画板上画出了各自的朋友，并且描述了他们的外貌。

Unit Three

She's short and thin. She has two big eyes. She's cute.
她又矮又瘦。她有一双大眼睛。她很可爱。

What's her name? She's short and she has long hair. She has an orange schoolbag.
她叫什么名字？她个子不高，留着长发。她有一个橙色的书包。

Guess! He's strong and he has two big eyes. He's very friendly.
猜猜！他很强壮有一双大眼睛。他非常友好。

It's Zhang Peng.
它是张朋的。

关注微信公众号“捷思课堂”获取更多学习资料！

My friends

It's me, Sarah.
是我，萨拉。

Who's he?
他是谁？

Wu Yifan! He's tall and thin. He has glasses.
吴一凡！他又高又瘦。他戴着眼镜。

关注微信公众号“捷思课堂”获取更多学习资料！

预习新知：约翰告诉妈妈他交了一位新朋友。这个新朋友叫什么，长什么样呢？一起去看看吧。

A Let's talk





描述人物性格的句型：He/She's + 表示人物性格的形容词。

例：She's very quiet. 她很文静。



询问他人姓名的问句：What's his/her name?

答语：His/Her name is ...

例：—What's her name? 她叫什么名字？

—Her name is Chen Jie. 她的名字叫陈杰。



描述人物外貌特征的句型：He/She's + 表示外貌特征的形容词。

例：She's thin and tall. 她又高又瘦。

Let's play





Let's learn



短语：tall and strong 又高又强壮
例：Zhang Peng is tall and strong. 张鹏又高又强壮。

例：Chen Jie is a friendly girl. 陈杰是个很友好的女孩。
构词法：friend(朋友)+ly → friendly

例：The boy is very quiet. 这个男孩很安静。

I have a good friend. He's tall and strong.

Who is he? 他是谁？

His name is ...

Let's chant

Tim is my friend.
He's a good, good boy.
He's tall and thin.
He's a good, good boy.

Lily is my friend. 可爱的
She's a cute, cute girl.
She's quiet and friendly.
She's a cute, cute girl.

Now chant about your friends!

关注微信公众号“捷思课堂”获取更多学习资料！

Let's spell

Read, listen and chant.



nose /nəʊz/ 鼻子

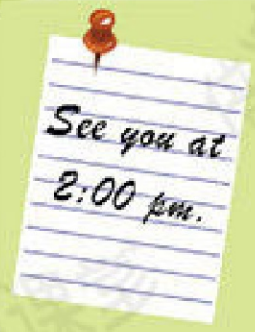

note /nəʊt/ 笔记



Coke /kəʊk/ 可乐



Mr Jones /dʒəʊnz/ 琼斯

Read, listen and tick (√).

0先字母组合"O+辅音字母e(不发音)"中发/əʊ/

1. not /nɒt/ 不 note ✓ lot /lɒt/ 许多

2. hot /hɒt/ 热的 hope home ✓

3. box /bɒks/ 盒;箱 dog /dɒg/ 狗 ✓ nose

4. nose rose lost /lɒst/ 丢失 ✓

0先字母组合"O+辅音字母"中发/ɒ/

Listen, circle and write.

听力小提示:①听录音前仔细观察图中内容。②听录音时重点听字母"o"及"o-e"组合的发音。



o o-e

dog

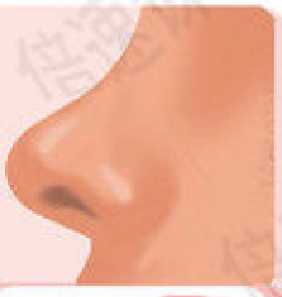

o o-e

nose



o o-e

mom



o o-e

note

关注微信公众号"捷思课堂"获取更多学习资料!

B

预习新知：迈克给约翰描述他的好朋友。
迈克是怎么描述的，一起去看看吧。

Let's talk





询问他人姓名或身份的问句：
Who is he/she?
答语：He/She is ...
例：—Who is she?
她是谁？
—She is Amy.
她是埃米。

描述人物外貌特征的句型：He/She has...
例：This is Chen Jie. She has long hair.
这是陈杰。她留着长发。

Let's play

My friends



关注微信公众号“捷思课堂”获取更多学习资料！

例句：Chen Jie's shoes are brown.
陈杰的鞋是棕色的。
短语：a pair of shoes 一双鞋
/ʃuːz/ 鞋

例句：Wu Yifan's glasses are blue.
吴一凡的眼镜是蓝色的。
短语：a pair of glasses 一副眼镜
/ˈglɑːsɪz/ 眼镜

Let's learn



头发 /heə(r)/
例句：Sarah has long hair.
萨拉留着长头发。

Say and draw



Read and write

Read and match.



He has short hair. He has a big green bag. What is his name?
She has long hair. She has orange shoes. What is her name?
She is tall. She is friendly. She has a blue hat. Who is she?
He is short and thin. He has glasses. He is near the window. Who is he?

Look, choose and write.



He is tall and thin.



He has a red bag.



She has long hair.

short
tall
bag
thin
white shoes
glasses
long hair
short hair

Name: _____

_____ is _____ and _____.

_____ has a _____ bag.

Now write about one of your classmates!



关注微信公众号“捷思课堂”获取更多学习资料！

Let's check

听力小提示：①听录音前，仔细观察每幅图中的内容。
②听录音时，重点听描述人物外貌和性格等词的句子。

Listen and number.

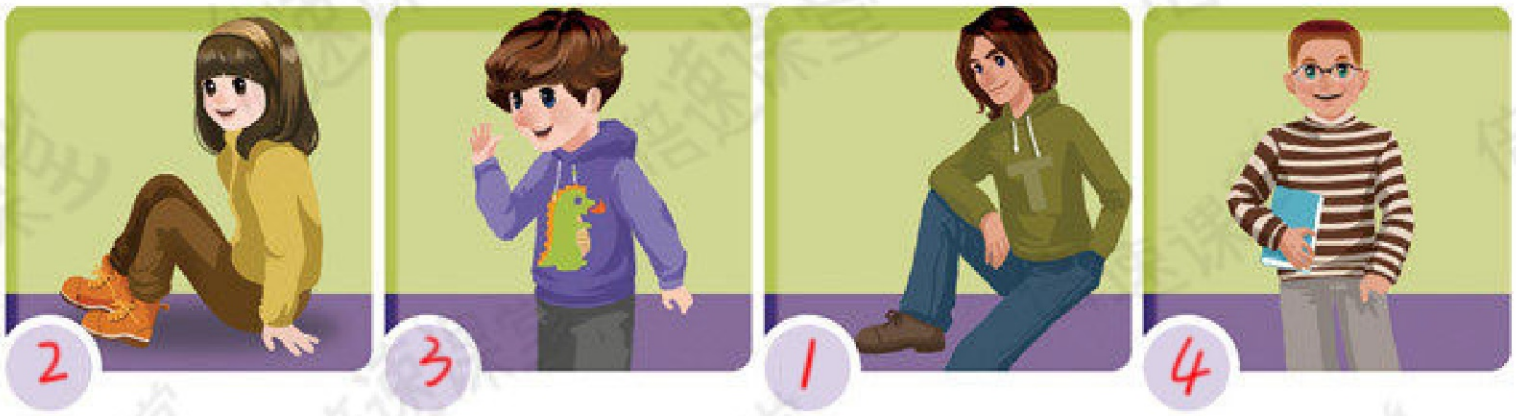

Look and match.



Let's sing

Friends

假如 拍一拍

If your friend is tall and quiet, clap your hands.
If your friend is tall and quiet, clap your hands.
If your friend is tall and quiet, if your friend is tall and quiet,
If your friend is tall and quiet, clap your hands.





关注微信公众号“捷思课堂”获取更多学习资料！

故事会：兔子发现了一个很大的红萝卜。这个红萝卜太大了，它拔不动。于是它找来朋友帮忙。刚开始猴子带着小狗来帮忙，还是拔不动。祖母来帮忙，终于拔出了这个红萝卜。

C Story time



关注微信公众号“捷思课堂”获取更多学习资料！

单元主题 我的家 埃米的妹妹问妈妈她的蜡笔在哪里，埃米问爸爸小猫在哪里。祖姆来次波家做客，夸赞客厅很漂亮。

Unit Four



My home

Oh, no!
哦，不！

Zip, your living room is nice.
次波，你的客厅真漂亮。

次波在浴室里。我是她的
Zip is in the bathroom.
I'm her sister.
妹妹。

预习新知：埃米有一只猫，萨拉问猫在哪里呢！一起去看看吧！

A Let's talk



询问他人在哪的问句：Where is she/he?
答语：She/He is+表示地点的介词短语。
例：-Where is he? 他在哪里？
-He is in the room. 他在房间里。

不知道认他人在哪的问句：Is she/he+表示地点的介词短语？
答语：Yes, she/he is.（肯定答语）
No, she/he isn't.（否定答语）
例：-Is she in the study? 她在书房吗？
-No, she isn't. 不，她不在。

Let's play





关注微信公众号“捷思课堂”获取更多学习资料！

Let's learn

例：Where is your bedroom? 你的卧室在哪里？

/'bedru:m/
bedroom
卧室

study /'stʌdi/ 书房

例：I do homework in my study. 我在我的书房里写作业。

Where's Amy?
Is she in the study?

Yes, she is.

/'lɪvɪŋ/ 客厅，起居室
living room

/'kɪtʃɪn/
kitchen 厨房

浴室，洗手间
/'bɑ:θru:m/
bathroom

例：We watch TV in the living room. 我们在客厅里看电视。

例：The cat is in the kitchen. 猫在厨房里。

Let's do

拆分记忆法：bath(洗澡)+room(房间)=bathroom

例：Let's clean the bathroom. 让我们打扫浴室吧。

Go to the living room. 去客厅。
Watch TV. 看电视。

Go to the study. 去书房。
Read a book. 读书。

Go to the kitchen. 去厨房。
Have a snack. 吃小吃。

Go to the bedroom. 去卧室。
Have a nap. 小睡一下。

Go to the bathroom. 去浴室。
Take a shower. 洗澡。

关注微信公众号“捷思课堂”获取更多学习资料！

Let's spell

Read, listen and chant.



use



cute



excuse

/juːs/ 使用

① "u+辅音字母+e(不发音)"在单词中发/juː/。

/kjuːt/ 可爱的

/ɪkˈskjuːz/ 借过

Listen, circle and say.

听力小提示：仔细观察所给的字母，根据录音圈出你听到的单词。注意听字母"u"和"u-e"在单词中的发音。

② "u+辅音字母"在单词中发/ʌ/。

/ʌs/ 我们

cute cut us use fun tube 管子

up excuse bus mum mule 骡子

/ʌp/ 向上

/bʌs/ 公共汽车

/mʌm/ 妈妈

Listen, circle and write.



u u-e

duck



u u-e

cute



u u-e

up



u u-e

use

关注微信公众号"捷思课堂"获取更多学习资料！

B

Let's talk

预习新知：妈妈的钥匙找不到了，它们在哪里呢？一起去看看吧。

询问某些物品在哪里的问句：Where are...?

答语：They are...

例：—Where are the books? 书在哪里？

—They are on the desk. 它们在桌上。



确认某些物品位置的问句：Are they+表示地点的介词短语？

答语：Yes, they are. (肯定回答)

No, they aren't. (否定回答)

例：—Are they under the chair? 它们在椅子下面吗？

—Yes, they are. 是的，它们在。

Ask, answer and write



Let's learn



短语: go to bed 上床睡觉

例: Is this your bed? 这是你的床吗?

例: Where is the phone? 电话在哪里?

例: Is the ball on the table? 球在桌上吗?

例: We have a new fridge. 我们有一个新冰箱。

Let's play



关注微信公众号"捷思课堂"获取更多学习资料!

阅读指导：这是一篇介绍自己的物品在家个里的摆放位置的短文。读短文时，圈出物品名称和关键词in、on、under和near，然后将物品和其对应的位置连线。

Read and write

Read and match.

This is my living room. ①My books are on the sofa, and ②my pens are on the fridge. ③My bag is under the table, and ④my glasses are near the phone. Where are my keys? Can you find them?

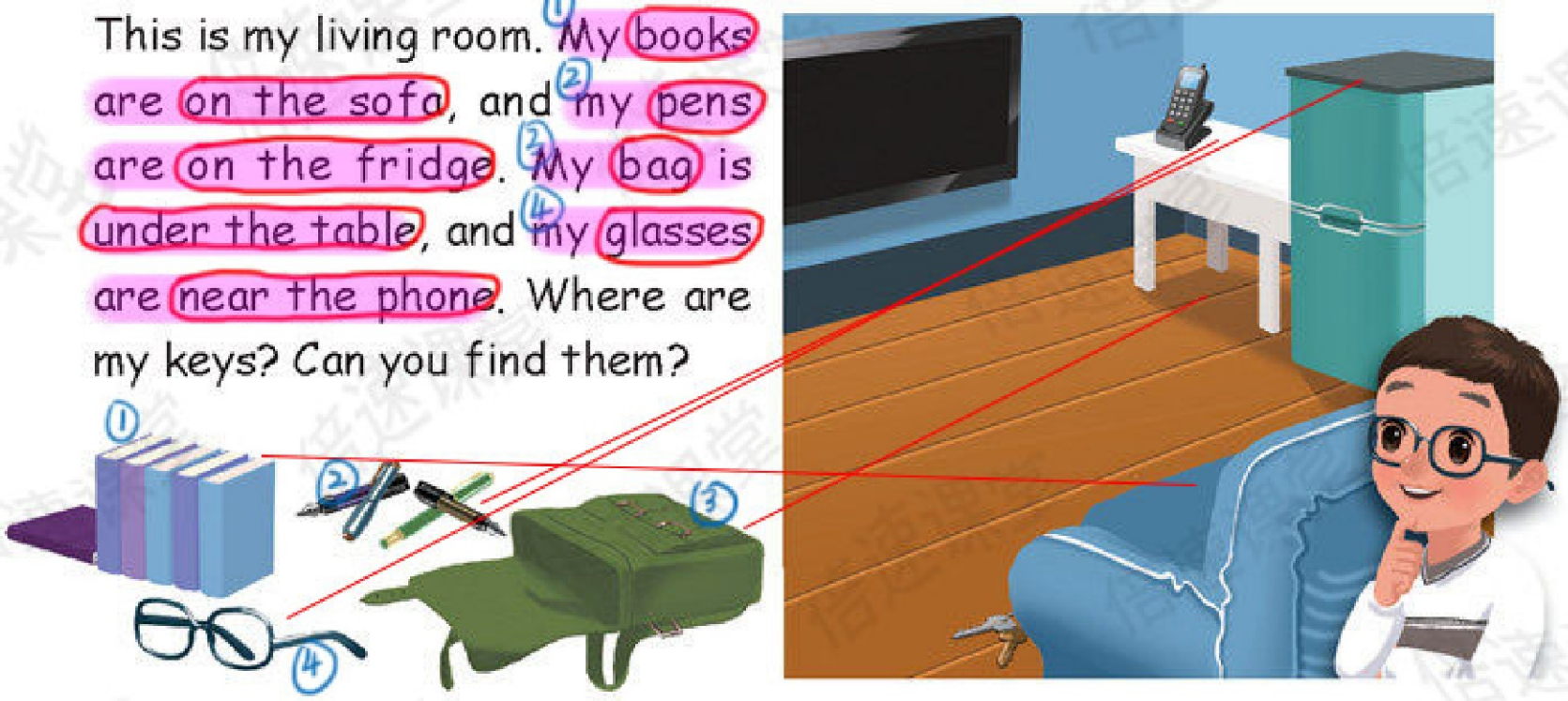

Look, choose and write.



The sofa is in the living room.

The chairs are in the bedroom.

living room	bedroom	kitchen
bathroom	study	

Now write about your room.



phone	sofa	table
chairs	fridge	bed

The fridge is in the kitchen.

The chairs are in the living room

关注微信公众号“捷思课堂”获取更多学习资料！

Let's check

听力小提示:①听录音前,先观察图中物品的摆放位置。
②听录音时,重点听 glasses, keys, books, Mike 对应的位置。

Listen and tick (√) or cross (×).



Look and tick (√).

FOR RENT
2 bedrooms (beds)
1 living room (sofa, table and TV)
1 kitchen (fridge)
2 bathrooms

FOR RENT ✓
1 bedroom (bed)
1 living room (sofa and TV)
1 kitchen (fridge)
1 bathroom



Let's sing

My home



Where, oh, where has the TV gone? 电视去哪里了?
Where, oh, where can it be? 它会在哪里
Where, oh, where has the TV gone?
It's in the bedroom with me.



关注微信公众号"捷思课堂"获取更多学习资料!

C

故事会：祖姆的爸爸和爷爷误拿了对方的眼镜，戴上眼镜后，他们都晕得站不住。爷爷和爸爸换了眼镜，爷爷能看清楚了，爸爸也能看清楚了。

Story time



关注微信公众号“捷思课堂”获取更多学习资料！

单元主题 晚饭准备好了！迈克的妈妈带着迈克、张朋友、吴-凡和萨拉来到餐馆用餐。迈克想要一些牛肉，张朋友想要蔬菜。次波地在热情地招待朋友们用餐。

Unit Five



关注微信公众号“捷思课堂”获取更多学习资料！

Dinner's ready

Five yuan, please.
五元。

Would you like a knife and fork?
你想要一幅刀叉吗？

Cheers!
干杯！

No, thanks. I can use chopsticks.
不用了，谢谢。我会用筷子。

Help yourself.
随便吃吧。

关注微信公众号"捷思课堂"获取更多学习资料！

预习新知：晚饭时间到了，迈克和爸爸想吃什么呢？一起去看看吧。

A Let's talk

① 询问三餐吃什么的问句：What's for + dinner/breakfast/lunch/supper?

对：What's for lunch? 午饭吃什么？



② 询问对方想吃什么的问句：What would you like (+for+三餐名称)?

答语：I'd like some +食物. /食物.

对：—What would you like? 你想吃什么？

B Let's survey



							
name	**fish**	**vegetables**	**rice**	**bread**	**juice**	**soup**	**others**
Mike		√	√			汤	

关注微信公众号“捷思课堂”获取更多学习资料！

/biːf/
beef 牛肉
例：Do you like beef?
你喜欢牛肉吗？

/ˈtʃɪkɪn/
chicken 鸡肉
拆分记忆法：chick(小鸡)+en=chicken
例：I'd like some chicken. 我想吃一些鸡肉。

/ˈnuːdlz/
noodles 面条
例：Noodles are my favourite. 面条是我的最爱。

Words

Let's learn



/ˈvedʒtəblz/
vegetables 蔬菜
例：The vegetables are fresh. 蔬菜很新鲜。

/suːp/
soup 汤
拆分记忆法：so(因此)+up(向上)=soup
例：We have soup for lunch. 我们午饭喝汤。

Words

Let's play



关注微信公众号"捷思课堂"获取更多学习资料！

Let's spell

Read, listen and chant.



me



he



she



we

/miː/ 我　/hiː/ 他　/ʃiː/ 她　/wiː/ 我们

Read, listen and tick (√).

①e在单词中发长音/iː/。



②e在单词中发/e/。

Listen, circle and write.

听力小提示：听录音时抓住关键词rice，he，red，we。并注意e在单词中的发音。



-e　i-e

rice



-e　u-e

he



-e　-e-

red



-e　o-e

we

关注微信公众号“捷思课堂”获取更多学习资料！

预习新知：晚饭好了，还需要刀叉吗，他和吴一比想喝汤吗？一起去看看吧。

询问对方"想要某物吗？"的问句：Would you like...?

答语：Yes, please.（肯定回答）
No, thanks.（否定回答）

例：—Would you like some juice? 你想喝些果汁吗？
—No, thanks. 不，谢谢。

B Let's talk







Let's play





Let's learn

John, would you like some beef?

Yes, please, and pass me the knife and fork please.

例: The bowl is small. 这个碗很小。

例: Pass me the spoon, please. 请把勺递给我。

/bəʊl/ bowl 碗

/spuːn/ spoon 勺

chopsticks

fork

knife

例: Can you use chopsticks? 你会用筷子吗?

/ˈtʃɒpstɪks/ 筷子

/naɪf/ 刀

例: We need a knife to cut meat. 我们需要一把刀来切肉。

/fɔːk/ 餐叉

折分记忆法: for(为了)+k=fork

例: John can use the knife and fork. 约翰会用刀和叉。

Let's do

Make a salad



Pass me the bowl.

把碗递给我。



Pass me the knife.

把刀递给我。



Cut the vegetables.

切蔬菜。



Use the spoon.

使用勺子。



Use the fork.

使用餐叉。



Now let's try it!

现在让我们尝一尝吧!

关注微信公众号"捷思课堂"获取更多学习资料!

阅读指导：这是一段约翰和他妈妈吃饭时的对话。阅读时注意找出食物名称和餐具名称，并把它们圈出来。

Read and write

Read and tick (√).



Tick the pictures you read about in the talk.



Look, choose and write.



In my soup,

I'd like some fish, beef and some vegetables.

rice　　vegetables　　fish　　beef　　noodles　　juice

What would you like for dinner?

〈答案仅供参考〉

I'd like some noodles.

关注微信公众号“捷思课堂”获取更多学习资料！

Let's check

听力小提示：①听录音前，仔细观察每组图片。②听录音时，重点听 soup and vegetables, chopsticks, some noodles, some fruit。同时，也要注意上下语境。

Listen and tick (√).



Look and match.



Let's sing

What would you like?

What would you like? What would you like?
I'd like some fish. I'd like some fish.
I'd like some beef. I'd like some beef.
Put it on my dish. Put it on my dish.

把……放在……上

关注微信公众号"捷思课堂"获取更多学习资料！

C

故事会：次波来到餐厅吃饭，他点了一些米饭、鱼肉、一些面条、牛肉、一些汤和蔬菜。服务员把食物端上来后，将账单递给次波，可是账单被一只鸟叨走了。

Story time



关注微信公众号“捷思课堂”获取更多学习资料！

单元主题 认识我的家人！家庭表演正在进行，每个家庭有几口人？他们都是做什么工作的？他们扮演的是什么角色？我们一起去看看。

Unit Six

How many people are there in your family?
你家有几口人？

Nine.
九口人。

Wow!
哇！

Is that your uncle?
那是你的叔叔吗？

Yes, it is. He's a football player.
是的，他是。他是一名足球运动员。

What's your aunt's job?
你的婶婶的工作？

She's a nurse.
她是一名护士。

Meet my family!

那是萨拉的爸爸。他是一位医生。
That's Sarah's father.
He's a doctor.

预习新知：埃米告诉陈杰她们家有六口人，这六口人都是谁呢？一起去看看吧。

A Let's talk

询问某处有多少人/多少物的问句：How many + 可数名词复数 + are there (+地点状语)?

答语：数量.

例：—How many cats are there on the table? 桌子上有几只猫？

—Two. 两只。



Let's count



关注微信公众号“捷思课堂”获取更多学习资料！

Let's learn

Hi. Meet my family!

例: This is my uncle. 这是我的叔叔。

舅数: 叔父; 伯父; 姑父; 姨父

/'ʌŋkl/

uncle

例: Amy has a little brother. 埃米有一个婴儿小弟弟。

/'peərənts/ parents 父母

例: They are my parents. 他们是我的父母。

cousin /'kʌzn/ 同辈表亲(或堂亲)

例: The girl is Amy's cousin. 这个女孩是埃米的表妹。

aunt /ɑ:nt/ 姑母; 姨母

例: My aunt is a nurse. 我的婶婶是一名护士。

baby /'beɪbi/ 婴儿

brother /'brʌðə(r)/ 兄; 弟

Let's play

This is my uncle. He's tall and strong.

Let's spell

本单元主要复习元音字母a, e, i, o, u发短音和a-e, i-e, o-e, u-e, e在单词中发长音的发音规则。(具体见前五个单元 Let's spell 板块)

Read, listen and circle.

1
me/he
men/fan
rice/face

2
had/hid
make/Mike
hot/nose

3
use/us
case/cat
man/mum

Listen and chant.



We like the cat! It's cute. It's cute.
He's got a cake and a cup of milk.
A rose on the cake! It's red. It's red.
Cut the cake. Give me the cake.
He likes cake. We like it, too!

has got 有
一杯
玫瑰

Chant again. Group and write.

face	rice	nose	use	me	bag	mum	six	leg	dog
cake	like	rose	cute	we	cat	cup cut	milk it	red	got

关注微信公众号"捷思课堂"获取更多学习资料!

B

Let's talk

预习新知：张明鸿和萨拉在看一本相册，相册里的照片都是谁？一起去看看吧！

询问对方的……是做什么工作的问句：What's your ...'s job?

答语：He's/She's...

例：—What's your brother's job?

—你的哥哥是做什么工作？

He's a driver.
他是位司机。

确认某人身份的问句：Is this your...?

答语：Yes, it is./No, it isn't.

例：—Is this your friend?
这是你的朋友吗？
—Yes, it is.
是的，他是。



难点解析：前一句"Is this your uncle?"的答语是"Yes, it is.",而不是"Yes, he is.",这是因为文中张明鸿对着照片中的人物问萨拉，此处让指的是照片中的人物。

Draw and say



关注微信公众号"捷思课堂"获取更多学习资料！

例：I want to be a doctor.
我想成为一名医生。

例：The cook is cooking.
这位厨师正在做饭。

例：My father is a driver.
我的爸爸是一位司机。

短语：see a doctor 看医生

Words

Let's learn



doctor 医生
/'dɒktə(r)/



cook 厨师
/kʊk/



driver 司机
/'draɪvə(r)/

THEY ARE HELPFUL !



农民 farmer /'fɑːmə(r)/





nurse /nɜːs/ 护士



What's your father's job?

My father is a doctor.

拆分记忆法：farm(农场)+er=farmer

例：Chen Jie's grandpa is a farmer.
陈杰的爷爷是一位农民。

例：Sarah's aunt is a nurse.
萨拉的姑姑是一名护士。

Let's play















What's his job?

He's a driver!

关注微信公众号“捷思课堂”获取更多学习资料！

阅读指导：这是一篇介绍家庭成员及其职业和特点的短文。读课文时，圈出每个人物的职业，再和短文下面对题目对比、判断。

Read and write

Read and tick (√) or cross (×).

This is my family. My mother is a teacher. She is very friendly. My father is a basketball player. He is tall and strong. My uncle is a cook. My aunt is a nurse. I am a student. I have no job.



Is this John's mother? ×



Is this John's aunt? ×



Is this his father? ×



Is this his uncle? √



Look and write.

What is his/her job?



He is a driver.

doctor



He is a doctor.



She is a nurse.

farmer



She is a farmer.

Now write about your family.

This is _____.

_____ is a _____.

关注微信公众号“捷思课堂”获取更多学习资料！

Let's check

听力小提示：听录音时，要听清楚 four，father，nurse，basketball player等词，还要注意上下语境。

Listen and tick (√).



Look and match.



In my family there are six people.







My mother is a nurse.
My father is a driver.
My uncle is a doctor.
My aunt is a cook.
My cousin is a student.
I am a student, too.







Let's sing

My family

What's his job? He's a driver.
What's his job? He's a driver.
What's his job? He's a driver.
He is not a cook.





关注微信公众号“捷思课堂”获取更多学习资料！

C

故事会：次波的朋友们来到次波家做客，次波给大家一一介绍墙上照片中的人。次波的爸爸是一位厨师，他的叔叔是一位出租车司机。次波的爷爷是一位老师。还有一张棒球运动员的照片，次波说："那是我！"

Story time



关注微信公众号"捷思课堂"获取更多学习资料！