单元主题 我的学校：陈杰、萨拉、张朋为、埃米、约翰和吴一凡正在谈论他们的学校。学校里有操场、图书馆、计算机房、美术教室、教室办公室等。

# Unit One






关注微信公众号“教辅资料站”获取更多学习资料

# My school






关注微信公众号“教辅资料站”

## Let's talk




## Look, ask and answer






关注微信公众号“教辅资料站”获取更多学习资料

## Let's learn




## Let's do




Go to the library.
Read a book.




Go to the teachers' office.
Say hello.









关注微信公众号"教辅资料站"获取更多学习资料

# Let's spell

Read, listen and chant.




字母组合er在单词中发/ɚ/。发/ɚ/时舌头要平放，双唇扁平，发音自然。

/'wɔ:tə(r)/ 水

/'taɪgə(r)/ 老虎

/'sɪstə(r)/ 姐；妹

/kəm'pju:tə(r)/ 计算机

/'dɪnə(r)/ 正餐

Read, underline and say.

1. sister ruler under number
2. computer eraser dinner winter
3. under after water river

Look, listen and write.





my sister's dinner

No water near the computer.



关注微信公众号“教辅资料站”获取更多学习资料

# B

## Let's talk

新知预习：陈杰在给一位男士介绍她们学校的教室和图书馆。来看看这位男士是怎么询问教室和图书馆，陈洁是怎么回答的吧。

询问对方是否拥有……的疑问句：Do you have ...?

回答：Yes, we do. (肯定)
No, we don't. (否定)

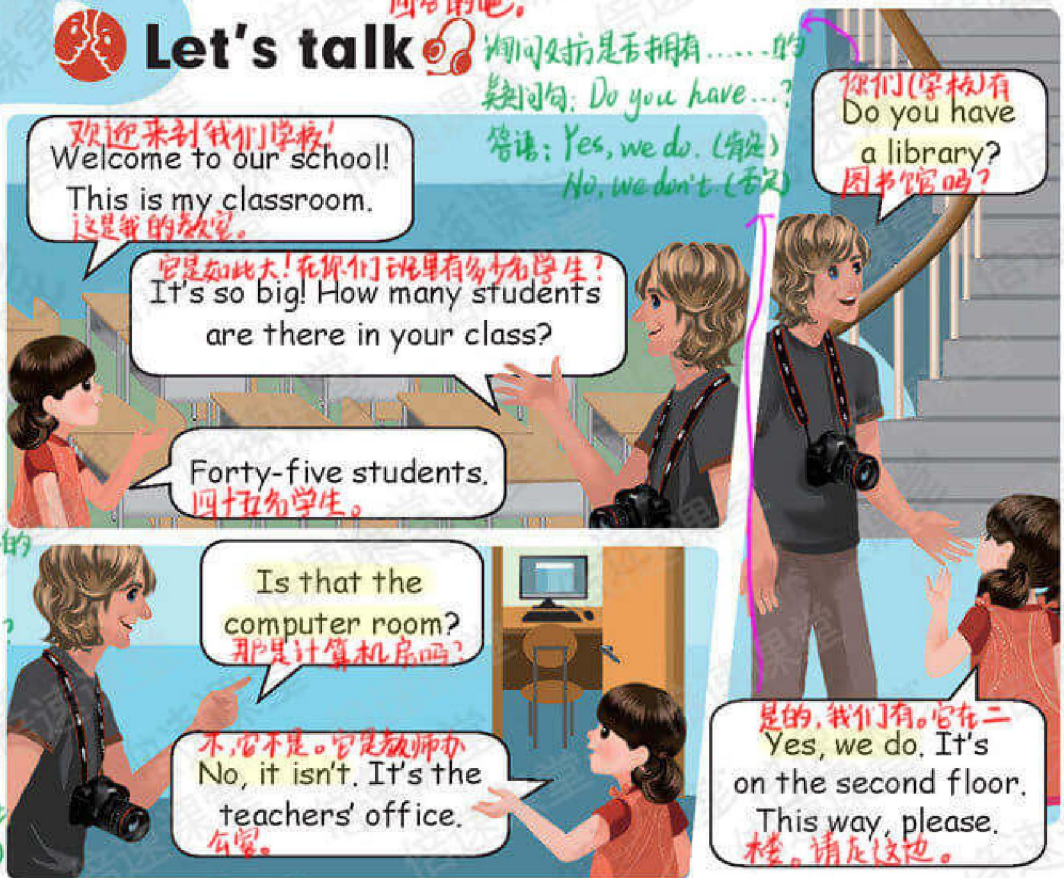


确认远处的事物，问问：Is that ...?

肯定：Yes, it is. (肯定)

否定：No, it isn't. (否定)

例句：—Is that your bag? 那是你的包吗？
—Yes, it is. 是的，它是。

## Let's play

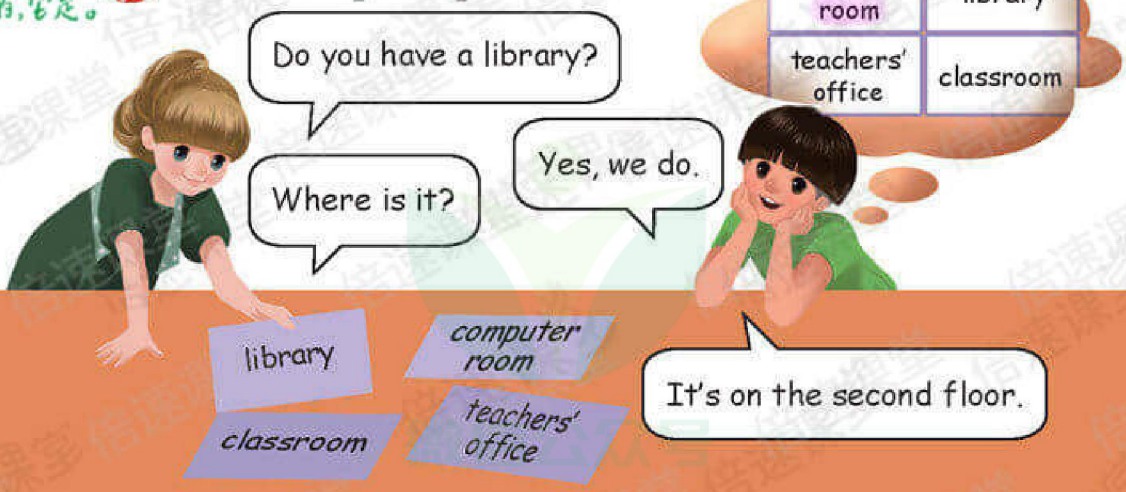




关注微信公众号“教辅资料站”获取更多学习资料

发音：/kəm'pju:tə(r) ru:m/
例句：There is a computer room on the second floor. 二楼有一个计算机房。

## Let's learn

computer room

发音：/'a:t ru:m/
例句：This is the art room. 这是美术教室。

art room

This is my school.

发音：/'mju:zɪk ru:m/
例句：We sing in the music room. 我们在教室里唱歌。

music room

GYM

Cool! Do you have a music room?

Yes, we do. It's on the first floor.

playground

发音：/'pleɪgraʊnd/
拆分记忆 play 玩 ground 地面
例句：We play on the playground. 我们在操场玩。

## Look, ask and answer

Do you have a computer room?

Yes, we do. It's on the first floor.



关注微信公众号“教辅资料站”获取更多学习资料

# Read and write

## Read and fill in the table.

| | | | |
|---|---|---|---|
| Computer Room | Library | Teachers' office | Classroom 2 |
| Art Room | Gym | Classroom 1 | Music Room |

1 Do you have a library?
Yes. The library is on the second floor. 在……上

2 Do you have an art room?
Yes. The art room is next to the gym. 旁边

3 Where is the teachers' office?
The teachers' office is next to the library.

4 Where is Classroom 1?
Classroom 1 is under the teachers' office. 在……下面

## Look and write.



句子的首字母要大写

This is the library. ☺

单词之间要有空格　句子末尾要有标点



That is the playground. ☹



关注微信公众号“教辅资料站”获取更多学习资料

# Let's check

听力小提示：①听录音前，仔细观察图中的人物在干什么、图中的地方是哪里。②听录音时，重点听表示数量、方位等词。

Listen and number.




Look and circle.

| | | | |
|---|---|---|---|
| A | computer room | music room | art room |
| | library | classroom | teachers' office |
| B | computer room | library | art room |
| | teachers' office | music room | classroom |




# Let's sing

## Our school

我们的 路

This is the way I go to school, go to school, go to school.
This is the way I go to school, where I like to learn all day.

学习

This is the classroom in my school, in my school, in my school.
This is the classroom in my school, where I like to learn all day.



关注微信公众号“教辅资料站”获取更多学习资料

故事会：祖姆利它的伙伴们到河马校长的学校参观。它们听河马校长详细介绍了学校的情况。这时，祖姆饿了，它偷偷溜进食堂，当大家找到它时，它说："I'm full. (我饱了。)"

# C Story time






关注微信公众号"教辅资料站"获取更多学习资料

# Unit Two

单元主题

几点了？祖姆看着地图上的不同时区，不知道现在到底几点了。看世界地图，了解在同一时刻不同国家的时间。

NORTH AMERICA

ARCTIC

London

EUROPE

十二点钟了。到(吃)午饭的时间了。

It's 12 o'clock. It's time for lunch.



London, 12 noon

伦敦，中午12点。

Beijing

ASIA

Cairo

It's time to watch TV.

到看电视的时间了。



北京 Beijing, 8 p.m. 晚八点。

AFRICA

两点钟了。

It's 2 o'clock. Let's play football.

让我们去踢足球吧。



Cairo, 2 p.m.

OK. 好的。

开罗，下午两点。

INDIAN OCEAN

What time is it?

几点了？

40 forty

30 thirty

ATLANTIC OCEAN

ANT



关注微信公众号“教辅资料站”获取更多学习资料

# What time is it?



OCEAN

What time is it?
几点了？



New York, 7 a.m.

It's 7 o'clock. It's time to get up.
七点钟了。到起床的时间了。

NORTH AMERICA

New York
纽约，早上七点。

ATLANTIC OCEAN

PACIFIC OCEAN

Hurry up! It's time for school!
快点！该去上学了！

SOUTH AMERICA

Brasilia



Brasilia, 9 a.m.
巴西利亚，上午九点。

CEANIA

Sydney

It's 10 o'clock. It's time to go to bed.
十点了。到上床睡觉的时间了。



Sydney, 10 p.m.
悉尼，晚上十点。



50 fifty

ARCTICA



关注微信公众号“教辅资料站”获取更多学习资料

预习新知：约翰和吴一凡在操场打球。几点了？是不是该回家了，一起去看看吧！

# A

## Let's talk




## Let's play




询问具体时间的问句：What time is it (now)?
答语：It's ... o'clock.
例如：—What time is it? 几点了？
—It's 2 o'clock. 两点钟了。



关注微信公众号“教辅资料站”获取更多学习资料

音标：/lʌntʃ/
例句：I have lunch at home. 我在家吃午饭。

音标：/ˈmjuːzɪk klɑːs/
例句：We are having a music class. 我们正在上音乐课。

## Words Let's learn

音标：/ɪŋglɪʃ klɑːs/
例句：It's time for English class. 上英语课的时间到了。

What time is it?







午餐；午饭




音乐课

/ˌpiːˈiː klɑːs/
PE class 体育课



例句：It's time for PE class. 该上体育课了。

音标：/ˈbrekfəst/
例句：It's time to have breakfast. 吃早饭的时间到了。




早餐；早饭




/ˈdɪnə(r)/ (中午或晚上吃的)正餐

例句：It's time to have dinner. 吃晚饭的时间到了。





It's 9 o'clock. It's time for English class. Let's go!
让我们

## Let's do



It's time for breakfast.
Let's drink some milk.
喝些牛奶

吃；喝；有

It's time for lunch.
Let's have some chicken.
吃些鸡肉





It's time for dinner.
Let's eat some rice.
吃些米饭

It's time for PE class.
Let's jump and run.
跳和跑





It's time for English class.
Let's read and write.
读书写字

It's time for music class.
Let's sing and dance.
唱歌和跳舞





关注微信公众号“教辅资料站”获取更多学习资料

# Let's spell

Read, listen and chant.




/gɜːl/ 女孩




/bɜːd/ 鸟




/nɜːs/ 护士




/ˈhæmbɜːgə(r)/ 汉堡包

字母组合 ir 和 ur 在单词中发 /ɜː/，发音时舌头放平，唇形扁平，声带振动。

Read, listen and circle.

听力小提示：根据单词的发音圈出所听到的词，强化 ir 和 our 的发音。

1. bird dirt
2. birth nurse
3. girl hurt
4. hamburger number

Look, listen and write.

听力小提示：听音写单词，可以按照发音规则来拼单词





a girl and her bird

a nurse and her hamburger



关注微信公众号“教辅资料站”获取更多学习资料

# B

预习新知：起床时间到了。上学时间到了。上英语课的时间到了。
还有是几点起床、上学、上英语课呢？一起去看看吧。

## Let's talk




哦！六点半了。
到起床的时间了。
早饭准备好了。
几点了？
八点钟了。到上英语课的时间了。
我准备好了。
快点！到去上学的时间了。
好的。

"到做……的时间了。"句型 ① It's time 加+动词。
② It's time for+名词。
例句：① It's time to play 动词 football 到踢足球的时间了。
② It's time for PE class 名词 到上体育课的时间了。

## Let's play






关注微信公众号“教辅资料站”获取更多学习资料

# Let's learn




音标: /ˈget ʌp/

例句: What time do you get up? 你几点起床?

例句: Let's go to school! 我们去上学吧。

例句: It's time to go home. 到回家时间了。

例句: Mike goes to bed at 9:00 p.m. 迈克晚上九点钟上床睡觉。

# Let's play

| Monday | |
|---|---|
| 6:30 | get up |
| 7:00 | breakfast |
| 7:20 | go to school |
| 10:40 | English class |
| 12:00 | lunch |
| 2:15 | music class |
| 3:00 | PE class |
| 4:50 | go home |
| 9:00 | go to bed |






关注微信公众号"教辅资料站"获取更多学习资料

# Read and write

## Read and number.

1 Mum: Amy! It's time to get up.

2 Sarah: What time is it?
Amy: Oh! It's 10 o'clock. Time for music class.
Sarah: Hurry! Let's go!

3 Mum: It's 6 o'clock. It's time for dinner!
Dad: Where's Amy?

4 Mum: Come on! It's 9 o'clock.
Dad: It's time for bed.
Amy: Just a minute.




## Look and write.

书写提示：①句子第一个单词首字母要大写。②单词与单词之间要有适当空格。③句末的标点。④字母写体。



What time is it? It's ten o'clock.




What time is it now?



关注微信公众号“教辅资料站”获取更多学习资料

# Let's check

听力小提示：①听录音前，观察每幅图，从图中推测考查点。
②联系每幅图上的时间点及对话内容给图片排序。

Listen and number.




Look and match.




2 It's time for breakfast.

3 It's time to go to school.

4 It's time for lunch.

1 It's time to get up.

7 It's time to go to bed.

5 It's time for PE class.

6 It's time to go home.

# Let's sing

## It's twelve o'clock

嘀嗒嘀嗒 刚才 看见
嘀嗒。Dickety tackety tack. I just saw a cat.
Dickety tackety toe. It's twelve o'clock, you know.
Dickety tackety tack. I just heard a snap. 咔嚓
Dickety tackety toe. He caught a mouse, you know!
抓住 老鼠
听见







关注微信公众号“教辅资料站”获取更多学习资料

故事会：Zoom看到Zoom还在睡觉，于是把闹钟调到八点，然后叫醒Zoom。Zoom睁眼一看，急忙要去上学。这时候，Zoom告诉Zoom上学没迟到，并说"April Fool!"

# C Story time






关注微信公众号"教辅资料站"获取更多学习资料

单元主题 世界上不同的国家和地区有不同的气候特点。同学们，你们了解各个地方的气候特点吗？让我们一起来学习吧。

# Unit Three






关注微信公众号“教辅资料站”获取更多学习资料

# Weather






关注微信公众号“教辅资料站”获取更多学习资料

# A

预习新知：窗外下雪了，Mike想出去看一下，他在跟妈妈商量。午餐时，Mike想喝些汤，他在和妈妈商量。

## Let's talk




征求他人许可的问句：Can I＋动词原形(swim, go, drink...)(＋其他)？

答语：Yes, you can.(肯定回答)/No, you can't.(否定回答)

## Let's play




例：—Can I use your pen? 我能用一下你的钢笔吗？

—Yes, you can. 是的，你能。






关注微信公众号“教辅资料站”获取更多学习资料

# Let's learn




# Let's chant



Brrr, it's cold.
It's cold outside.
Put on a hat. 穿上；戴上
Cold, bye-bye!
Mmm! It's warm.
It's warm inside.
Take off your shoes. 脱掉
It feels so nice. 感觉





关注微信公众号“教辅资料站”获取更多学习资料

# Let's spell

Read, listen and chant.

ar在单词中发/ɑ:/，/ɑ:/是个长元音，发音时声带振动。




al在单词中发/ɔ:/音。/ɔ:/是一个长元音，发音时声带振动。

听力小提示：
1. 重点听音频中的ir和al的发音

Read, listen and number.




Look, listen and write.

a ball on the tall wall

dogs arm in arm



a card with a car



关注微信公众号“教辅资料站”获取更多学习资料

预习新知：陈杰和Mark打电话互相询问对方所在的城市的天气情况。

# B

## Let's talk




① 询问天气状况的问句：What's the weather like...?
答语：It's+表示天气状况的形容词（sunny, cloudy, windy...）
例：—What's the weather like today? 今天天气怎么样？
—It's sunny. 阳光充足。

② 确认天气状况的句型：Is it+表示天气状况的形容词（windy, sunny...）?
答语：Yes, it is./No, it isn't.
例：—Is it hot? 热吗？
—Yes, it is. 是的，热。

摄氏度=（华氏度-32）÷1.8

## Let's play

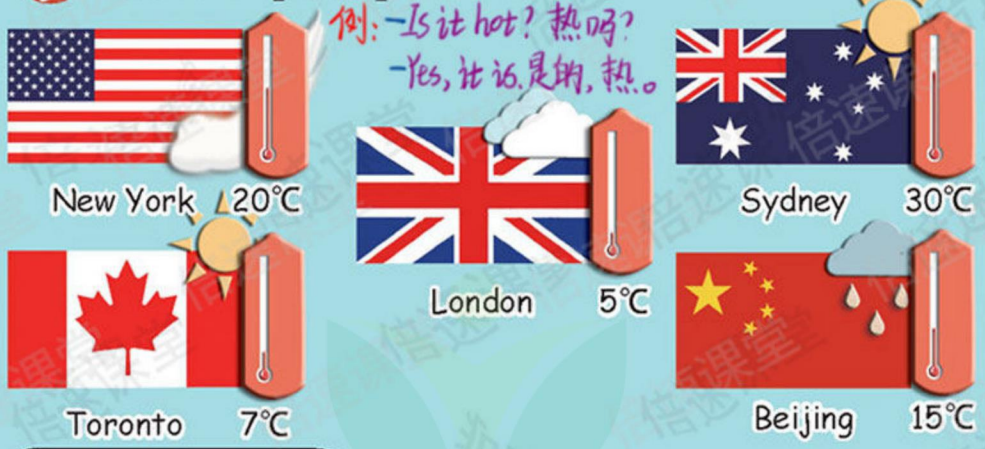







关注微信公众号“教辅资料站”获取更多学习资料

音标: /reɪnɪ/
例: It's a rainy day today.
今天是个阴雨天。

音标: /'snəʊɪ/
例: It's snowy in Moscow.
莫斯科是下雪天。

音标: /'wɪndɪ/
例: It's windy in spring here. 这里春天多风。
巧记: wind(风)+y=windy

巧记:
rain(雨)+y
=rainy

# Let's learn




音标: /'sʌnɪ/
例: It's sunny in Sydney. 悉尼阳光充足。
形近词: funny 有趣的

音标: /'klaʊdɪ/
例: She likes cloudy days. 她喜欢多云的日子。

# Let's play






关注微信公众号"教辅资料站"获取更多学习资料

阅读指导：这是一封约翰的爸爸写给约翰的信。可以先浏览短文下面的题目，然后带着问题读短文，在短文中圈出相关信息。

# Read and write

## Read and answer.




1. What is the weather like in Sydney?
2. Is the water cold in Sydney?
3. Can John's dad swim outside?

## Look and write.

书写提示：1. 句子开头的首字母需要大写。2. 注意句中每个单词之间空一格。3. 注意句中和句尾的标点。





Is it sunny? Yes, it is. No, it isn't.




Is it windy?



关注微信公众号“教辅资料站”获取更多学习资料

## Let's check

听力小提示：①听录音前，先看清楚每幅图中的天气或事物。②听录音时，听清楚描述天气或事物的关键词，如：cold，cloudy，hot，warm等。

Listen and tick (√).



Look and match.



cold　cool　hot　warm　sunny　rainy　windy　cloudy　snowy

## Let's sing

### Thunder　雷声

There is thunder. There is thunder.
It's roaring. It's roaring.
Pitter, patter, rain drops.
Pitter, patter, rain drops.
I'm all wet. I'm all wet.

咆哮，吼叫　落下　湿的





关注微信公众号“教辅资料站”获取更多学习资料

故事会：Zip在大连感冒了，Zoom在电话中得知后，准备飞往大连去看望Zip。Zoom收拾行李时，电视中正在播大理的天气预报，Zoom误听成了大连。等祖姆下飞机时，天气寒冷并下着大雨，最后Zoom也感冒了。

# C Story time






关注微信公众号“教辅资料站”获取更多学习资料

单元主题 同学们，你们在假期中有没有去参观过农场？你们知道农场里有哪些动物吗？农场里种着什么蔬菜呢？让我们一起去看看吧！

# Unit Four






关注微信公众号“教辅资料站”获取更多学习资料

# At the farm






关注微信公众号“教辅资料站”获取更多学习资料

预习新知：Mike和Sarah到农场参观，受到了农场主的热情接待。去听听他们认识了哪些蔬菜吧。

# A Let's talk




询问近处事物的名称的问句：What are these?
答语：They're+可数名词复数(potatoes, pandas...).
例：-What are these? 这些是什么？
-They're oranges. 它们是桔子。

确认近处多个事物的名称的问句：Are these+可数名词复数(apples, bags, dogs...)?
答语：Yes, they are. / No, they aren't.
例：-Are these ducks? 这些是鸭子吗？
-Yes, they are. 是的，它们是。

# Let's play






关注微信公众号“教辅资料站”获取更多学习资料

# Let's learn




例: The tomatoes are big. 这些西红柿很大。

巧记: to-ma-to

/tə'ma:təʊ/ 西红柿

豆角;四季豆

例: Green beans are long. 豆角是长的。

/'kærət/ 胡萝卜

例: Are the potatoes big? 这些土豆大吗?

/pə'teɪtəʊ/ 马铃薯;土豆

例: Rabbits like carrots. 兔子喜欢胡萝卜。

巧记: green(绿色的)+beans(豆子)=greenbeans

# Let's chant



I like tomatoes.
I like potatoes.
Carrots I will try.
I love to eat green beans,
But onions make me cry.

洋葱 使;使得 哭;喊叫



关注微信公众号"教辅资料站"获取更多学习资料

# Let's spell

Read, listen and chant.













or在单词中发/ɔː/音。/ɔː/是长元音，发音时声带振动。

/hɔːs/ 马

/fɔːk/ fork 叉子

/ˈhəʊmwɜːk/ 家庭作业

地图

/wɜːd/ 世界

or在单词中发/ɔː/音。/ɔː/是长元音，发音时声带振动。

Read, listen and number.

听力小提示：认真听音节，注意or组合在单词中是发/ɔː/音还是/ɔː/音。

| | | |
|---|---|---|
| fork 1 | for 4 | born 3 |
| world 2 | horse 6 | work 5 |

Look, listen and write.



I'd like four forks.





This is her homework.

I like horses.



关注微信公众号“教辅资料站”获取更多学习资料

# B

预习新知：Mike和Sarah正在农场里参观，听听他们都谈论了哪些动物吧。

## Let's talk

②询问对方拥有事物的数量的句型：
How many+可数名词复数(cows, hens, horses...) do you have?

答语：I have +基数词(one, two...)(+事物)./基数词(+事物).

例：—How many cows do you have? 你有几头牛？ —One. 一头。

①询问这些事物名称的句型：What are those?
答语：They're+可数名词的复数形式(eggs, pens, ducks...).




例：—What are those? 那些是什么？ —They're monkey. 它们是猴子。

## Let's play

| | |
|---|---|
| cat: | meow 喵喵叫 |
| duck: | quack 嘎嘎叫 |
| dog: | woof 汪汪叫 |
| hen: | cluck 咯咯叫 |
| cow: | moo 哞哞叫 |
| horse: | neigh 嘶嘶叫 |






关注微信公众号“教辅资料站”获取更多学习资料

## Let's learn

例: The horses are eating grass.
马儿正在吃草。

/hɔːs/ 马 horses




例: The cows are black and white. 奶牛是黑白相间的。

/kaʊ/ cows 母牛;奶牛

hens /hen/ 母鸡

例: Sheep likes grass. 绵羊喜欢吃草。

羊;绵羊 /ʃiːp/ sheep

例: The hen is fat. 这只母鸡很胖。

巧记: he(他)+n=hen

## Draw and say






关注微信公众号"教辅资料站"获取更多习题资料

阅读指导：在阅读前先观察图片，了解麦克唐纳先生的农场情况。然后浏览文后的题目，带着题目阅读短文，圈出题目的相关内容。

# Read and write

## Read and tick (√).






This is the vegetable garden. These are carrots and potatoes.



Those are tomatoes and green beans over there.



There are animals, too. What are these? They are sheep. Mr MacDonald has ten sheep on the farm.



Are those sheep? No, they are goats. They love to eat carrots!

### Can you see these on Mr MacDonald's farm?

| | | | | |
|---|---|---|---|---|
| Vegetables | potatoes √ | carrots √ | green beans √ | tomatoes √ |
| Animals | cows | sheep √ | hens | cats |

## Look and write.



These are cows.



Those are sheep.

Draw some animals or vegetables here and write a sentence.



关注微信公众号“教辅资料站”获取更多学习资料

听力小提示：1. 观察图中四组图片，并确认图中事物的名称。2. 听录音，注意关键词 hens, potatoes, baby cows, tomatoes 等。3. 注意 look at 和 What are 等之间的连读现象。

## Let's check

Listen and tick (√).



Look and match.

green beans




carrots

tomatoes

Sheep, cows and horses.

Tomatoes, carrots and green beans. A

Cows, sheep and hens.

Green beans, tomatoes and carrots. B

## Let's sing

### Mary has a little lamb

小羊；羔羊

Mary has a little lamb, little lamb, little lamb.
Mary has a little lamb. Its fleece is white as snow.

到处；各地方　　羊毛　　像

Everywhere that Mary goes, Mary goes, Mary goes,
Everywhere that Mary goes, the lamb is sure to go.

一定







关注微信公众号“教辅资料站”获取更多学习资料

故事会：Zoom和Zip去参观农场，Zip提议做草帽，Zoom同意了。当他们戴上草帽乘凉时，奶牛把Zip的草帽当成美食吃掉了！

# C Story time






关注微信公众号“教辅资料站”获取更多学习资料

单元主题 同学们，在服装店你们能用英文向售货员说出想要的衣物的名称吗？你们会用英语来询问某些物品是谁的吗？让我们一起去学习吧！

# Unit Five






关注微信公众号“教辅资料站”获取更多学习资料

# My clothes






关注微信公众号“教辅资料站”获取更多学习资料

预习新知：放学铃响了，回家的时间到了。老师看到一些衣物，询问Amy它们是谁的。

## Let's talk




①确认某些物品归属的问句：Are these/those+名词性物主代词(yours, hers...)/名词所有格(Bob's, your sister's...)?
答语：Yes, they are./No, they aren't.
例：—Are these yours, Jack? 这些是你的吗，杰克？
—Yes, they are. 是的，它们是。

②确认某个物品的归属的问句：Is this/that+名词性物主代词(yours, his, hers...)/名词所有格(John's, Amy's...)?
答语：Yes, it is./No, it isn't.
例：—Is this Peter's? 这是彼得的吗？—No, it isn't. 不，它不是。

## Let's play






关注微信公众号“教辅资料站”获取更多学习资料

巧记：that（那个）- t = hat

例：I like the blue hat. 我喜欢这顶蓝色的帽子。

例：I can wash my clothes. 我能洗我的衣服。

## Let's learn

I like that green skirt. 我喜欢那条绿色的女裙。

Me too. And I like those pants. 我也是。并且我喜欢那条裤子。

/kləʊðz/ clothes 衣服；服装

/hæt/ hat （常指带檐的）帽子

/skɜːt/ skirt 女裙

例：The green skirt is nice. 这条绿色的裙子很好看。

/dres/ dress 连衣裙

例：This is my sister's dress. 这是我姐姐的连衣裙。

/pænts/ pants 裤子

例：Are these Amy's pants? 这条是埃米的裤子吗？

巧记：ptant（蚂蚁）+ s = pants

## Let's do






关注微信公众号“教辅资料站”获取更多学习资料

# Let's spell

Read, listen and chant.

字母组合le在单词中发/l/音。/l/是浊辅音，发音时声带要振动。/l/属于舌侧音。


apple /'æpl/ 苹果


people /'pi:pl/ 人；人们


table /'teɪbl/ 桌子

Read, underline and listen.

1. a little bike
2. Uncle Dan
3. a green apple
4. nice people
5. a big table

听力小提示：听录音，体会字母组合-le的发音。

Look, listen and write.





Chen Jie has a green apple.

This is a little bike.



That is Uncle Dan's table.





关注微信公众号“教辅资料站”获取更多学习资料

# B

预习新知：妈妈让萨拉帮忙整理衣服，看看萨姆先做什么吧！

① 询问单个物品的主人的问句：Whose＋可数物品单数（book, hat...）＋is this/that?

答语：It's＋名词性物主代词/名词所有格.

## Let's talk







例：—Whose key is this? 这是谁的钥匙？
—It's mine. 它是我的。







② 询问多个物品的主人的句型：Whose＋可数物品复数（socks, shoes...）＋are these/those?

答语：They're＋名词性物主代词/名词所有格.

## Let's find out

Are these Mike's or Sarah's?

例：—Whose shoes are these? 这双鞋是谁的？
—They are Jack's. 它们是杰克的。






关注微信公众号“教辅资料站”获取更多学习资料

例: The coat is nice. I like it.
这件大衣很好看。我喜欢它。

例: Whos shirt is this? 这是谁的衬衫。

## Let's learn

外衣；大衣 /kəʊt/ coat

/ʃɜːt/ (尤指男士)衬衫 shirt

Mum, where are my new socks?
妈妈，我的新袜子在哪里？

White.
白色的。

What colour are they?
它们是什么颜色的？

短袜 /sɒks/ socks

例: What colour are the socks? 这双袜子是什么颜色？

sweater 毛衣

shorts 短裤

/ʃɔːts/
例: I like the blue shorts.
我喜欢这条蓝色的短裤。

jacket

例: Do you like the jacket?
你喜欢这件夹克衫吗？

夹克衫 /ˈdʒækɪt/

## Let's find out

/ˈswetə(r)/
例: Put on your sweater.
穿上你的毛衣。

巧记: Sweat(汗水)+er=Sweater

去旅行

You're going on a trip. What do you want to wear? Choose and colour.



I want to wear my blue pants.

I want to wear my yellow dress.







关注微信公众号“教辅资料站”获取更多学习资料

阅读指导：这是一篇介绍夏令营闭幕仪式时发生的故事的短文。阅读时要带着短文后的问题来阅读，边读边划出文中的关键信息。

# Read and write

## Read and circle.




Oh, it's time to pack my clothes.
2. This is my red T-shirt.
1. These are my blue pants.
3. And those are my shoes.
4. Wait! Is this my hat?
No, this is Amy's.
Amy! Is this yours?







1. Are these Sarah's blue pants?
(A.) Yes. B. No.



3. Whose shoes are these?
A. Amy's. (B.) Sarah's.



2. This is Amy's red T-shirt.
A. Yes. (B.) No.



4. Whose hat is this?
(A.) Amy's. B. Sarah's.

## Look and write.



These are John's shoes.



This is Chen Jie's dress.



Draw your pants and write a sentence.

These are my pants.

〈答案不唯一〉



关注微信公众号“教辅资料站”获取更多学习资料

听力小提示：1.听录音前仔细观察图中的人物和物品。2.听录音时，重点听"shoes, John's, hat, Sarah's, shorts, father's, shirt, Mike"等关键词。

## Let's check

Listen and tick (√) or cross (×).




Look and match.




## Let's sing



### This old hat

旧的

This old hat, this old shirt,
These old jeans, and this old skirt ...
Put them away! It's a sunny, sunny day.
It's time to wear your shorts to play.

牛仔裤





关注微信公众号"教辅资料站"获取更多学习资料

# C Story time

故事会：Zoom的学校要举办一个派对，他要为自己做一件衣服。结果他看起来像Zip！这是怎么回事呢？我们一起来看看吧。






关注微信公众号“教辅资料站”获取更多学习资料

单元主题 同学们，你们在周末会陪父母一起去服装店买衣服吗？你们知道如何用英文询问衣服的价格吗？让我们一起来学习吧！

# Unit Six






关注微信公众号“教辅资料站”获取更多学习资料

# Shopping






关注微信公众号“教辅资料站”获取更多学习资料

预习提示：John的妈妈带着他去商店买鞋，我们一起来看看John是否买到了合适的鞋吧。

# A Let's talk

①询问能否试穿衣物的句型：
Can I try + 衣物名词 / it / them on?
答语：Yes, you can. / Sure. / Of course.
No / Sorry, you can't.

例：—The coat is nice. Can I try it on?
这件外套很好看。我能试试吗？
—Of course.
当然可以。

①招待顾客的礼貌用语：
Can I help you?
"我能为你做点什么？/我可以帮你吗？"




②对衣物进行评价的句型：衣物（this dress, they...）+ is / are + 形容词（nice, beautiful...）.
例：The dress is so beautiful. 这条连衣裙太漂亮了。

# Let's play






关注微信公众号“教辅资料站”获取更多学习资料

# Let's learn

巧记：sun(太阳)+glasses(眼镜)= sunglasses

例：Can I try the sunglasses on?
我能试试这幅太阳镜吗？




例：I want a pair of blue gloves. 我想要一双蓝色的手套。

(分手指的)手套 /glʌv/

/ʌmˈbrelə/ 伞；雨伞

/skɑːf/ 围巾；披巾

例：The scarf is nice. 这条围巾很好看。

巧记：g+love(爱)
=glove

巧记：scar(小汽车)
+f=scarf

# Complete and say

例：Take an umbrella with you. 随身带把雨伞。






关注微信公众号“教辅资料站”获取更多学习资料

本单元我们来总结几个字母组合在单词中的发音。1. er发/ə/。2. ir/ur发/ɜ:/。3. ar发/ɑ:/。4. al发/ɔ:/。5. or发/ɔ:/或者/ɜ:/。6. -le发/l/。

# Let's spell

## Read aloud.

computer /ə/ dinner /ə/ girl /ɜ:/ wall /ɔ:/

homework /ɜ:/ nurse /ɜ:/ card /ɑ:/

little /l/ people /l/ world /ɜ:/

**Try this!**

work /ɜ:/ sir /ɜ:/ turn /ɜ:/

circle /ɜ:/ park /ɑ:/ mall /ɔ:/

## Look, listen and write.

My uncle is a farmer.

He is tall.

He likes to play ball.



## Listen and chant.

Two little birds are sitting on a wall.
One is big and the other is small.
A cute little girl is playing with a ball.
Be careful, little girl!
Don't knock them off the wall!





关注微信公众号“教辅资料站”获取更多学习资料

# B

预习新知：妈妈带着Sarah去买裙子，Sarah喜欢哪个裙子呢？她最后买了吗？一起来看看吧。

## Let's talk

Can I help you? 我能为您做点什么？

②询问物品价格的句型：
How much + is/are + 物品/it/they?
答语：(It's/They're + )价格.
例：—How much is the pen? 这支钢笔多少钱？
—Five yuan. 5块钱。

①询问对方对某物的看法的句型：
How do you like + 某物(the shirt, the hat...)?
答语：It's (very) + 形容词(nice, good...).
例：—How do you like this dress? 你觉得这条连衣裙怎么样？
—It's very nice. 它很好看。

Sarah, how do you like this skirt? ① 萨拉，你觉得这条女裙怎么样？

Yes. How much is this skirt? ② 是的。这条女裙多少钱？

It's $89. 它89美元。

It's very pretty. 它很漂亮。

Oh, that's expensive! 哦，那很贵！

I like it, Mum. 我喜欢它，妈妈。

Sorry, Sarah. It's too expensive. 对不起，萨拉。它太贵了。

## Let's act

将要 很快
It will be cold soon. You have 50 yuan. Choose three things.
选择






关注微信公众号“教辅资料站”获取更多习题资料

# Let's learn

/naɪs/
nice
好的

巧记：ntice(冰)=nice

例：The hat is nice. 这顶帽子很好。

¥20

Look at that dress.
It's pretty.
看那条连衣裙。
它很漂亮。

pretty
¥150

cheap
¥15

expensive
¥450

昂贵的；花钱多的
/ɪkˈspensɪv/
例：The dress is too expensive.
这条连衣裙太贵了。

/ˈprɪti/ 美观的；精致的

Yes, it is.
是的，它很漂亮。

例：That dress is pretty. 那条连衣裙很精致。

/tʃiːp/ 花钱少的；便宜的

例：This shirt is cheap.
这件衬衫很便宜。

# Let's play

Who has ...?

Sarah has a pretty dress.
It's 50 yuan. It's very nice.

| What? | Who? | How much? |
|---|---|---|
| a pretty dress | Sarah | ¥50 |
| a nice _____ | | |
| a cheap _____ | | |
| an expensive _____ | | |






关注微信公众号“教辅资料站”获取更多学习资料

阅读指导：这是一则介绍商品大甩卖的广告。阅读时先读短文后的题目，带着问题来读短文，阅读时圈出相应的重要信息。

# Read and write

## Read and answer.

SALE!

Today all sunglasses and gloves are five yuan! They are very cheap.

We have many nice scarves, too — red, yellow, brown and more!

Umbrellas are cheap, too. We have many pretty colours for you.

Come and see us today!




1. How much is the red scarf?
   It's five/15 yuan.
2. How much are the brown gloves?
   They're five/15 yuan.
3. Is the umbrella too expensive?
   No, it isn't.
4. Are the sunglasses cheap?
   Yes, they are.

## Look and write.




They are very expensive.



They are too small.

Draw your shoes and write a sentence.



关注微信公众号“教辅资料站”获取更多学习资料

听力小提示：1. 听录音前，用英语标注出图中物品的名称、价格等。2. 听录音时，注意听"try on, sunglasses, Ok, scarf, 20 yuan, feet, small, gloves, 25 yuan, try them on, Sure"等词。

## Let's check

Listen and tick (√) or cross (×).




Look and match.




cheap sunglasses

a pretty green scarf

my friend's umbrella

expensive gloves

## Let's sing

How much is that doggie in the window? 小狗

How much is that doggie in the window?
The one with the waggity tail. 尾巴
With his tail so short and his ears so long,
I do hope that doggie's for sale.
摇摆的





关注微信公众号"教辅资料站"获取更多学习资料

故事会：粗心的Zoom把价签贴倒了，女裙本来91美元，顾客以为是16美元。Zoom承认了自己的错误，但老板还是要解雇他。

# C Story time






关注微信公众号“教辅资料站”获取更多学习资料