荣德基 主编

教辅资料站

电子教辅　试卷练习
知识总结　备课资源

扫码关注获取更多学习资料

典中点®

综合应用创新题 典中点

一本在做题中教会你学习方法的书

荣德基典中点



三年级 英语

下（KP版）

本册主编：刘　曼

陕西新华出版传媒集团
陕西人民教育出版社
·西安·

目录 CONTENTS

Lesson 1 I can help you

课时 1　基础巩固练 …… 1
课时 2　综合提升练 …… 2
拓展衔接练 …… 3
Lesson 1 听说读写训练营 …… 4

Lesson 2 It's too short

课时 1　基础巩固练 …… 6
课时 2　综合提升练 …… 7
拓展衔接练 …… 8
Lesson 2 听说读写训练营 …… 9

Lesson 3 Is that a pig?

课时 1　基础巩固练 …… 11
课时 2　综合提升练 …… 12
拓展衔接练 …… 13
Lesson 3 听说读写训练营 …… 14

Lesson 4 Where is my doll?

课时 1　基础巩固练 …… 16
课时 2　综合提升练 …… 17
拓展衔接练 …… 18
Lesson 4 听说读写训练营 …… 19

Lesson 5 Let's run a race

课时 1　基础巩固练 …… 21
课时 2　综合提升练 …… 22
拓展衔接练 …… 23
Lesson 5 听说读写训练营 …… 24

Lesson 6 Revision

Lessons 1 ~ 5 阶段知识清单 …… 26
Lessons 1 ~ 5 阶段过关练 …… 27

Lesson 7 Can you make cakes?

课时 1　基础巩固练 …… 29
课时 2　综合提升练 …… 30
拓展衔接练 …… 31
Lesson 7 听说读写训练营 …… 32

Lesson 8 Who is he?

课时 1　基础巩固练 …… 34
课时 2　综合提升练 …… 35
拓展衔接练 …… 36
Lesson 8 听说读写训练营 …… 37

Lesson 9 I have a kite

课时 1　基础巩固练 …… 39
课时 2　综合提升练 …… 40
拓展衔接练 …… 41
Lesson 9 听说读写训练营 …… 42



来源典甲店
微信公众号
教辅资料站

关注微信公众号“教辅资料站”获取更多学习资料

Lesson 10 It's cold

课时 1　基础巩固练 …… 44
课时 2　综合提升练 …… 45
拓展衔接练 …… 46
Lesson 10 听说读写训练营 …… 47

Lesson 11 Have some coke

课时 1　基础巩固练 …… 49
课时 2　综合提升练 …… 50
拓展衔接练 …… 51
Lesson 11 听说读写训练营 …… 52

Lesson 12 Revision

Lessons 7 ~ 11 阶段知识清单 …… 54
Lessons 7 ~ 11 阶段过关练 …… 55

期末复习训练

Lesson 1　复习训练 …… 57
Lesson 2　复习训练 …… 59
Lesson 3　复习训练 …… 61
Lesson 4　复习训练 …… 63
Lesson 5　复习训练 …… 65
Lesson 7　复习训练 …… 67
Lesson 8　复习训练 …… 69
Lesson 9　复习训练 …… 71
Lesson 10　复习训练 …… 73
Lesson 11　复习训练 …… 75



8 开活页部分

月考卷一

Lessons 1 ~ 3 过关检测卷 …… 77

月考卷二

Lessons 4 ~ 6 过关检测卷 …… 81
期中检测卷 …… 85

月考卷三

Lessons 7 ~ 9 过关检测卷 …… 89

月考卷四

Lessons 10 ~ 12 过关检测卷 …… 93
期末检测卷 …… 97

参考答案及点拨 …… 101

来德典出品
微信公众号
教辅资料站

关注微信公众号“教辅资料站”获取更多学习资料

Lesson 1　I can help you

课时 1　基础巩固练 ☞(答案见 101 页)

一、选择正确的字母或字母组合补全单词。

1. a　e　gl__d
2. vv　oo　g__d
3. sh　ch　Engli__
4. u　e　h__lp
5. y　a　b__d
6. ei　ai　ag__n

二、选出下列每组单词中与所给单词同类的一项。

( )1. bad　A. good　B. cat
( )2. you　A. your　B. me
( )3. Chinese　A. maths　B. apple
( )4. hat　A. cap　B. help
( )5. nice　A. fine　B. nine

三、判断下列句子或对话与图片是（√）否（×）相符。

( )1. —How are you?
—I'm fine.



( )2. —What's this?
—It's a cat.



( )3. I'm not good at Chinese.



( )4. —Glad to meet you again.
—Me, too.



四、单项选择。

( )1. I _____ help you.【排除法】
A. am　B. can　C. are

( )2. —Nice _____ meet you.
—Nice _____ meet you, _____.
A. to; too; to　B. two; too; to
C. to; to; too

( )3. I'm good _____ maths.
A. in　B. at　C. on

( )4. —Thank you.　【导学号 5059818】
—_____
A. That's OK.　B. I'm OK.
C. I'm fine.

( )5. —_____ are you?
—I'm fine.
A. How　B. What
C. How old

五、给下列句子选择合适的应答语。

( )1. I'm not good at English.
( )2. Nice to meet you.
( )3. What colour is the cap?
( )4. How are you?
( )5. Are you good at maths?

A. No, I'm not.
B. It's blue.
C. Not bad.
D. I can help you.
E. Nice to meet you, too.

未经单中源
微信公众号 教辅资料站

关注微信公众号“教辅资料站”获取更多学习资料

课时2 综合提升练 ☞(答案见101页)

一、判断下列每组单词画线部分的发音是(√)否(×)相同。

1. ( ) 

2. ( ) 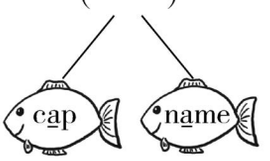

3. ( ) 

4. ( ) 

5. ( ) 

6. ( ) 

二、选词填空,补全句子。 【词句理解法】

again help is English are

1. This is an ( ) book.
2. Glad to see you ( ).
3. How ( ) you?
4. I can ( ) you.
5. Li Gang ( ) good at English.

三、单项选择。

( )1. Li Ming _____ good at maths.
A. am B. is C. are

( )2. —How do you do?
—_____
A. Not at all.
B. How are you?
C. How do you do?

( )3. —_____
—That's OK.
A. I can help you. B. Not bad.
C. Thank you.

( )4. —_____ you good at English?
—Yes, I am.
A. Is B. Am C. Are

( )5. You can help me. I can help you, _____.
A. to B. no C. too

四、情境交际。

你能帮小明把这些句子运用到正确的场合吗?



A. How do you do?
B. Not at all.
C. Glad to meet you again.
D. I can help you.
E. Me, too.

1. 当小明和李丽第一次在正式场合见面时,小明可以说:_____
2. 露露跟小明说她数学不好,小明可以说:_____
3. 东东说自己喜欢吃冰激凌,小明也喜欢,他可以说:_____

关注微信公众号"教辅资料站"获取更多学习资料

4. 开学的第一天，小明再次见到老师，小明可以说：_____

5. 小明帮助同学打扫卫生，同学说谢谢，小明可以说：_____

五、给下列句子排序，使其成为一段完整、通顺的对话。

A. Hi!　B. That's OK.　C. Thank you.
D. I'm not good at maths.　E. Hello!
F. I can help you.

_____

六、连词成句。

1. Glad　you　meet　again　to　(.)

2. help　can　I　too　you　(.)

3. I　not　good　am　Chinese　at　(.)

4. you　How　are　(?)

5. thank　Not　you　bad　(,　.)

七、阅读短文，完成表格。

Dongdong, Lulu, Daming and Mary are in the same (相同的) class. Dongdong is good at Chinese and English. He is not good at maths. Lulu is good at maths, but she is bad at English and Chinese. Daming is good at English. He is bad at Chinese and maths. Mary is a good girl. She is good at Chinese, English and maths. She often helps them (他们).

	Chinese	English	Maths
Dongdong	√	√	×
Lulu			
Daming			
Mary			

拓展衔接练

一、用“am, is, are”填空，补全句子。

1. I _____ a boy.
2. He _____ good at English.
3. You _____ my friend.
4. She _____ bad at maths.
5. It _____ a dog.

二、用所给词的正确形式填空。

1. Lily _____ (can) run.
2. I _____ (can not) help you.
3. Mary can _____ (see) a fox.
4. I can help _____ (your).
5. —Can you _____ (swim)?
—Yes, I can.

荣德里书店
微信公众号 教辅资料站

关注微信公众号“教辅资料站”获取更多学习资料

Lesson 1 听说读写训练营

☞(答案见 101 页)

听说专练

一、听录音，选出所听到的单词。 每小题读两遍。

听力训练

( )1. A. bad B. hat C. bat

( )2. A. and B. too C. again

( )3. A. English B. Chinese C. maths

( )4. A. good B. bad C. nice

( )5. A. help B. lamp C. map

二、听录音，给下列图片排序。 每小题读两遍。 【三步两遍听音法】





( ) ( ) ( )





( ) ( )

三、听录音，选出所听到的句子。 每小题读两遍。

( )1. A. Are you good at English?

B. Are you good at maths?

( )2. A. Nice to meet you.

B. Nice to meet you, too.

( )3. A. I can help you.

B. You can help me.

( )4. A. How are you?

B. How old are you?

( )5. A. I'm OK. B. Not bad.

四、听录音，选择正确的应答语。 每小题读两遍。

( )1. A. How do you do?

B. Not bad.

( )2. A. Me, too.

B. That's OK.

( )3. A. I can help you.

B. Yes, I can.

( )4. A. Yes, it is.

B. Yes, it isn't.

( )5. A. It's a book.

B. This is a book.

五、看图，用所给句型说句子。

口语测评

句型:I am good at/not good at …

1. 

×

2. 

√

3. 

√

六、朗读下面的对话。

—Hi!

—Hello!

—How are you, Lulu?

—I'm fine.

—Are you good at Chinese?

—Yes. Are you good at Chinese?

—No. I'm not good at Chinese.

—I can help you. We're friends.

—Thank you.

—That's OK.

禁止盗用 微信公众号 教辅资料站

关注微信公众号“教辅资料站”获取更多学习资料

读写专练

一、看图，完成对话。

1. 

—How do you do?

—_____

2. 

—_____

—Me, too.

二、仿照例子写对话。

例：(English)

—I'm not good at English.

—I can help you.

1. (Chinese)

—_____

—_____

2. (maths)

—_____

—_____

三、补全对话。

—Hello, Lele!

—1. _____, Qiqi!

—Glad to meet you again.

—2. _____, 3. _____.

—How are you?

—Not 4. _____, thank you.

And you?

—I'm 5. _____.

—I'm 6. _____ good at English.

—I can 7. _____ you.

—Thank you.

—8. _____ 9. _____.

四、阅读短文，连线。

Hello, I'm Alice. Look! This is my room (房间). There are many (许多) toy animals in it. The dog is blue. The cat is yellow. The fox is red. The fat pig is white. And the elephant is green. I like them very much.

1. dog	A. green
2. cat	B. red
3. fox	C. white
4. pig	D. yellow
5. elephant	E. blue

采德集书店
微信公众号 教辅资料站

关注微信公众号“教辅资料站”获取更多学习资料

Lesson 2　It's too short

课时 1　基础巩固练 ☞(答案见 101 页)

一、补全单词，并与对应的图片连线。

1. sk__ __t　　A. 

2. sh__ __t　　B. 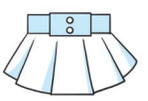

3. d__ __ss　　C. 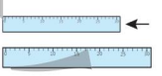

4. v__ __t　　D. 

二、圈出本课所学单词，并在四线三格内规范书写。

1. i b u t t u o

2. c s h u s t p

3. d r l e t i a

4. r k m a k e t

5. o t h e n x t

6. h t l i k e s

三、单项选择。

(　　)1. _____ this, Mum?
A. What　B. What's　C. How

(　　)2. It's _____ you.
A. for　B. to　C. at

(　　)3. Then let _____ a skirt.
A. us to make　B. us make
C. is

(　　)4. But it's _____ long.
A. two　B. to　C. too

(　　)5. —_____ is your coat?
—It's blue.
A. Does　B. What's
C. What colour

四、判断下列句子或对话与图片是(☺)否(☹)相符。

(　　)1. It's a dress. It's long.


(　　)2. This is my vest. It's short.


(　　)3. Let's make a skirt.


(　　)4. —Is it new?
—No, it's old.


(　　)5. Miss Cat's hat is white.


荣德集中评
微信公众号
教辅资料站

关注微信公众号"教辅资料站"获取更多学习资料

课时 2　综合提升练 ☞(答案见 102 页)

一、根据单词画线部分的读音分类。

1. dress　2. egg

3. cat　4. bad

5. glad　6. hat

7. desk　8. red

9. pen　10. lamp

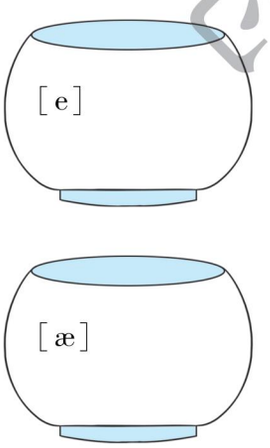

二、选词填空。



1. It's for me, _____ it's too short.

2. _____ let's make a vest.

3. It's a nice coat. I _____ it.

4. I can _____ a shirt.

5. It's a _____. It's long.

三、根据方框里的信息，帮 Lulu 和 Dongdong 打包他们喜欢的衣服，并把衣服涂上颜色。

A black vest for the boy.
A yellow T-shirt for the girl.
A red dress for the girl.
A blue coat for the boy.

1. 

2. 

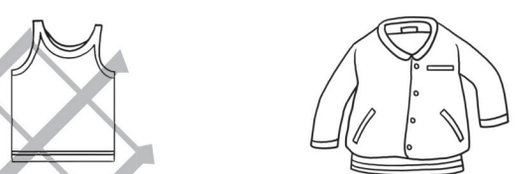

A　B



C　D

四、给下列句子选择合适的应答语。

【导学号 5059818】

(　　)1. What's this?

(　　)2. Is that a vest?

(　　)3. Thank you.

(　　)4. What colour is it?

(　　)5. Is it old?

荣德基典中点
微信公众号
教辅资料站

关注微信公众号“教辅资料站”获取更多学习资料

A. No, it's new.
B. It's a coat.
C. It's red.
D. Yes, it is.
E. Not at all.

五、连词成句。 【首字母大写法】

1. let make Then us skirt a (.)

2. this What is (?)

3. it Oh is nice a shirt (, .)

4. short too is shirt The (.)

5. dress you for This is (.)

六、阅读短文,判断句子正(√)误(×)。

Hello, I'm Lucy. I have many clothes (许多衣服). My skirt is red. It's short. My dress is yellow. It's long. My coat is blue. It's new. My T-shirt is old. But I like it very much.

( )1. Lucy's skirt is short.
( )2. Lucy's dress is red.
( )3. Lucy doesn't like (不喜欢) her T-shirt.
( )4. Lucy's coat is blue.
( )5. Lucy's T-shirt is old.

拓展衔接练

一、用"is"或"are"的适当形式填空。

1. _____ it your dress?
2. What _____ this?
3. _____ that a cat?
4. Those _____ animals.
5. What _____ those?

二、用所给单词的适当形式填空。

1. Let _____(we) make a skirt.
2. Let him _____(play) a game.
3. Let him _____ (not) make a skirt.
4. Let _____ (Lily) _____ (help) you.

荣德基中学 微信公众号 教辅资料站

关注微信公众号"教辅资料站"获取更多学习资料

Lesson 2 听说读写训练营 ☞(答案见102页)

听说专练

一、听录音，选择与所听内容相符的图片。 每小题读两遍。

听力训练

( )1. A.  B. 

( )2. A.  B.

( )3. A.  B. 

( )4. A.  B. 

二、听录音，给下列图片排序。 每小题读两遍。

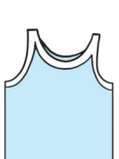  

( ) ( ) ( )

 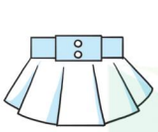

( ) ( )

三、听录音，选出你所听到的句子。 每小题读两遍。

( )1. A. Let's make a vest.

B. Let's make a shirt.

( )2. A. I like it.

B. I'm happy.

( )3. A. What's this, Mum?

B. What's that, Mum?

( )4. A. It's too short.

B. It's too long.

( )5. A. My dress is yellow.

B. My skirt is red.

四、听录音，选择正确的应答语。 每小题读两遍。

( )1. A. Yes, it that.

B. No, it isn't.

( )2. A. It's red.

B. It's a coat.

( )3. A. Thank you.

B. Not at all.

( )4. A. Yes, it is.

B. Yes, it's new.

( )5. A. It's a dress.

B. It's yellow.

五、跟读下列句子。

口语测评

1. It's a dress. It's long.
2. It's a skirt. It's short.
3. It's a coat. It's long.
4. It's a shirt. It's new.

荣德基中学 微信公众号 教辅资料站

关注微信公众号“教辅资料站”获取更多学习资料

六、仿照例子说对话。

例：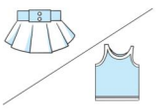

—It's a skirt. It's for you.

—Thank you, but it's too short.

—Too short? Then let's make a vest.

—OK.

1. 

2. 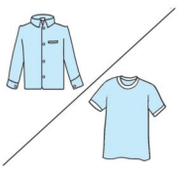

读写专练

一、选词填空。

dress　like　Let　but　short

1. I _____ my coat. It's new.
2. _____ us make a vest.
3. It's a coat, _____ it's too long.
4. It's a _____ T-shirt.
5. It's a red _____.

二、给下列句子排序，使其成为一段完整、通顺的对话。

(　　) Too short? Then let's make a skirt.

(　　) What's this, Mum?

(　　) It's a dress. It's for you.

(　　) Thank you, Mum, but it's too short.

(　　) OK.

三、依照例子写句子。

例：(dress/long)

It's a dress. It's long.

1. (T-shirt/new)

2. (coat/long)

3. (skirt/short)

四、阅读对话，判断句子正(√)误(×)。

Kate：Hello, Sarah!

Sarah：Hello, Kate!

Kate：I have a new dress!

Sarah：What colour is it?

Kate：It's red.

Sarah：Can I have a look?

Kate：OK. Here you are!

Sarah：Wow! How nice!

Kate：Thank you.

(　　) 1. Sarah has a new dress.

(　　) 2. Kate has a new coat.

(　　) 3. The dress is red.

(　　) 4. The dress is nice.

(　　) 5. Sarah doesn't like the dress.

来源典点

关注微信公众号“教辅资料站”获取更多学习资料

Lesson 3　Is that a pig?

课时 1　基础巩固练 ☞(答案见 102 页)

一、圈出本课中所学的单词，并在四线三格内规范书写。

1. n f o n x a _____
2. s h i p p s _____
3. c m a n y e _____
4. w h e r e h _____
5. s t h e r e _____

二、选出每组单词中不同类的一项。

【分类记忆法】

(　　)1. A. in　　B. on　　C. us
(　　)2. A. ship　　B. bus　　C. short
(　　)3. A. animal　　B. elephant　　C. deer
(　　)4. A. who　　B. where　　C. cat
(　　)5. A. vest　　B. dress　　C. long

三、用“a”或“an”填空。

1. It is _____ elephant.
2. It is _____ frog.
3. It is _____ rabbit.
4. It is _____ English book.
5. It is _____ nice ship.

四、单项选择。

(　　)1. _____! Is that a frog?
A. Bye　　B. OK　　C. Look

(　　)2. —Are you a panda?
—_____, I'm a bear.
A. Yes　　B. OK　　C. No

(　　)3. How nice _____ a ship!
A. to　　B. at　　C. on

(　　)4. —Hi! Is that a fish?
—_____, I don't know.
A. Sorry　　B. Bye　　C. Yes

(　　)5. _____ this a tiger?
A. Are　　B. Am　　C. Is

五、情境选择。

(　　)1. 你想知道它是不是熊猫，可以说：_____

(　　)2. 你问朋友那是不是一只青蛙，可以说：_____

(　　)3. 你找不到自己的洋娃娃了，可以说：_____

(　　)4. 你对朋友说“看！那是头大象。”可以说：_____

(　　)5. 奇奇指着一只猫问“Is this a tiger?”，你可以说：_____

A. Is that a frog?
B. Look! It's an elephant.
C. No, it's a cat.
D. Are you a panda?
E. Where is my doll?

课课通电子版
微信公众号
教辅资料站

关注微信公众号“教辅资料站”获取更多学习资料

课时2 综合提升练 ☞(答案见102页)

一、判断每组单词画线部分的发音是(☺)否(☹)相同。

( )1. A. p<u>i</u>g B. ch<u>i</u>ps

( )2. A. h<u>i</u>ll B. s<u>i</u>x

( )3. A. <u>i</u>t B. ch<u>i</u>ck

( )4. A. h<u>e</u>n B. b<u>e</u>d

( )5. A. <u>a</u>nimal B. p<u>a</u>nda

二、选词填空。

Where elephant animals ship make

1. How nice on a _____!

2. That is an _____.

3. Wow! So many _____.

4. —_____ is my doll?

—It's on your bed.

5. Let's _____ a skirt.

三、判断对话与图片是(√)否(×)相符。

( )1. —Is that an elephant?

—Yes, it is.



( )2. —Is this a panda?

—Yes, it is.



( )3. —Is that a shirt?

—No, it's not a shirt. It's a vest.



( )4. —Is this a rabbit?

—Yes, it is.



四、给下列句子选择合适的应答语。

( )1. Is this a tiger?

( )2. Where?

( )3. Look! So many birds!

( )4. What's this?

( )5. Let's make a vest.

A. It's a tiger.
B. Wow! How nice!
C. Yes, it is.
D. OK.
E. There!

五、连词成句。

1. animals So Wow many (! .)

_____

微信公众号 教辅资料站

关注微信公众号"教辅资料站"获取更多学习资料

2. it No is a not pig (, .)

3. that a Is frog Look (! ?)

4. your colour is What T-shirt (?)

5. on ship How a nice (!)

六、阅读短文，判断句子正（√）误（×）。

Look! It's a zoo（动物园）. Wow! So many animals! This is a rabbit, and it's short. That is an elephant, and it's big. This is a big cat. Oh, no! It is not a big cat. It's a tiger.

(　　)1. The elephant is not big.

(　　)2. The rabbit is tall.

(　　)3. There are（有）so many animals in the zoo.

(　　)4. It's a tiger, not a cat.

拓展衔接练

一、根据所给描述，选择合适的图片。

1. It is very big.
   It has a long nose.
   It's a/an (　　).

2. It is yellow and black.
   It is dangerous（危险的）.
   It is a/an (　　).

3. It is white.
   Its tail（尾巴）is short.
   It is a/an (　　).

4. It is green.
   It has（有）four legs.
   It is a/an (　　).

A. 

B. 

C. 

D. 

二、按要求完成下列各题。

1. That is a bear.（改为一般疑问句）
   _____ _____ a bear?

2. Is this a tiger?（改为复数形式）
   _____ _____ tigers?

3. Is that a frog?（写出否定回答）
   _____, _____ _____.

4. I am a panda.（改为一般疑问句，并作肯定回答）
   —_____ _____ a panda?
   —_____, _____ _____.

5. This is a skirt.（对画线部分提问）
   _____ _____ this?

荣德里书店 微信公众号 教辅资料站

关注微信公众号“教辅资料站”获取更多学习资料

Lesson 3 听说读写训练营 ☞(答案见 103 页)

听说专练

一、听录音，选出你所听到的单词。 每小题读两遍。

听力训练

( )1. A. on B. in C. at

( )2. A. elephant B. tiger C. deer

( )3. A. there B. where C. here

( )4. A. many B. make C. like

( )5. A. ship B. shop C. short

二、听录音，判断所听内容与图片是(√)否(×)相符。 每小题读两遍。

1.  ( )

2.  ( )

3.  ( )

4.  ( )

5. 

× ( )

三、听录音，给下列句子排序。 对话读两遍。

( )Look! Is that a frog?

( )Hi, Qiqi.

( )A frog? Where?

( )There!

( )No, it is not a frog. It's a bird.

四、听录音，补全句子。 每小题读两遍。

1. How nice _____ a ship!

2. It's a big _____.

3. Wow! _____ many animals.

4. I _____ fish.

5. You can _____ me.

五、仿照例子，根据图片说对话。

口语测评

例：

—Is that an elephant?

—Yes, it is.

1. 

2. 

3. 

六、朗读下列句子。

Look! Look! Is that a frog?

Yes! Yes! It's a frog.

Look! Look! Is this a cat?

Yes! Yes! It's a cat.

Look! Look! Is this a tiger?

No! No! No! It isn't.

禁德典点 微信公众号 教辅资料站

关注微信公众号“教辅资料站”获取更多学习资料

读写专练

一、根据句意及首字母提示补全单词。

1. How nice on a s_____!
2. A pig is an a_____.
3. —W_____ is it?
   —On the desk.
4. So m_____ tigers!
5. It's not a big pig. It's an e_____.

二、仿照例子写对话。

例：

—Is this a pig?

—Yes, it is.

1. 

2. 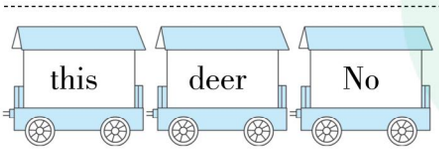

3. 

三、阅读短文，选择正确的答案。

【导学号 5059818】

Hello, my name is Sam. I have（有）six bags. Three are big. Three are small. I have some bananas and apples. I put（放）three bananas in three small bags. I put three apples in three big bags and one apple in a small bag. The number（数量）of the apples is my age（年龄）.

(　　)1. Sam has（有）_____ bags.
A. three　　B. four　　C. six

(　　)2. Sam has _____ bananas.
A. six　　B. five　　C. three

(　　)3. Sam is _____.
A. four　　B. five　　C. six

(　　)4. Where are the bananas?
A. In a big bag.
B. In the small bags.
C. In the big bags.

未经单书授权
微信公众号
教辅资料站

关注微信公众号“教辅资料站”获取更多学习资料

Lesson 4　Where is my doll?

课时 1　基础巩固练 ☞(答案见 103 页)

一、选择字母组成本课所学的单词，写在横线上。

1. c e s e _____　2. a h w i t _____

3. s h a e _____　4. e b i d _____

5. o d u l l _____

二、找出每组单词中与所给单词同类的一项。

(　　)1. desk　A. bed　B. let

(　　)2. she　A. it　B. is

(　　)3. in　A. me　B. with

(　　)4. make　A. coat　B. see

(　　)5. Mr　A. Miss　B. frog

三、单项选择。

(　　)1. The T-shirt _____ on the bed.

A. am　B. is　C. are

(　　)2. She is _____ Miss Cat.

A. in　B. on　C. with

(　　)3. The baby duck is _____ your bed.

A. to　B. on　C. with

(　　)4. —I _____ Mary.

—I can help you.

【导学号 5059818】

A. see　B. can't see

C. not see

(　　)5. _____ my doll?

A. Where　B. Who

C. Where's

四、给下列句子或对话选择正确的图片。

【图片辨别法】

(　　)1. The monkey is in the box.

A. 　B. 

(　　)2. —Is it on the desk?

—Yes, it is.

A. 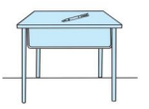　B. 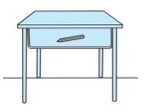

(　　)3. Your doll is on the bed.

A. 　B. 

(　　)4. Look! Mr Dog is with Miss Cat.

A. 　B. 

(　　)5. I can't see my mum.

A. 　B. 

五、情境选择。

(　　)1. Tom 找不到新买的书，他问妈妈，应该说：_____

(　　)2. 妈妈让你找爸爸，但是你没有看到爸爸，应该说：_____

(　　)3. 你想知道你的书包是不是在床上，应该问：_____

(　　)4. Lucy 和 Tom 在一起，可以说：_____

(　　)5. 你想告诉妈妈她的连衣裙在盒子里，应该说：_____

A. Lucy is with Tom.
B. Your dress is in the box.
C. Where is my new book?
D. Is my bag on the bed?
E. I can't see my dad, Mum.

采德里中派
微信公众号
教辅资料站

关注微信公众号“教辅资料站”获取更多学习资料

课时 2 综合提升练 ☞(答案见 103 页)

一、判断每组单词画线部分的发音是（√）否（×）相同。

( )1. A. box B. doll

( )2. A. no B. fox

( )3. A. hello B. not

( )4. A. frog B. dog

( )5. A. ox B. book

二、选词填空。

bed with she doll see

1. Mr Cat is _____ Miss Fox.

2. The bag is on the _____.

3. I can _____ my box.

4. This is my mum, and _____ is nice.

5. Where is my _____?

三、判断下列对话的问句和答语是（√）否（×）匹配。

( )1. —Is this a bear?
—Yes, this is.

( )2. —Is that a ruler?
—No, it's not a ruler. It's a pen.

( )3. —Where is my pen?
—Yes, it is.

( )4. —Is she with Mr Dog?
—Yes, she is.

( )5. —Is it in the bag?
—It's in the bag.

四、找出句子中错误的一项，并改正。

【词句结构辨别法】

( )1. Me(A) am with(B) Mrs(C) Bird. _____

( )2. Are(A) the bag on(B) the(C) bed? _____

( )3. It's(A) an(B) big elephant(C). _____

( )4. Where(A) are(B) the(C) dog? _____

( )5. Many(A) apples is(B) in(C) the bag. _____

五、给下列句子选择合适的应答语。

( )1. Where is your bag?

( )2. Is it on the chair?

( )3. Look! It's your doll!

( )4. Where is she?

( )5. Is she with Mr Dog?

A. She is with Mr Dog.
B. Yes, it is.
C. On the chair.
D. Yes, she is.
E. Oh, yes, thank you.

六、连词成句。

1. it on Is your bed (?)

教辅资料站 微信公众号

关注微信公众号“教辅资料站”获取更多学习资料

2. She is Mr with Look Frog (! .)

3. see I not Fox can Miss (.)

4. is my Where book (?)

5. dog log is on the A (.)

七、看图，补全句子。

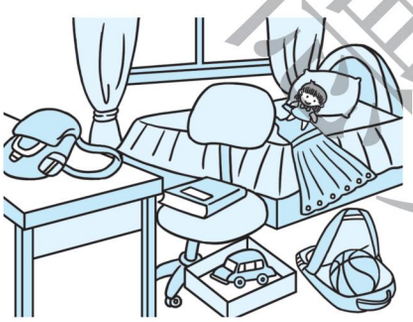

1. The toy car is _____.

2. _____ _____ is _____ the desk.

3. The doll is _____ _____.

4. The _____ is _____ _____ chair.

5. The ball is _____ _____.

拓展衔接练

看图，选词填空。

in　on　with　under　behind　near



1. The bag is _____ the bed.

2. The ball is _____ the bed.

3. The pen is _____ the desk.

4. The cat is _____ the chair.

5. Lulu is _____ Tom.

6. The chair is _____ Tom.

关注微信公众号“教辅资料站”获取更多学习资料

Lesson 4 听说读写训练营 ☞(答案见104页)

听说专练

一、听录音，给下列单词排序。 每小题读两遍。

听力训练

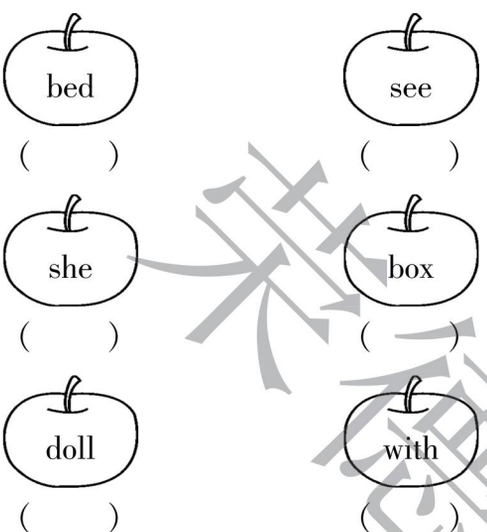

二、听录音，判断下列图片与所听内容是(√)否(×)相符。 每小题读两遍。

( )1. 

( )2. 

( )3. 

( )4. 

( )5. 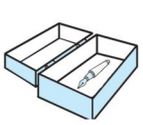

三、听录音，判断句子正(T)误(F)。 每小题读两遍。

( )1. I can see a dress.

( )2. Mr Dog is with Qiqi.

( )3. Where is my red box?

( )4. Look! Is it on the bed?

( )5. The book is in the desk.

四、听录音，选择正确的应答语。 每小题读两遍。

( )1. A. Yes, it is.
B. It's in the bag.

( )2. A. Yes, she is.
B. Yes, it is.

( )3. A. It's in the box.
B. No, it isn't.

( )4. A. She is with Lulu.
B. No, she can't.

( )5. A. I can help you.
B. Thank you.

五、跟读下列单词或句子。

口语测评

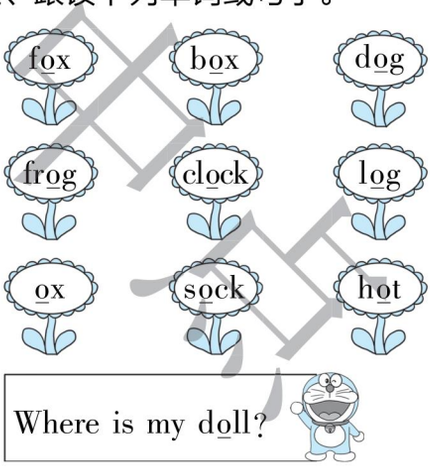

六、看图，仿照例子说句子。

例:The bag is on the chair.



精品集中站

关注微信公众号“教辅资料站”获取更多学习资料

读写专练

一、仿照例子写句子。

例：my doll, in the box

—Where is my doll?

—It's in the box.

1. my book, in the desk

2. my bag, on the chair

3. your pen, in the pencil box

二、看图，给下列句子排序，使其成为一段完整、通顺的对话。

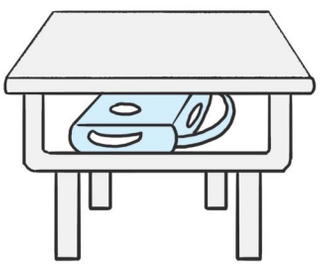

(　　) Oh, yes, thank you.

(　　) Where is my bag?

(　　) Is it in your desk?

(　　) Is it on your bed?

(　　) No, it isn't.

三、阅读对话，判断句子正(√)误(×)。

Tom: I can't find my pen. Where is it?

Sam: It's in your schoolbag.

Tom: Where is my schoolbag?

Sam: It's on your desk.

Tom: Where's my apple?

Sam: It's in my mouth.

Tom: Where's your apple?

Sam: It's in my mouth too.

(　　) 1. Sam can't find his pen.

(　　) 2. Tom's schoolbag is on the desk.

(　　) 3. Tom's apple is in his mouth.

(　　) 4. Sam's apple is in Tom's mouth.

(　　) 5. Tom's pen is in his schoolbag.

禁止出售

关注微信公众号“教辅资料站”获取更多学习资料

Lesson 5　Let's run a race

课时 1　基础巩固练 ☞(答案见 104 页)

一、将下列字母重新排序，组成正确的单词，并在四线三格中规范书写。

1. a d y　　2. u n s

3. a y p l　　4. o w t

5. u n r

二、给下列短语选择正确的图片。

A. 　B. 

C. 　D. 

(　　)1. stand up　(　　)2. run a race

(　　)3. come on　(　　)4. play a game

三、选出与句子中画线单词同类的一项。

A. run　B. two　C. on　D. day　E. bad

(　　)1. What a fine day!

(　　)2. Let's stand up.

(　　)3. Sit down.

(　　)4. Let's play a game.

(　　)5. I'm five.

四、单项选择。

(　　)1. _____ a fine day!

A. How　B. What　C. how

(　　)2. Let's _____ a game.

A. to play　B. play　C. plays

(　　)3. —Let's run a race.

—_____.

A. Run　B. Let's　C. OK

(　　)4. It's fun to run _____ the sun.

A. /　B. to　C. in

(　　)5. Please stand _____.

A. up　B. down　C. in

五、情境交际。

(　　)1. 你看到一只很大的猫，可以说：_____

A. What a big cat!

B. Is it a big dog?

(　　)2. 今天天气很热，你提议大家去游泳，应该说：_____

A. Let's play a game.

B. Let's swim, OK?

(　　)3. 课堂上同学站着回答完问题，老师应该说：_____

A. Stand up, please.

B. Sit down, please.

(　　)4. 运动会上，你给同学加油，应该说：_____

A. Come on! Come on!

B. I can help you.

(　　)5. 开始赛跑时，裁判应该说：_____

A. One, two, run!

B. Come on, run!

荣德典中源

关注微信公众号“教辅资料站”获取更多学习资料

课时2 综合提升练 ☞(答案见104页)

一、判断下列每组单词画线部分的读音是(☺)否(☹)相同。

☺	1. A.	up	B.	mum
☺	2. A.	sun	B.	duck
☺	3. A.	jump	B.	put
☺	4. A.	us	B.	run
☺	5. A.	blue	B.	hut

二、选词填空。

What　on　sun　Let's　run

1. It's fun in the _____.
2. _____ a fine day!
3. Let's _____ a race.
4. Come _____, Tom!
5. _____ put the doll in the box.

三、判断下列句子与图片是(√)否(×)相符。

(　　)1. I can jump.



(　　)2. Let's swim.



(　　)3. Let's play a game.



(　　)4. The pig can walk.



(　　)5. What a fine day!



四、找出句子中错误的一项并改正。

(　　)1. How(A) a fine(B) day(C)! _____

(　　)2. Let(A) we play a(B) game(C). _____

(　　)3. come(A) on! Come(B) on(C)! _____

(　　)4. Let's(A) jumping(B), OK(C)? _____

(　　)5. I can't(A) see Miss(B) fox(C)! _____

五、连词成句。

1. day　a　fine　What　(!)

关注微信公众号"教辅资料站"获取更多学习资料

2. run a Let's race (.)

3. in is fun It sun the (.)

4. put doll the Let's box in the (.)

5. The bag is the on bed (.)

六、阅读对话，连线。

Mum: Sarah, look at your room! What a mess（太乱了）!

Sarah: Oh, I'm sorry, Mum.

Mum: Let's put the books on the desk and put the socks on the bed.

Sarah: OK. Can I put the doll in the box?

Mum: OK! Wow! What a new room, Sarah!

Sarah: Thank you, Mum.

1. 

2. 

3. 

A. 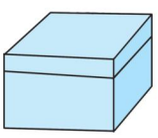

B. 

C. 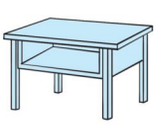

拓展衔接练

一、用“What”或“How”填空。

1. _____ a fine day!

2. _____ nice you are.

3. _____ a big elephant.

4. _____ nice on a ship!

5. _____ long the dress is!

二、用所给词的适当形式填空。

1. _____ (let) me open the door!

2. Let _____ (he) in, please!

3. Let's _____ (play) a game.

4. Let's _____ (not run) a race.

关注微信公众号“教辅资料站”获取更多学习资料

Lesson 5 听说读写训练营 ☞(答案见104页)

听说专练

一、听录音，给单词排序。 每小题读两遍。

听力训练

1. day play game
( ) ( ) ( )
2. two five nine
( ) ( ) ( )
3. sun run bun
( ) ( ) ( )
4. fun fine can
( ) ( ) ( )

二、听录音，判断图片与所听内容是(T)否(F)相符。 每小题读两遍。

1.  ( )
2.  ( )
3.  ( )
4.  ( )
5.  ( )

三、听录音，给下列句子或对话排序。 每小题读两遍。

( ) What a fine day!
( ) Let's make a skirt.
( ) —Where is my hat?
—It's on the bed.
( ) —Let's run a race.
—OK.
( ) —One, two, run!
—Come on! Come on! Run, run, run!

四、听录音，选择正确的应答语。 每小题读两遍。

( ) 1. A. OK.
B. Let's swim.
( ) 2. A. Come on!
B. Yes, I can.
( ) 3. A. Yes, it is.
B. Yes, I am.
( ) 4. A. No, it isn't.
B. It's on the bed.
( ) 5. A. Not at all.
B. Thank you.

五、看图，仿照例子说对话。

口语测评

例：

—What a fine day!
—Let's play a game.
—OK.



六、朗读下列句子。

Sun! Sun! It's fun in the sun.
Walk! Walk! It's fun to walk.
Jump! Jump! It's fun to jump.
Run! Run! It's fun to run.
Come on! Come on! Run, run, run!

禁复制 典中点

关注微信公众号“教辅资料站”获取更多学习资料

读写专练

一、选词填空，在四线三格中规范书写。

game　　on　　race

One　　sun

1. Let's run a _____.

2. Come _____!

3. _____, two, run!

4. Let's play a _____.

5. It's fun to run in the _____.

二、看图，仿照例子写对话。

例：

—What a fine day!

—Let's play a game.

—OK.

1. 

2. 

3. 

三、阅读短文，补全句子。

My name is Mary. I have a big family (家庭). My grandpa and grandma like watching TV in the evening. My dad likes playing football. My mum likes playing the piano (弹钢琴). What do I like? I like surfing the Internet (网上冲浪).

1. Mary has a _____ family.
2. Mary's grandpa and grandma like _____ TV.
3. Mary's father _____ playing football.
4. Mary's mother likes playing the _____.
5. Mary likes _____ the Internet.

课堂典中点

关注微信公众号"教辅资料站"获取更多学习资料

Lesson 6　Revision

Lessons 1～5 阶段知识清单

<table>
<tr><td rowspan="6">必会词汇</td><td>名词</td><td>English 英语　dress 连衣裙　skirt 女裙
ship 轮船　animal 动物　elephant 大象
bed 床　day 白天　sun 太阳
game 游戏　door 门　grandma 奶奶,外婆
vest 背心　doll 洋娃娃　race 赛跑　hut 小屋</td></tr>
<tr><td>动词</td><td>help 帮助　let 让　make 做　like 喜欢　see 看见
run 跑　open 打开　wait 等待　play 玩</td></tr>
<tr><td>代词</td><td>1. 人称代词:me 我(宾格)　us 我们(宾格)　him 他(宾格)
she 她　we 我们
2. 疑问代词:where 在哪里　who 谁</td></tr>
<tr><td>形容词</td><td>bad 坏的　short 短的,矮的　hungry 饥饿的　little 小的
many 许多　glad 高兴的　fun 有趣的</td></tr>
<tr><td>其他</td><td>on 在……上　with 和,用　again 再　but 但是
there 在那里　then 那么　so 如此,那么,因此</td></tr>
<tr><td>短语</td><td>be good at 擅长　let's = let us 让我们
play a game 做游戏　run a race 赛跑　come on 加油</td></tr>
<tr><td>句型展示</td><td colspan="2">1. 问候语:(1)—Glad to meet you again. 很高兴再次见到你。
—Me, too. 我也是。
(2)—How are you? 你好吗?
—I'm fine./I'm OK./Not bad, thanks.
我很好。/我很好。/还不错,谢谢。
2. 表达擅长或不擅长某事:
(1)I am good at English. 我擅长英语。
(2)—I am not good at Chinese. 我不擅长语文。
—I can help you. 我可以帮助你。
3. 对衣服进行简单描述:
It's a dress. It's long/short/new/old.
它是一件连衣裙。它是长的/短的/新的/旧的。
4. 感叹句:How nice on a ship! 在轮船上真好呀!
What a fine day! 真是好天气呀!</td></tr>
</table>

关德建书店

关注微信公众号“教辅资料站”获取更多学习资料

（续表）

	5. 对近处/远处的东西进行询问，以及回答： —Is this/that a bear? 这/那是一只熊吗？ —Yes, it is./No, it isn't. 是的，它是。/不，它不是。 6. 询问东西的地点：—Where is my bag? 我的书包在哪里？ —It's in/on the desk. 它在桌子里/上。 7. 邀请别人一起做某事： —Let's play a game/run a race. 让我们一起做游戏/赛跑。 —OK. 好的。
语法回顾	1. 在使用 be good at 时要注意，be 要随着人称的不同而变化。 例句：I am good at English. 2. let 的用法。 (1) let 后跟人称代词宾格。 例句：Let me/us/him help you. (2) let's 后跟动词原形。 例句：Let's run/walk/jump/stand up/sit down. 3. Is this/that . . . ? 句型要用 Yes./No. 来回答。 例句：—Is this/that an egg? —Yes, it is./No, it isn't. 4. so many 后要跟可数名词的复数。 例句：So many animals.

Lessons 1～5 阶段过关练 （答案见 105 页）

一、找出每组单词中画线部分读音不同的一项。 【导学号 5059818】

( )1. A. ship B. pig C. I

( )2. A. cake B. bag C. cap

( )3. A. me B. bed C. dress

( )4. A. box B. oh C. doll

( )5. A. up B. sun C. tube

二、根据所给单词，给下列单词分类。

A. stand B. coat C. horse

D. rabbit E. walk F. play

G. skirt H. little I. T-shirt

J. hungry K. glad L. bear

1. dress：_____

2. tiger：_____

3. fine：_____

4. run：_____

关注微信公众号“教辅资料站”获取更多学习资料

三、单项选择。

( )1. Let _____ open the door.
A. I B. him C. your

( )2. She is _____ Mr Frog.
A. in B. on C. with

( )3. Sam _____ good at English.
A. isn't B. am not C. aren't

( )4. Let's _____ , OK?
A. running B. run C. runs

( )5. It's _____ orange.
A. a B. the C. an

四、给下列句子选择合适的应答语。

( )1. It's too short.

( )2. Is that a tiger?

( )3. What a fine day!

( )4. Where is my box?

( )5. Who is she?

A. Yes, it is.
B. She is my mum.
C. Let's play a game.
D. Then let's make a vest.
E. It's on the desk.

五、将下列句子重新排序,使其成为一段完整、通顺的对话。

A. Oh, yes, thank you.
B. Look! Is that your dog?
C. Hi, Tom. I can't see my dog.
D. No, it isn't.
E. Hello, Qiqi.
F. Is it in the hut?

(E)→( )→( )→( )→( )→(A)

六、连词成句。

1. Little the Open door Chick (, .)

2. let not We in him can (.)

3. red dress Miss is Cat's (.)

4. good maths He at is not (.)

5. nice on How ship a (!)

七、阅读短文,补全句子。

Hello, my name is Tom. I have a very cute (可爱的) dog. Its name is Lucky. It's black and white. It's two years old now. It couldn't (不能) catch (抓住) a ball before (以前). But it can catch a ball now. It can also help me open the door. I like it very much.

1. Tom has a _____ dog.
2. Lucky is black and _____.
3. Lucky can _____ a ball now.
4. Lucky can also help me _____ the door.
5. Tom _____ his dog very much.

关注微信公众号"教辅资料站"获取更多学习资料

期末复习训练 » Lesson 1 复习训练

知识导图

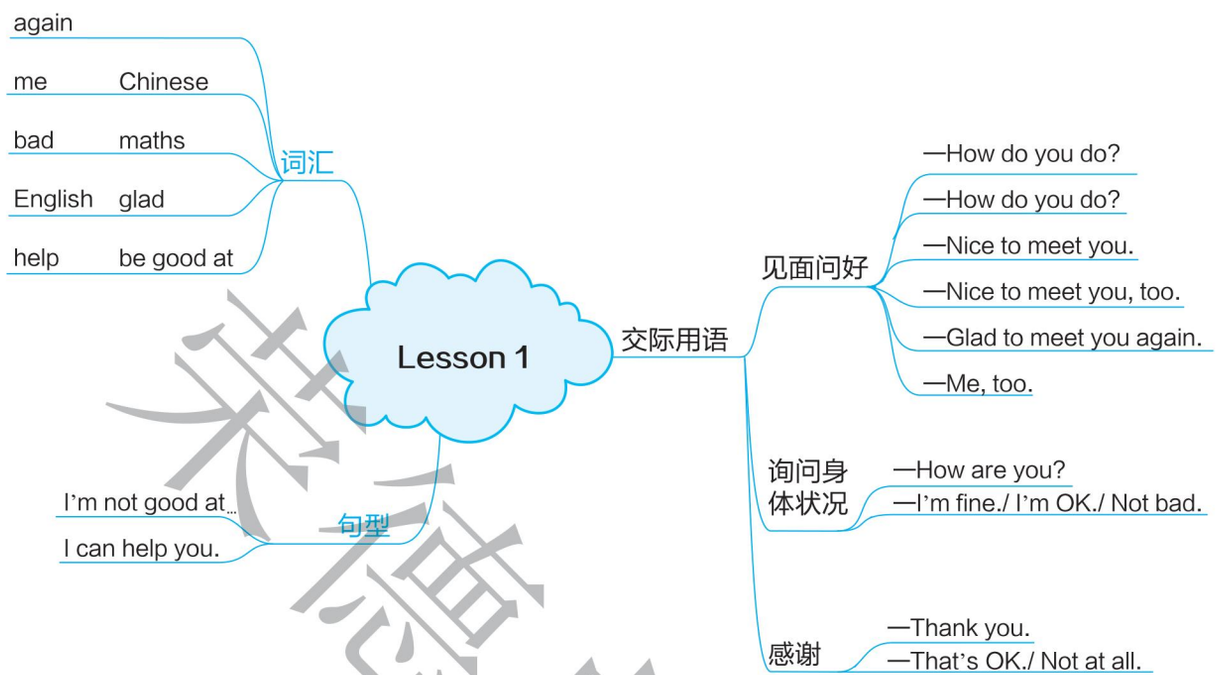

本课重难、易错点提醒

1. can 后接动词原形。
2. "Me, too." 中的 "Me" 要使用人称代词宾格。
3. be good at 后接名词、动词的-ing形式或代词。

重难点过关检测 (答案见109页)

词汇过关

一、根据首字母提示补全单词。

1. That apple is for m_____.
2. I am good at E_____.
3. I can sing it a_____.
4. Can you h_____ me?
5. G_____ to meet you.

二、选出可替换句子中画线部分的一项。

( )1. I am good at maths.
A. run B. Chinese C. nice

( )2. Nice to see you.
A. Short B. Fine C. Glad

( )3. Can he help you?
A. me B. it's C. she

( )4. Lulu is good at English.
A. bad B. nice C. can

( )5. How are you?
A. How do B. How old
C. How many

关注微信公众号"教辅资料站"获取更多学习资料

句型语法过关

三、单项选择。

(　　)1. She _____ good at maths.

A. am　　B. can　　C. is

(　　)2. I can _____ you.

A. nice　　B. help　　C. glad

(　　)3. —How are you?　　—_____

A. That's OK.　B. I'm OK.

C. It's for you.

(　　)4. Glad _____ meet you again.

A. too　　B. two　　C. to

四、连词成句。

1. again　meet　you　Glad　to　(.)

_____

2. Tom　good　is　not　at　Chinese　(.)

_____

3. my　are　friend　You　(.)

_____

4. do　How　do　you　(?)

_____

5. is　But　it　short　too　(.)

_____

五、按要求完成下列各题。

1. I'm good at English.(改为否定句)

_____

2. I'm OK.(对画线部分提问)

_____

3. Nice to meet you.(改为同义句)

_____

4. I'm good at maths.(改为一般疑问句)

_____

5. Li Gang is good at English.(改为一般疑问句)

_____

六、根据汉语提示写对话。

1. 初次见面问好。

_____

_____

2. Lulu 说自己不擅长数学,你能帮助她。

_____

_____

3. 你和 Eve 见面,双方问候最近的情况。

_____

_____

_____

4. 刚开学你又见到李老师,你们相互问好。

_____

_____

综合运用过关

七、补全对话。　　【导学号 5059818】

Ben: 1. _____, Mary! How are you?

Mary: 2. _____, thank you. 3. _____?

Ben: Not bad.

Mary: I 4. _____ at English.

Ben: I can help you.

Mary: Thank you.

Ben: 5. _____.

荣德典中点

关注微信公众号"教辅资料站"获取更多学习资料

Lesson 2 复习训练

知识导图



本课重难、易错点提醒

1. let's 后接动词原形。
2. 表示“事物名称”的词若以元音音素开头，冠词用an；若以辅音音素开头，冠词用a。
3. “It's long.”中，当描述的事物是可数名词单数或不可数名词时，be 动词用is；当描述的事物是可数名词复数时，be动词用are。

重难点过关检测 ☞(答案见 110 页)

词汇过关

一、选词填空。

1. _____ (What；What's) this?
2. Then _____ (let's；let) make a skirt.
3. It's a vest. It's _____ (for；to) you.
4. But it's _____ (to；too) short.
5. What colour _____ (is；are) it?

句型语法过关

二、单项选择。

(　　)1. It's a _____ dress.

A. like　　B. new　　C. let

(　　)2. It's _____ short for me.

A. for　　B. to　　C. too

(　　)3. Then let's _____ a vest.

A. make　　B. making

C. to make

(　　)4. I like it, _____ it's too old.

A. and　　B. but　　C. then

(　　)5. _____ hat is white.

A. Miss Fox　　B. Mr Pig

C. Miss Dog's

三、情境交际。

(　　)1. 妈妈送你一件漂亮的裙子，你会说：_____

A. Thank you, Mum. I like it.

B. That's OK.

关注微信公众号“教辅资料站”获取更多学习资料

( )2. 你想知道这个杯子是不是旧的,你会说:_____

A. It's old.

B. Is it old?

( )3. 你想说这件外套太短了,你会说:_____

A. It's too short.

B. It's too new.

( )4. 你想知道远处是不是一件T恤衫,你会说:_____

A. Is that a T-shirt?

B. Is this a T-shirt?

四、给下列句子选择合适的应答语。

( )1. What's this?

( )2. What colour is it?

( )3. It's too short.

( )4. Is it new?

( )5. Thank you.

A. Not at all.

B. Too short? Then let's make a vest.

C. It's a box.

D. It's red.

E. No, it's old.

五、连词成句。

1. vest is Pig's Mr yellow (.)

_____

2. It long is for shirt a you (.)

_____

3. let make Then me dress a (.)

_____

4. it Oh is nice vest a (, .)

_____

六、找出句子中错误的一项并改正。

( )1. It is to you. _____
A B C D

( )2. Let I make a dress. _____
A B C D E

( )3. I dress is yellow. _____
A B C D

( )4. It's a dress. It's a short. _____
A B C D E F

( )5. What are this? _____
A B C

综合运用过关

七、阅读对话,判断句子正(√)误(×)。

Cindy: What's that on the bed?

Mum: It's a dress. It's for you.

Cindy: Thank you, Mum. Is it white?

Mum: Yes, it is.

Cindy: Is it new?

Mum: Yes, it is. Please try it on (试穿).

Cindy: OK, Mum. Look! It's too long.

Mum: Too long? Oh, sorry (抱歉).

Cindy: But it's a nice dress. I like it. Thank you.

Mum: Not at all.

( )1. The dress is on the box.

( )2. The dress is for Cindy.

( )3. It's a red dress.

( )4. The dress is too long.

( )5. Cindy likes the nice dress.

荣德里由讯

关注微信公众号"教辅资料站"获取更多学习资料

Lesson 3　复习训练

知识导图

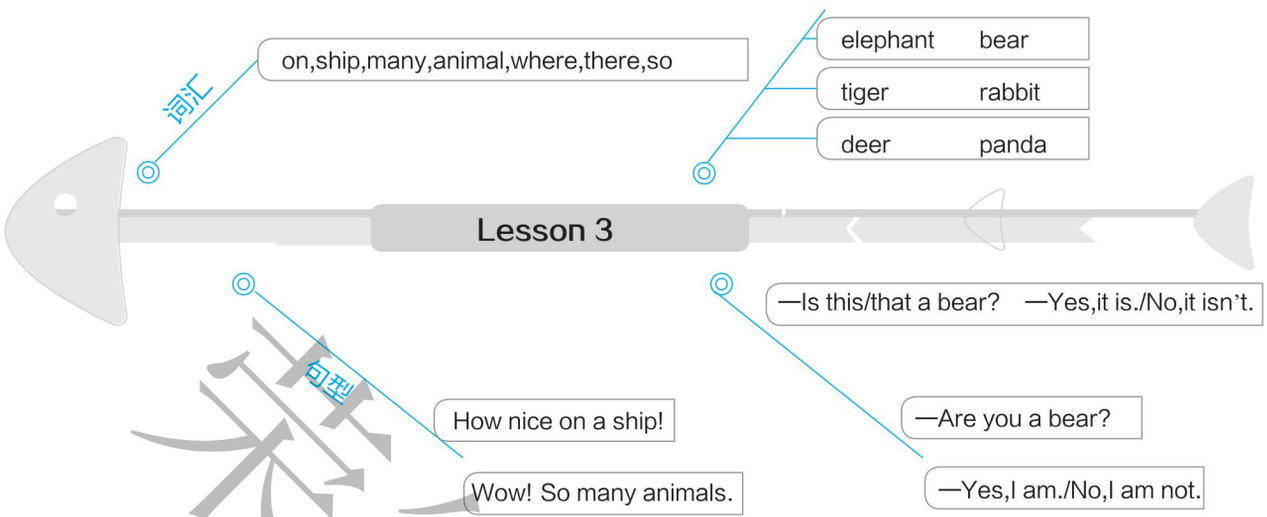

本课重难、易错点提醒

this 指代离说话人较近的事物；that 指代离说话人较远的事物。

重难点过关检测 ☞(答案见 110 页)

词汇过关

一、补全单词，并在四线三格内规范书写。

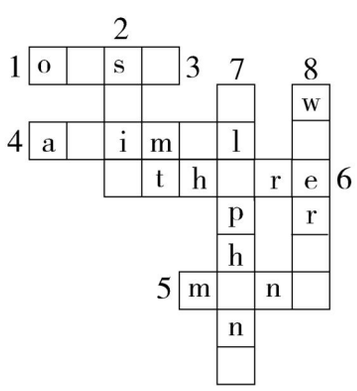

1. _____　2. _____

3. _____　4. _____

5. _____　6. _____

7. _____　8. _____

句型语法过关

二、单项选择。

(　　)1. It's _____ elephant.

A. a　　B. an　　C. /

(　　)2. _____ many dogs!

A. Oh　　B. No　　C. So

(　　)3. —Is that a big pig?

—_____

A. Yes, it isn't.

B. Yes, I can.

C. No, it isn't.

(　　)4. _____ on a ship!

A. What nice　　B. How a

C. How nice

(　　)5. —Look! Is that a fish?

—No, it's _____ a fish.

A. /　　B. not　　C. no

关注微信公众号“教辅资料站”获取更多学习资料

三、找出句子中错误的一项并改正。

( )1. Is(A) this(B) a(C) elephant? _____

( )2. How nice(A) for(B) a(C) ship! _____

( )3. It is(A) no(B) a(C) panda. _____

( )4. Look(A), That(B) is a(C) pig! _____

( )5. I(A) is(B) good at(C) English. _____

四、给下列句子选择合适的应答语。

( )1. Is it a dress?

( )2. I'm not good at English.

( )3. Oh, it's too short.

( )4. Is that a cow?

( )5. What's that?

A. It's a cow. B. Yes. It's for you.
C. I can help you. D. Yes, it is.
E. Oh, sorry.

五、连词成句。

1. It a is chick (.)

2. that Is pig big a (?)

3. a on nice How ship (!)

4. you panda a Are (?)

5. many So Wow horses (! !)

六、选择合适的句子,将选项填在横线上。

Dongdong 和 Mum 在海南旅游,第一次坐轮船,Dongdong 兴奋地说:1. _____ 之后 Dongdong 指着远处的一个东西问:2. _____ 妈妈问在哪里:3. _____ Dongdong 说:4. _____ 妈妈回答:5. _____ Dongdong 接着问那是不是一条大鱼:6. _____ 妈妈说:7. _____

A. Where?
B. There!
C. How nice on a ship!
D. Is that a big fish?
E. What's that?
F. It's a boat.
G. Yes, it is.

综合运用过关

七、阅读对话,判断句子正(√)误(×)。

【关键信息定位法】

Tom: What's that on the desk?
Lucy: It's a toy bike.
Tom: How nice! Can I have a look?
Lucy: Sure, here you are.
Tom: Thank you. I like it very much. Is this your toy bike?
Lucy: Yes, it's my birthday present (生日礼物).
Tom: How old are you?
Lucy: I'm nine.

( )1. The toy bike is in the desk.

( )2. It's a nice toy bike.

( )3. It's not Lucy's toy bike.

( )4. Tom likes the toy bike very much.

( )5. Lucy is ten.

提供重点资源

关注微信公众号"教辅资料站"获取更多学习资料

Lesson 4 复习训练

知识导图

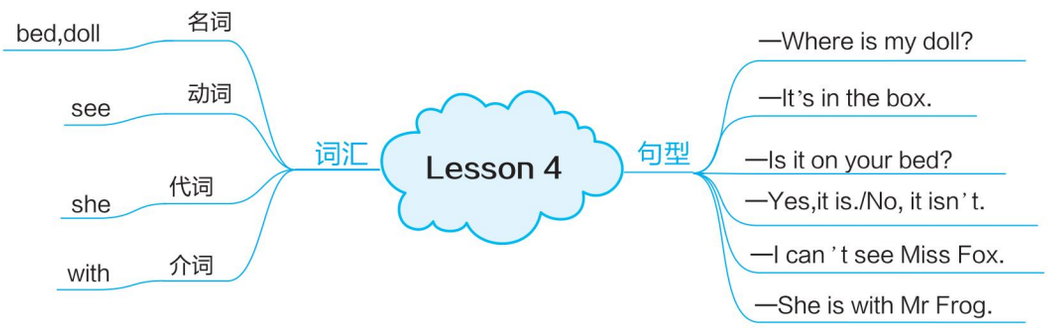

本课重难、易错点提醒

1. 情态动词can后跟动词原形。
2. see和look的区别：see强调看的结果，look强调看的动作，不强调是否看见。
3. “Where is +物品？”句型中，若询问的物品是复数，be动词则需用are。

重难点过关检测 ☞(答案见110页)

词汇过关

一、选出与所给单词画线部分读音相同的一项。

( )1. dog A. hello B. box
( )2. clock A. hot B. no
( )3. ox A. not B. so
( )4. doll A. old B. fox
( )5. frog A. colour B. sock

二、根据汉语意思，圈出单词，并在四线三格中规范书写。

1. 床 2. 看见 3. 和,用
4. 洋娃娃 5. 她

sbedchebseeacliwithqrlxdollsmtshekr

1. _____
2. _____
3. _____
4. _____
5. _____

三、根据句意及首字母提示补全单词。

1. I can't s_____ my mum. Where is s_____?
2. Look! Mr Dog is w_____ Miss Cat.
3. Wow! So m_____ elephants.
4. —I'm not good at English.
—I can h_____ you.

句型语法过关

四、给下列句子选择合适的应答语。

( )1. Is it in the box?
( )2. Is she with Mr Dog?
( )3. Where is my doll?
( )4. Look! It's on the bed.
( )5. I can't see Miss Fox.

关注微信公众号“教辅资料站”获取更多学习资料

A. Look! She is with Lulu.

B. Yes, it is.

C. In the box.

D. Oh, yes, thank you.

E. No, she isn't.

五、给下列句子排序，使其成为一段完整、通顺的对话。

A. Where's Miss Fox?

B. Look! She is with Mr Frog.

C. Is she with Mr Dog?

D. Oh, yes.

E. No.

六、连词成句。

1. She with Look Tiger Mr is (!.)

2. on Is your it desk (?)

3. doll Where is the (?)

4. pencil box pen The the is in (.)

5. chair The book on is the (.)

七、按要求完成下列各题。

1. The dress is <u>on the bed</u>. (对画线部分提问)

_____ is _____ _____?

2. Is it in the bag? (写出否定回答)

_____, _____ _____.

3. The <u>cap</u> is in the box. (对画线部分提问)

_____ is _____ _____ _____?

4. The book is in the desk. (改为一般疑问句)

_____ _____ _____ in the _____?

5. Is she with Mr Frog? (写出肯定回答)

_____, _____ _____.

综合运用过关

八、阅读短文，画出 Lucy 的房间。

Hello! I'm Lucy. This is my room. Look! This is my bed. The dress is on the bed. The desk is near the bed. Some books and my bag are on the desk. My ball is on the chair and my toy car is under (在……下面) the chair.

禁止复制

关注微信公众号"教辅资料站"获取更多学习资料

Lesson 5 复习训练

知识导图



本课重难、易错点提醒

let's后跟动词原形。

重难点过关检测 ☞(答案见111页)

词汇过关

一、写出句子中画线单词的对应词。

1. I'm good at English. _____
2. It is boring (无聊的). _____
3. Let's stand up. _____
4. It's a long dress. _____
5. It's a cold night(夜晚). _____

句型语法过关

二、单项选择。

( )1. It's fun _____ run _____ the sun.

A. in; to B. to; in C. to; on

( )2. The fish can _____.

A. run B. walk C. swim

( )3. _____ run a race!

A. Let is B. Let I

C. Let us

( )4. Let us play _____.

A. game B. run

C. a game

三、用所给单词的适当形式填空。

1. Let _____ (we) run a race.
2. Let me _____ (put) the doll in the box.
3. Is it on _____ (you) bed?
4. She _____ (be) with Mr Frog.
5. So many _____ (animal).

关注微信公众号"教辅资料站"获取更多学习资料

四、连词成句。

1. fish can The swim (.)

2. the in Let the doll me box put (.)

3. game a Let us play (.)

4. to It's walk fun the sun in (.)

5. is my dress blue Where (?)

五、按要求完成下列各题。

1. It is a fine day. (改为感叹句)

_____ _____ fine day!

2. The fox is on the box. (改为一般疑问句)

_____ _____ _____ on _____ _____?

3. That is a frog. (对画线部分提问)

_____ _____ that?

4. Is this a bear? (写出否定回答)

_____, _____ _____.

5. My dress is red. (对画线部分提问)

_____ _____ is _____ dress?

六、给下列句子选择合适的应答语。

( )1. Let's run a race.

( )2. What a fine day!

( )3. Where is my bag?

( )4. Is that a deer?

( )5. I'm not good at English.

A. I can help you.
B. It's fun in the sun.
C. OK.
D. It's on the desk.
E. Yes, it is.

七、给下列句子排序，使其成为一段完整、通顺的对话。

A. OK.

B. One, two, run!

C. It's fun in the sun.

D. Come on! Come on!

E. What a fine day!

F. Let's run a race.



综合运用过关

八、阅读对话，判断句子正 (√) 误 (×)。

Tom: What a fine day!

Lulu: It's fun in the sun.

Tom: Let's play a game, OK?

Lulu: OK. Can you run, Qiqi?

Qiqi: Yes, I can. Can you run, Sam?

Sam: Yes, I can. Can you run, Sarah?

Sarah: Yes, I can. Can you run?

Tom, Lulu, Qiqi and Sam: Yes, we can.

Sarah: Let's run a race, OK?

Tom, Lulu, Qiqi and Sam: OK.

( )1. Qiqi can jump.

( )2. Lulu can't run.

( )3. It's a fine day.

( )4. Sarah can run.

( )5. It isn't fun in the sun.

获取更多电子资源

关注微信公众号“教辅资料站”获取更多学习资料

学号 姓名 班级 学校 三年级 英语 下（KP版）

密 封 线

月考卷一 Lessons 1～3 过关检测卷

时间：40 分钟　满分：100 分

	听力（40 分）				笔试（60 分）							总分
题　号	一	二	三	四	五	六	七	八	九	十	十一	
得　分												

第一部分　听力（40 分）

听力测试

一 听录音，选出所听到的内容。每小题读两遍。（10 分）

（　　）1. A. there　　B. where　　C. bear

（　　）2. A. skirt　　B. shirt　　C. T-shirt

（　　）3. A. desk　　B. dress　　C. dog

（　　）4. A. on a ship　　B. make a vest　　C. a red vest

（　　）5. A. Not at all.　　B. Me, too.　　C. That's OK.

二 听录音，给下列图片排序。每小题读两遍。（10 分）








（　　）　（　　）　（　　）　（　　）　（　　）

三 听录音，选择正确的应答语。每小题读两遍。（10 分）

（　　）1. A. That's OK.　　B. Me, too.

（　　）2. A. Not at all.　　B. Sorry.

（　　）3. A. It's a bed.　　B. It's red.

（　　）4. A. Yes, it is.　　B. It's a deer.

（　　）5. A. It's on the box.　　B. A fox.

四 听录音，补全句子。每小题读两遍。（10 分）

1. Sam is good at _____.
2. The dress is _____.
3. Wow! So many _____.
4. Let _____ make a plane.
5. You can _____ me.

第二部分　笔试（60 分）

五 选出与所给单词画线部分发音相同的一项。（5 分）

（　　）1. c<u>a</u>t　　A. <u>a</u>t　　B. n<u>a</u>me

（　　）2. sh<u>i</u>p　　A. b<u>i</u>g　　B. h<u>i</u>

（　　）3. v<u>e</u>st　　A. h<u>e</u>　　B. l<u>e</u>g

（　　）4. l<u>e</u>t　　A. <u>e</u>gg　　B. m<u>e</u>

（　　）5. <u>a</u>pple　　A. b<u>a</u>d　　B. m<u>a</u>ny

六 仿照例子，去掉一个字母，把其他字母组成一个新单词，并写在四线三格里。（10 分）

例：i a a g n h again

1. x e h r e w _____

2. b t h o r s _____

3. z i k e l _____

4. t b u m _____

5. e t h n l _____

七 根据所给单词，将下列单词分类，并写在四线三格里。（10 分）

coat　English　rabbit　elephant　let

Chinese　dress　help　shirt　pig

maths: _____

tiger: _____

make: _____

vest: _____

典中点 荣德基
关注微信公众号“教辅资料站”获取更多学习资料

八 单项选择。(5 分)

( ) 1. You are _____ friend.

A. I　　B. me　　C. my

( ) 2. She is not good _____ maths.

A. for　　B. at　　C. in

( ) 3. The yellow coat is _____ you.

A. at　　B. in　　C. for

( ) 4. —Is that a tiger?　　—_____

A. Yes, it is.　　B. No, I'm not.　　C. That is OK.

( ) 5. Look! _____ many elephants.

A. Or　　B. But　　C. So

九 情境选择。(10 分)

( ) 1. 你与朋友相见,他问你身体是否安好,你可以说:

( ) 2. 姐姐送给你一条新裙子,但是太短了,你可以说:

( ) 3. Lulu 的英语不好,但是 Tom 的英语很好,Tom 可以说:

( ) 4. 远处的山上有只熊,但你不能确定,可以说:

( ) 5. 动物园里有很多动物,你可以说:

A. Is that a bear?

B. Not bad, thanks.

C. Wow! So many animals.

D. It's a new dress, but it's too short.

E. Let me help you.

十 连词成句。(10 分)

1. It, a, nice, is, vest (.)

2. a, It's, it's, long, dress, and (, .)

3. cap, black, Pig's, is, Mr (.)

4. that, Is, bear, a (?)

5. meet, to, you, Glad, again (.)

十一 阅读短文,判断句子正(√)误(×)。(10 分)　(建议用时:5 分钟)

My name is Mary. I am a girl. I am ten. Ted is my brother (弟弟). He is nine. We are in the same (相同的) school. He is not good at Chinese. But my dad can help him. My mum likes dresses. I like dresses, too. Mum makes a new dress for me. It's red. I like it.

( ) 1. I am Mary.

( ) 2. Ted is my friend.

( ) 3. Ted is not good at English.

( ) 4. My mum likes dresses.

( ) 5. My new dress is blue.

荣德基 典中点
关注微信公众号“教辅资料站”获取更多学习资料

月考卷二 Lessons 4～6 过关检测卷

时间：40 分钟　满分：100 分

	听力（40 分）				笔试（60 分）							总分
题　号	一	二	三	四	五	六	七	八	九	十	十一	
得　分												

第一部分　听力（40 分）

听力测试

一 听录音，圈出你所听到的内容。每小题读两遍。（10 分）

1. Let's (play a game; run a race).
2. I am a fox. I'm (hungry; bad).
3. Where is the red (shirt; skirt)?
4. Let me open the (door; box).
5. (Who; What) is it?

二 听录音，判断所听内容与图片是（√）否（×）相符。每小题读两遍。（10 分）

1. 　(　　)
2. 　(　　)
3. 　(　　)
4. 　(　　)
5. 　(　　)

三 听录音，选择正确的应答语。每小题读两遍。（10 分）

(　　) 1. A. On my bed.　　B. It is red.
(　　) 2. A. It is yellow.　　B. It is old.
(　　) 3. A. That's all right.　　B. OK.
(　　) 4. A. Yes, I am.　　B. No, it isn't.
(　　) 5. A. No, I can't.　　B. It's me, Eve.

四 听录音，判断句子正（√）误（×）。对话读两遍。（10 分）

(　　) 1. A doll is in the box.
(　　) 2. The doll is yellow.
(　　) 3. The doll is very nice.
(　　) 4. The doll is from Lucy's mum.
(　　) 5. The doll is for Lily.

第二部分　笔试（60 分）

五 判断下列每组单词画线部分的发音是（☺）否（☹）相同。（5 分）

1. o̲pen　　c̲lock　　
2. d̲oll　　s̲ock　　
3. u̲p　　m̲um　　
4. b̲ox　　d̲og　　
5. p̲ut　　n̲ut　　

六 看图写单词。（5 分）

1. 
2. 
3. 
4. 
5. 

七 单项选择。（10 分）

(　　) 1. Is she _____ Mr Dog?
A. with　　B. at　　C. to
(　　) 2. It is fun _____ run in the sun.
A. too　　B. two　　C. to
(　　) 3. Please _____ open the box.
A. don't　　B. can't　　C. aren't
(　　) 4. Let _____ put the doll on the bed.
A. we　　B. her　　C. he
(　　) 5. Please _____. I can help you.
A. wait　　B. happy　　C. hungry

荣德基 典中点
关注微信公众号“教辅资料站”获取更多学习资料

八 找出下列句子中错误的一项并改正。(10 分)

(　　) 1. Let we swim, OK?
A　B　C

(　　) 2. Where are my book?
A　B　C

(　　) 3. How a fine day!
A　B　C

(　　) 4. Is that a egg?
A　B　C

(　　) 5. It's a bed fox.
A　B　C

九 给下列句子选择合适的应答语。(10 分)

(　　) 1. Let's play a game.

(　　) 2. I'm not good at English.

(　　) 3. Where is my red bag?

(　　) 4. Who is it?

(　　) 5. Is that a pig?

A. Yes, it is.

B. OK.

C. I can help you.

D. On the bed.

E. It's me.

十 连词成句。(10 分)

1. me, door, the, Let, open (.)

2. Where, new, my, is, pen (?)

3. doll, is, the, in, A, box (.)

4. fun, sun, is, in, the, It (.)

5. grandma, not, hungry, is, My (.)

十一 选词填空,补全对话。(10 分)

(建议用时:5 分钟)

A: What's in the box?

B: It's a 1. _____.

A: Is this my dress?

B: Yes, it's 2. _____ you.

A: What colour is it?

B: Open the box and have a look.

A: Wow! It's white and 3. _____. 4. _____nice! I 5. _____ it, Mum. Thank you.

(　　) 1. A. dress　　B. coat

(　　) 2. A. to　　B. for

(　　) 3. A. blue　　B. white

(　　) 4. A. What　　B. How

(　　) 5. A. let　　B. like

荣德基 典中点
关注微信公众号“教辅资料站”获取更多学习资料

密 封 线

学号 姓名 班级 学校 线 三年级 英语下（KP版）

期中检测卷

时间:60 分钟　满分:100 分

	听力(40 分)				笔试(60 分)							总分
题　号	一	二	三	四	五	六	七	八	九	十	十一	
得　分												

第一部分　听力(40 分)

听力测试

一 听录音,判断句子与所听内容是(√)否(×)相符。每小题读两遍。(10 分)

(　　) 1. The duck can swim.

(　　) 2. The fox is on the box.

(　　) 3. Qiqi is with Mr Li.

(　　) 4. The dress is too short.

(　　) 5. Let's make a bag.

二 听录音,给下列句子排序。每小题读两遍。(10 分)

(　　) It's me, Linda.

(　　) Open the door, Mary.

(　　) Hello, Linda. What a fine day!

(　　) Let's run a race.

(　　) Who is it?

三 听录音,补全句子。每小题读两遍。(10 分)

1. Wow, so _____ dogs.
2. It's a new _____.
3. Glad to meet you _____.
4. Is _____ with Miss Zhang?
5. It's a fine _____.

四 听录音,选择正确的答案。对话读两遍。(10 分)

(　　) 1. _____ can't find his / her coat.

A. Lily　　B. Tom

(　　) 2. _____ helps _____.

A. Lily; Tom　　B. Tom; Lily

(　　) 3. What colour is the coat?

A. Yellow.　　B. Blue.

(　　) 4. The coat is _____.

A. on the desk　　B. on the chair

第二部分　笔试(60 分)

五 找出句子中与所给单词画线部分读音相同的单词。(5 分)

1. b<u>e</u>d	The vest is for you.	_____
2. fr<u>o</u>g	Where is my doll?	_____
3. s<u>u</u>n	Look! I can run.	_____
4. b<u>a</u>g	That is my car.	_____
5. h<u>i</u>ll	I'm a little dog.	_____

六 根据句意及首字母提示补全单词。(5 分)

1. It's not a big pig. It's an e_____.
2. I like it, b_____ it's too long.
3. This is my g_____. She is old.
4. I am not good at E_____.
5. —W_____ is my book?　—It's on the desk.

七 单项选择。(10 分)

(　　) 1. —Peter is bad at maths.　—_____.

A. Good morning　　B. I can help him　　C. Thank you

(　　) 2. —Is that a short dress?　—_____, it's long.

A. Yes　　B. No　　C. OK

(　　) 3. _____ in the park!

A. What a nice　　B. How nice　　C. What nice

(　　) 4. _____ can't let him in.

A. Me　　B. Us　　C. We

(　　) 5. It's fun _____ the sun.

A. in　　B. on　　C. to

荣德基 典中点
关注微信公众号“教辅资料站”获取更多学习资料

八 判断下列句子或对话与图片是(T)否(F)一致。(10 分)

( ) 1. —Glad to meet you again.
—Me, too.



( ) 2. Miss Fox is with Mr Frog.



( ) 3. Let's make a T-shirt.



( ) 4. —Is your ball on the chair?
—Yes, it is.



( ) 5. It is not a fine day!

九 连词成句。(10 分)

1. a, fine, What, day (!)

2. is, the, in, My, doll, bag (.)

3. that, Is, an, elephant (?)

4. it's, but, a, It's, too, skirt, short (, .)

5. not, is, Sam, English, at, good (.)

十 给下列句子排序,使其成为一段完整、通顺的对话。(10 分)

A. Hello, Monkey.
B. Look, that is a big pig!
C. Let's go and play with it.
D. No, it isn't a pig. It's a bear.
E. Hello, Elephant.
F. OK.

十一 阅读短文,选择正确的图片。(10 分)

(建议用时:5 分钟)

Hello, I'm Anna. I'm nine. I'm good at English and maths. But I'm not good at Chinese. I like noodles. My dress is nice. But it's too long. I can jump. I can't swim.

( ) 1. Anna is _____.

A. 
B. 

( ) 2. Anna is good at _____.

A. 

B. 

( ) 3. Anna likes _____.

A. 
B. 

( ) 4. Anna's _____ is too long.

A. 
B. 

( ) 5. Anna can _____.

A. 
B. 

荣德基 典中点 经典中点
关注微信公众号“教辅资料站”获取更多学习资料

密 封 线

荣德基小学系列 典中点

参考答案及点拨

三年级 英语 下 （KP版）

课时部分

Lesson 1　I can help you

课时 1　基础巩固练

一、1. a　2. oo　3. sh　4. e　5. a　6. ai

二、1. A　2. B　3. A　4. A　5. A

三、1. ×　2. √　3. ×　4. √

四、1. B　方法点拨:此题用排除法解答。A 和 C 是 be 动词,其后不能加动词原形,故选 B。

2. C　3. B　4. A　5. A

五、1. D　2. E　3. B　4. C　5. A

课时 2　综合提升练

一、1. √　2. ×　3. √　4. √　5. ×　6. √

二、1. English　2. again　3. are　4. help　5. is

方法点拨:此题用词句理解法解答。先通读句子,理解句意,然后选择与句意相符的单词。如第 1 小题,句意为“这是一本____书。”所给词汇中只有 English 符合句意。

三、1. B　2. C　3. C　4. C　5. C

四、1. A　2. D　3. E　4. C　5. B

五、A—E—D—F—C—B 或者 E—A—D—F—C—B

六、1. Glad to meet you again.

2. I can help you too.

3. I am not good at Chinese.

4. How are you?

5. Not bad, thank you.

七、

	Chinese	English	Maths
Dongdong	√	√	×
Lulu	×	×	√
Daming	×	√	×
Mary	√	√	√

拓展衔接练

一、1. am　2. is　3. are　4. is　5. is

二、1. can　2. can't　3. see　4. you　5. swim

Lesson 1　听说读写训练营

听说专练

听力材料:

一、1. hat　2. again　3. English　4. bad　5. help

二、1. —How do you do?　—How do you do?

2. I'm good at maths.

3. —Glad to meet you again, Lily.　—Me, too.

4. —Is it a hat?　—No. It's a schoolbag.

5. —Can you help me?　—Yes, I can.

三、1. Are you good at maths?

2. Nice to meet you.

3. I can help you.

4. How old are you?

5. Not bad.

四、1. How are you?

2. Thank you.

3. I'm not good at Chinese.

4. Is it a fox?

5. What's this?

答案:

一、1. B　2. C　3. A　4. B　5. A

二、1　4　3　2　5　方法点拨:此题用三步两遍听音法解答。第一步:看图,弄清题目要求和图片意思。第二步:第一遍听音,捕捉听力材料中的关键信息,边听边给图片标序号。第三步:第二遍听音,检查答案。

三、1. B　2. A　3. A　4. B　5. B

四、1. B　2. B　3. A　4. A　5. A

五、1. I am not good at Chinese.

2. I am good at English.

3. I am good at maths.

六、略

读写专练

一、1. How do you do?

2. Glad to meet you again.

二、1. I'm not good at Chinese.

I can help you.

2. I'm not good at maths.

I can help you.

三、1. Hello/Hi　2. Me　3. too　4. bad　5. fine/OK　6. not　7. help　8. That's　9. OK

四、1—E　2—D　3—B　4—C　5—A

Lesson 2　It's too short

课时 1　基础巩固练

一、1. ir　2. or　3. re　4. es

1—B　2—C　3—D　4—A

二、1. but　2. us　3. let　4. make　5. then　6. like

三、1. B　2. A　3. B　4. C　5. C

四、1. 2. 3. 4. 5.

课时 2　综合提升练

一、[e]　1　2　7　8　9

[æ]　3　4　5　6　10

二、1. but　2. Then　3. like　4. make　5. dress

三、1. CD　2. AB　涂色略

四、1. B　2. D　3. E　4. C　5. A

五、1. Then let us make a skirt.

2. What is this?

3. Oh, it is a nice shirt.

4. The shirt is too short.

5. This dress is for you.

方法点拨:此题用首字母大写法解答。即在单词中找出首字母大写的单词,确定为句首单词。如第 1 小题,Then 首字母大写,故此题是以 Then 开头的句子。

六、1. √　点拨:从 My skirt is red. It's short. 中判断。

2. ×　点拨:从 My dress is yellow. 中判断。

3. ×　点拨:从 My T-shirt is old. But I like it very much. 中判断。

4. √　点拨:从 My coat is blue. 中判断。

5. √　点拨:从 My T-shirt is old. 中判断。

拓展衔接练

一、1. Is　2. is　3. Is　4. are　5. are

二、1. us　2. play　3. not　4. Lily; help

Lesson 2　听说读写训练营

听说专练

听力材料:

一、1. skirt　2. short　3. vest　4. new

二、1. It's a vest. It's short.

2. It's a dress.

3. It's a yellow skirt.

4. Mr Dog's coat is red.

5. This is my new T-shirt.

三、1. Let's make a shirt.

2. I like it.

3. What's this, Mum?

4. It's too long.

5. My dress is yellow.

四、1. Is that a skirt?

2. What colour is the coat?

3. Thank you.

4. Is it old?

5. What's that?

答案:

一、1. A　2. B　3. A　4. A

二、1　4　2　5　3

三、1. B　2. A　3. A　4. B　5. A

四、1. B　2. A　3. B　4. A　5. A

五、略

六、1. —It's a dress. It's for you.

—Thank you, but it's too short.

—Too short? Then let's make a skirt.

—OK.

2. —It's a shirt. It's for you.

—Thank you, but it's too short.

—Too short? Then let's make a T-shirt.

—OK.

读写专练

一、1. like　2. Let　3. but　4. short　5. dress

二、4　1　2　3　5

三、1. It's a T-shirt. It's new.

2. It's a coat. It's long.

3. It's a skirt. It's short.

四、1. ×　2. ×　3. √　4. √　5. ×

Lesson 3　Is that a pig?

课时 1　基础巩固练

一、1. on　2. ship　3. many　4. where　5. there

二、1. C　2. C　3. A　4. C　5. C

方法点拨:此题用分类记忆法解答。即根据单词的不同类别或词性进行分类。如第 1 小题,A、B 选项是介词,C 选项是人称代词,故选 C。

三、1. an　2. a　3. a　4. an　5. a

点拨:a 用于以辅音音素开头的单词前,an 用于以元音音素开头的单词前。

四、1. C　2. C　3. C　4. A　5. C

五、1. D　2. A　3. E　4. B　5. C

课时 2　综合提升练

一、1. 2. 3. 4. 5.

二、1. ship　2. elephant　3. animals　4. Where　5. make

三、1. √　2. √　3. ×　4. √

四、1. C　2. E　3. B　4. A　5. D

五、1. Wow! So many animals.

2. No, it is not a pig.

3. Look! Is that a frog?

关注微信公众号“教辅资料站”获取更多学习资料

4. What colour is your T-shirt?
5. How nice on a ship!

六、1. × 2. × 3. √ 4. √

拓展衔接练

一、1. B 2. C 3. D 4. A

二、1. Is that 2. Are these
3. No; it isn't
4. Are you; Yes; I am
5. What is

Lesson 3 听说读写训练营

听说专练

听力材料:

一、1. on 2. elephant 3. where 4. many 5. ship

二、1. Look! It's a nice ship.
2. —Is that a bear? —No, it's a panda.
3. —Is this a frog? —Yes, it is.
4. Then let's make a vest.
5. —I'm not good at English.
—I can help you.

三、—Hi, Qiqi.
—Look! Is that a frog?
—A frog? Where?
—There!
—No, it is not a frog. It's a bird.

四、1. How nice on a ship!
2. It's a big elephant.
3. Wow! So many animals.
4. I like fish.
5. You can help me.

答案:

一、1. A 2. A 3. B 4. A 5. A

二、1. √ 2. √ 3. √ 4. × 5. √

三、2 1 3 4 5

四、1. on 2. elephant 3. So 4. like 5. help

五、1. —Is that a rabbit? —Yes, it is.
2. —Is that a panda? —Yes, it is.
3. —Is that a deer? —Yes, it is.

六、略

读写专练

一、1. ship 2. animal 3. Where
4. many 5. elephant

二、1. —Is that an elephant?
—No, it isn't.
2. —Is this a deer?
—No, it isn't.
3. —Is that a rabbit?
—Yes, it is.

三、1. C 2. C 3. A 4. B

Lesson 4 Where is my doll?

课时 1 基础巩固练

一、1. see 2. with 3. she 4. bed 5. doll

二、1. A 2. A 3. B 4. B 5. A

三、1. B 2. C 3. B 4. B 5. C

四、1. B 2. A 3. B 4. A 5. A

方法点拨:此题用图片辨别法解答。分析图片细节,理解图片所表示的含义,然后将图片与句子进行匹配。如第 5 小题,由句意"我找不到我的妈妈了。"可知,找不到妈妈,心情不好,所以选小孩哭的图片。

五、1. C 2. E 3. D 4. A 5. B

课时 2 综合提升练

一、1. √ 2. × 3. × 4. √ 5. ×

二、1. with 2. bed 3. see 4. she 5. doll

三、1. × 点拨:问句中不管是 this 还是 that,回答都用 it。
2. √
3. × 点拨:where 引导的特殊疑问句,不可以用 yes 或 no 回答。
4. √
5. × 点拨:Is it ...? 为一般疑问句,需要用 yes/no 回答。

四、1. A; I 2. A; Is 3. B; a 4. B; is 5. B; are

方法点拨:此题用词句结构辨别法解答。即先通读句子,理解句意,分析语法结构,然后判断哪个部分用法不当。如第 3 小题,big 是以辅音音素开头的单词,前面用冠词 a,而不是 an。

五、1. C 2. B 3. E 4. A 5. D

六、1. Is it on your bed?
2. Look! She is with Mr Frog.
3. I can not see Miss Fox.
4. Where is my book?
5. A dog is on the log.

七、1. in the box 2. The bag; on 3. on the bed
4. book; on the 5. in the bag

拓展衔接练

1. on 2. near 3. in 4. under 5. with
6. behind

Lesson 4 听说读写训练营

听说专练

听力材料:

一、1. she 2. with 3. bed 4. doll 5. see 6. box

二、1. The cat is on the bed.
2. Miss Cat is with Mr Frog.
3. —Is the dog on the chair?
—Yes, it is.
4. It's a nice dress.
5. —Where is my pen?
—It's in the box.

三、1. I can see a dress.
2. Mr Cat is with Qiqi.
3. Where is my yellow box?
4. Look! Is it on the bed?
5. The book is on the desk.

四、1. Where is the book?
2. Is she with her mum?
3. Is it on the chair?
4. Can she see me?
5. I can't see my dad.

答案:

一、3 5 1 6 4 2

二、1. √ 2. × 3. × 4. √ 5. √

三、1. T 2. F 3. F 4. T 5. F

四、1. B 2. A 3. B 4. B 5. A

五、略

六、1. The box is on the desk.
2. The doll is in the box.
3. The pen and the pencil are on the desk.
4. The book is in the desk.

读写专练

一、1. —Where is my book? —It's in the desk.
2. —Where is my bag? —It's on the chair.
3. —Where is your pen? —It's in the pencil box.

二、5 1 4 2 3

三、1. × 2. √ 3. × 4. × 5. √

Lesson 5 Let's run a race

课时 1 基础巩固练

一、1. day 2. sun 3. play 4. two 5. run

二、1. D 2. B 3. C 4. A

三、1. E 2. A 3. C 4. D 5. B

四、1. B 2. B 3. C 4. C 5. A

五、1. A 2. B 3. B 4. A 5. A

课时 2 综合提升练

一、1. 2. 3.  4.  5. 

二、1. sun 2. What 3. run 4. on 5. Let's

三、1. √ 2. √ 3. √ 4. √ 5. ×

四、1. A; What 2. A; us 3. A; Come 4. B; jump
5. C; Fox

五、1. What a fine day!
2. Let's run a race.
3. It is fun in the sun.
4. Let's put the doll in the box.
5. The bag is on the bed.

六、1—C 2—B 3—A

拓展衔接练

一、1. What 2. How 3. What 4. How 5. How

点拨:"What a/an + 形容词 + 名词(+ 主语 + 谓语)! 或者 How + 形容词/副词 + 主语 + 谓语!"为感叹句的基本句型。

二、1. Let
2. him 点拨:let 后跟人称代词宾格。
3. play 点拨:let's 后用动词原形。
4. not run 点拨:let sb. not do sth. 让某人不要做某事。

Lesson 5 听说读写训练营

听说专练

听力材料:

一、1. play, day, game 2. nine, two, five
3. run, bun, sun 4. can, fine, fun

二、1. Mr Cat is with Miss Dog.
2. Come on! Come on! Run, run, run!
3. Let's jump, OK?
4. What a fine day!
5. It's a big pig.

三、1. Let's make a skirt.
2. —Let's run a race. —OK.
3. What a fine day!
4. —One, two, run!
—Come on! Come on! Run, run, run!
5. —Where is my hat?
—It's on the bed.

四、1. Let's jump! 2. Can you swim?
3. Is it a bird? 4. Where is the box?
5. Sit down, please.

答案:

一、1. 213 2. 231 3. 312 4. 321

二、1. F 2. T 3. F 4. F 5. F

三、3 1 5 2 4

四、1. A 2. B 3. A 4. B 5. B

五、1. —What a fine day! —Let's walk.
—OK.
2. —What a fine day! —Let's run a race.
—OK.

关注微信公众号"教辅资料站"获取更多学习资料

3. —What a fine day! —Let's swim.
—OK.
4. —What a fine day! —Let's jump.
—OK.

六、略

读写专练

一、1. race 2. on 3. One 4. game 5. sun

二、1. —What a fine day! —Let's run a race.
—OK.
2. —What a fine day! —Let's jump.
—OK.
3. —What a fine day! —Let's walk.
—OK.

三、1. big 2. watching 3. likes 4. piano
5. surfing

Lesson 6 Revision

Lessons 1 ~ 5 阶段过关练

一、1. C 2. A 3. A 4. B 5. C

二、1. B G I 2. C D L 3. H J K 4. A E F

三、1. B 2. C 3. A 4. B 5. C

四、1. D 2. A 3. C 4. E 5. B

五、E C F D B A

六、1. Open the door, Little Chick.
2. We can not let him in.
3. Miss Cat's dress is red.
4. He is not good at maths.
5. How nice on a ship!

七、1. cute **点拨**:从"I have a very cute(可爱的) dog."中得知。
2. white **点拨**:从"It's black and white."中得知。
3. catch **点拨**:从"But it can catch a ball now."中得知。
4. open **点拨**:从"It can also help me open the door."中得知。
5. likes **点拨**:从"I like it very much."中得知。

Lesson 7 Can you make cakes?

课时 1 基础巩固练

一、1. ab table 2. av have 3. so some
4. oo noodle 5. ke cake

二、1. A 2. B 3. A 4. A 5. A

三、1. C 2. D 3. A 4. E 5. B

四、1. B 2. B 3. B 4. A 5. C

五、1. D 2. C 3. E 4. A 5. B

课时 2 综合提升练

一、1. × 2. √ 3. √ 4. × 5. ×

二、1. have; cake 2. desk 3. noodles 4. chips

三、1. C; buns 2. B; the 3. B; make
4. C; can't 5. B; Mother's

四、1. √ 2. × 3. √ 4. √ 5. ×

五、1. She can make buns.
2. Have an egg, please.
3. What's on the table?
4. But my mum can make noodles.
5. Can you make hot dogs?

六、

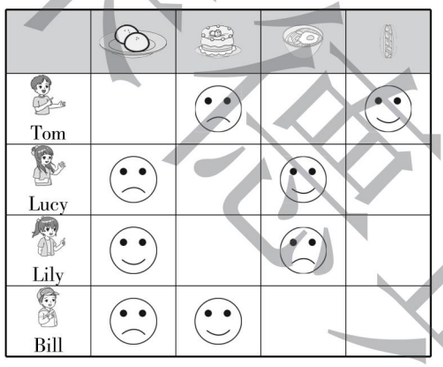

拓展衔接练

一、1. A 2. B 3. A 4. B 5. A 6. B

二、1. an 2. the 3. a 4. Some 5. any

Lesson 7 听说读写训练营

听说专练

听力材料:

一、1. cake 2. some 3. have 4. noodles 5. see

二、1. An apple is on the table.
2. Please have a bun.
3. I can't make hot dogs.
4. I can't make buns. But my mum can.
5. Can you make noodles?

三、1. I can make cakes.
2. Some hot dogs are on the table.
3. Please make a cake.
4. Yes, I can make noodles.
5. What's on the ship?

四、1. Can she make hot dogs?
2. What's on the table?
3. Can you make chips?
4. Where is the book?
5. What is it?

答案:

一、1. A 2. C 3. A 4. C 5. A

二、1. B 2. A 3. B 4. A 5. B

三、1. A 2. B 3. A 4. A 5. B

四、1. B 2. A 3. A 4. A 5. A

五、1. Lulu can make chips and cakes, but she can't make eggs.
2. Qiqi can make cakes and noodles, but he can't make hot dogs.
3. Eve can make hot dogs and cakes, but she can't make eggs.

六、1. —Can you make noodles?
—Yes, I can./No, I can't.
2. —Can you make a toy bike?
—Yes, I can./No, I can't.
3. —Can you make cakes?
—Yes, I can./No, I can't.

读写专练

一、1. table 2. have 3. noodles 4. some 5. make

二、1. B 2. A 3. A 4. B 5. A

三、1. —Can you make buns?
—No, I can't.
2. —Can you make cakes?
—Yes, I can.
3. —Can you make chips?
—No, I can't.
4. —Can you make eggs?
—Yes, I can.

四、1. two 2. noodles 3. can 4. toy fox 5. like

Lesson 8 Who is he?

课时 1 基础巩固练

一、1—B; boy 2—D; brother 3—E; sister
4—C; three 5—A; he

二、1. B 2. C 3. A 4. C 5. B

三、1. B 2. C 3. A 4. C 5. A

四、1. D 2. A 3. C 4. B

课时 2 综合提升练

一、1. × 2. √ 3. × 4. √ 5. ×

二、1. sister **点拨**: Lucy 为女生名字,所以选择 sister。
2. he 3. three 4. boy; brother

三、1. C; him 2. C; brother 3. B; make
4. B; is 5. B; likes

四、1. He is my brother Pete.
2. He looks like his father.
3. We are brother and sister.
4. Who is that girl?
5. What is his name?

五、1. D 2. E 3. A 4. C 5. B

六、1. F 2. T 3. T 4. F 5. T

拓展衔接练

一、1. How 2. Where 3. What's 4. Who
5. What 6. What colour 7. How old
点拨:本题考查特殊疑问词(组),具体用法如下:
what 对物进行提问;
how 对方式、方法进行提问;
how old 对年龄提问;
where 对地方、地点进行提问;
who 对人进行提问;
what colour 对颜色进行提问。

二、1. am 2. is 3. likes 4. looks 5. his 6. is

Lesson 8 听说读写训练营

听说专练

听力材料:

一、1. I'm a girl. 2. I'm three years old.
3. She is my sister. 4. She can make buns.
5. —Goodbye. —Bye.

二、1. —Who's that boy? —He is Ben.
2. —Who is that girl? —She is my sister.
3. —Who's she? —She is my mother.
4. —Who's he? —He is my brother.
5. —Who are you? —I'm your teacher.

三、—Who is that boy?
—He is my little brother.
—What's his name?
—His name is Binbin.
—How old is he?
—He is three.

四、1. He is my little brother.
2. The girl looks like you.
3. Who is she?
4. We are brother and sister.
5. I'm Pete. I'm three.

答案:

一、1. B 2. B 3. A 4. A 5. B

关注微信公众号"教辅资料站"获取更多学习资料

二、1. √　2. √　3. ×　4. ×　5. √

三、1　6　5　2　4　3

四、1. brother　2. girl　3. she　4. sister　5. three

五、略

六、1. —Who's that boy?　—He is Tom.
—How old is he?　—He is nine.
2. —Who's that boy?　—He is Sam.
—How old is he?　—He is ten.
3. —Who's that girl?　—She is Eve.
—How old is she?　—She is seven.

读写专练

一、1. brother　2. sister　3. he　4. boy　5. looks

二、1. —Who's she?　—She is my sister.
—What's her name?　—Her name is Cindy.
2. —Who's he?　—He is my father.
—What's his name?　—His name is Pete.
3. —Who's she?　—She is my mother.
—What's her name?　—Her name is Sarah.
4. —Who's she?　—She is my teacher.
—What's her name?　—Her name is Amy.

三、1. D　2. C　3. A　4. E　5. B

四、1. T　2. F　3. F　4. T　5. T

Lesson 9　I have a kite

课时 1　基础巩固练

一、1. i; e　2. ea　3. i; e　4. l　5. o　6. hy

二、1. B　2. B　3. B　4. A　5. C

三、1. √　2. ×　3. √　4. ×　5. ×

四、1. B　2. C　3. A　4. C　5. B

五、1. A　2. B　3. A　4. A

课时 2　综合提升练

一、1. C　2. B　3. A　4. A　5. C

二、1. toy bike　2. new　3. Great
4. Why　5. kite; fly

三、1. ×　2. √　3. √　4. ×　5. √

四、1. A; fly　2. A; have　3. A; How　4. A; us
5. A; your

五、1. I have a new bike.
2. It is a toy plane.
3. Can you fly it?
4. Let us fly a kite.
5. How nice the doll is!

六、1. C　2. A　3. B　4. E　5. D

七、1. √　2. ×　3. √　4. ×　5. √

方法点拨:此题用**同义定位法**解答。即指句子所用的关键词与短文中的关键词不完全一致,但属于同义,如第 1 小题,句意为"Tom 有许多玩具。",短文中是第一人称 I,但都是指 Tom,故此题正确。

拓展衔接练

一、1. have　2. has　3. Take　4. Don't　5. put

二、1. new　2. low　3. short　4. Close　5. bad

Lesson 9　听说读写训练营

听说专练

听力材料:

一、1. cake　2. why　3. toy　4. great　5. wait　6. old

二、1. Sit down please.
2. Look at the blackboard.
3. Take out your book.
4. Stand up.
5. Close your book.
6. Open the book.

三、1. Look! I have a bike!
2. Goodbye!
3. I have a new shirt.
4. A kite for you.
5. Who's he?

四、1. Let's fly a kite.
2. I have a new bike.
3. It's a toy plane.
4. It's great.
5. How nice the doll is!

答案:

一、1. cake　2. why　3. toy　4. great
5. wait　6. old

二、3　4　6　1　5　2

三、1. B　2. A　3. A　4. B　5. B

四、1. fly　2. bike　3. toy　4. great　5. nice

五、1. —Look! I have a bike.　—Wow! How nice!
2. —Look! I have a bus.　—Wow! How nice!
3. —Look! I have a doll.　—Wow! How nice!

六、略

读写专练

一、1. C　2. E　3. B　4. D　5. A

二、

三、1. —I have a plane.　—Wow! How nice!
2. —I have a bike.　—Wow! How nice!
3. —What is it?　—It's a cat.
4. —What is it?　—It's a bear.

四、1. a cat 点拨:从 I have a pet(宠物). She's a cat. 中得知。
2. two 点拨:从 She is two years old. 中得知。
3. short 点拨:从 She has four legs and a short tail (尾巴). 中得知。
4. name 点拨:从 Her name is Mimi. 中得知。
5. like 点拨:从 I like her very much. 中得知。

Lesson 10　It's cold

课时 1　基础巩固练

一、1. close　2. nose　3. home　4. cold

二、1. A　2. C　3. D　4. E　5. B

三、1. cold　2. open　3. home　4. nose　5. cool

四、1. C　2. C　3. A　4. B　5. B

五、1. D; C　2. B; E　3. F; A

课时 2　综合提升练

一、dog: doll fox box ox frog
coke: go close home no rose

二、1. close　2. cold　3. go　4. home　5. nose

三、1. hot　2. cool　3. warm　4. cold

四、1. 圈 to;去掉 to　2. 圈 door; the door
3. 圈 Are; Is　4. 圈 is; am
5. 圈 a;去掉 a

五、1. Are you still cold, Tom?
2. Then let me close the door.
3. My nose is red.
4. Let us go home.
5. Is it cold?

六、1. A　2. A　3. B　4. B　5. A

七、1. Yes, she is. 点拨:从"Are you still cold?""Yes."中得知。
2. No, it isn't. 点拨:从 Oh, no. It's cold now(现在). 中得知。
3. Tim 点拨:从 **Tim**:Then let me close the door. 中得知。
4. Yes.

拓展衔接练

一、1—C　2—E　3—A　4—B　5—D

二、1. Are　2. Is　3. not　点拨:let sb. not do sth. 让某人不要做某事。
4. Your　5. Is

Lesson 10　听说读写训练营

听说专练

听力材料:

一、1. close　2. nose　3. cold　4. go　5. still

二、1. The dog likes bones.　2. I'm hot.
3. It's cold today.　4. My nose is red.
5. Let me close the door.　6. Fly a kite.

三、1. Are you cold?　2. My nose is red.
3. Let me open the door.
4. Are you still hot?
5. Let's fly a kite.

四、1. Then let's go home.
2. No, it is cold.
3. Look! I have a new bike.
4. Can you close the door?
5. Oh, your nose is red.

答案:

一、1. close　2. nose　3. cold　4. go　5. still

二、2　1　4　5　3　6

三、1. A　2. B　3. B　4. B　5. A

四、1. go　2. cold　3. bike　4. close　5. nose

五、略

六、1. —Is it hot?　—Yes, it is.
—Let's swim.　—OK.
2. —Is it cold?　—Yes, it is.
—Let's go home.　—OK.

读写专练

一、1. hungry　2. cold　3. home　4. nose　5. close

二、1. —Is it warm?　—Yes, it is.
2. —Is it hot?　—No, it isn't.
3. —Is it cool?　—Yes, it is.

三、C—B—D—E—A—F—G

方法点拨:此题用**推断理解法**解答。即在理解原句意思的基础上,通过分析语篇逻辑关系和句子细节暗示,作出一定的推理和判断,从而完成排序。本题第一句已给出"Look! My nose is red, Mum.",可判断出天气很冷,所以下一句应为"Are you cold?",以此类推,排出其他句子的顺序。

四、1. √ 点拨:从 It is very cold outside(外面). 中得知。
2. √ 点拨:从 I put on my coat. 中得知。
3. × 点拨:从 My nose and ears are cold. They are red. 中得知。
4. √ 点拨:从 But I'm still very happy. 中得知。
5. × 点拨:从 I can make a lovely snowman(雪人)! 中得知。

Lesson 11　Have some coke

课时 1　基础巩固练

一、1. H　2. A　3. C　4. F
5. E　6. B　7. D　8. G

二、1—B　2—D　3—A　4—C　5—E

三、1. have　2. Come　3. Happy　4. boy　5. birthday

关注微信公众号"教辅资料站"获取更多学习资料

四、1. C　2. A　3. B　4. A　5. A

五、1. B　2. A　3. B　4. A　5. B

课时 2　综合提升练

一、1. ×　2. ×　3. √　4. √　5. ×

二、1—C　2—B　3—D　4—E　5—A

三、1. food: cake chips bun egg

2. drink: milk water tea coke

四、1. some　2. an　3. an　4. some　5. a

五、1. A　2. B　3. A　4. A　5. A

六、1. How do you do, Eve?

2. Please have some tea.

3. Happy birthday, Tom.

4. Please come in.

5. Let us make a cake.

七、1. T　2. F　3. T　4. F　5. F

拓展衔接练

1. down　2. in　3. for　4. at　5. up　6. on

Lesson 11　听说读写训练营

听说专练

听力材料:

一、1. tea　2. birthday　3. happy　4. pear　5. coke

二、1. —How do you do?　—How do you do?

2. —Who's that girl?　—She is my sister.

3. —Have some milk, please.　—Thank you.

4. Happy Mother's Day.

5. Please come in!

三、1. Happy birthday!

2. Come in, please!

3. Have some coke.

4. Thank you.

5. I like pears.

四、1. Have some coke, please.

2. Are you cold?

3. How do you do?

4. Thank you.

5. Is he your brother?

答案:

一、2　5　1　4　3

二、1. √　2. ×　3. √　4. ×　5. √

三、3　5　4　1　2

四、1. A　2. B　3. B　4. B　5. B

五、略

六、1. —Happy birthday, Sarah!　—Thank you.

—How old are you?　—I'm ten.

—Have an apple.　—Thank you.

2. —Happy birthday, Sam!　—Thank you.

—How old are you?　—I'm eight.

—Have some coke.　—Thank you.

读写专练

一、1. √　2. ×　3. ×　4. √　5. √

二、1. C　2. E　3. B　4. D　5. A

三、1. —Have some milk.　—No, thanks.

2. —Have an egg.　—Thank you.

3. —Have some buns.　—No, thanks.

四、1. A　2. B　3. C　4. A　5. B

Lesson 12　Revision

Lessons 7 ~ 11　阶段过关练

一、1—G　2—F　3—A　4—B　5—D　6—E　7—C

二、1. table　2. cake　3. three　4. nose　5. seven

三、1. C　2. A　3. C　4. A　5. C

四、1. A　2. B　3. B　4. A　5. A

五、1. B　2. E　3. A　4. C　5. D

六、1. B　2. A　3. A　4. B　5. A

七、1. Let us sing "Happy Birthday".

2. What a big cake!

3. Let me get some bananas for you.

4. Can your mum make chips?

5. It is cold today.

八、1. seven **点拨**:从 Eve is seven years old. 中得知。

2. eight **点拨**:从 Tom and Mike are eight years old. 中得知。

3. card **点拨**:从 Eve and I make a birthday card for him. 中得知。

4. hat **点拨**:从 Tom makes a birthday hat for Mike. 中得知。

5. happy **点拨**:从 Mike is very happy. 中得知。

期末复习训练部分

Lesson 1　复习训练

重难点过关检测

词汇过关

一、1. me　2. English　3. again　4. help

5. Glad

二、1. B　2. C　3. A　4. A　5. B

句型语法过关

三、1. C　2. B　3. B　4. C

四、1. Glad to meet you again.

2. Tom is not good at Chinese.

3. You are my friend.

4. How do you do?

5. But it is too short.

五、1. I'm not good at English.

2. How are you?

3. Glad to meet you.

4. Are you good at maths?

5. Is Li Gang good at English?

六、1. —How do you do?　—How do you do?

2. —I'm not good at maths.　—I can help you.

3. —How are you, Eve?

—I'm fine, thank you, and you?

—I'm OK.

4. —Glad to meet you again, Miss Li.

—Me, too.

综合运用过关

七、1. Hi　2. I'm OK　3. And you

4. am not good　5. That's OK

Lesson 2　复习训练

重难点过关检测

词汇过关

一、1. What's　2. let's　3. for　4. too　5. is

句型语法过关

二、1. B　2. C　3. A　4. B　5. C

三、1. A　2. B　3. A　4. A

四、1. C　2. D　3. B　4. E　5. A

五、1. Mr Pig's vest is yellow.

2. It is a long shirt for you.

3. Then let me make a dress.

4. Oh, it is a nice vest.

六、1. C; for　2. B; me　3. A; My

4. E; a 去掉

5. B; is

综合运用过关

七、1. ×　**点拨**:从"**Cindy**: What's that on the bed? **Mum**: It's a dress."中得知。

2. √　**点拨**:从 Mum:"It's a dress. It's for you."中得知。

3. ×　**点拨**:从"**Cindy**: ... Is it white?　**Mum**: Yes, it is."中得知。

4. √　**点拨**:从"**Cindy**: OK, Mum. Look! It's too long."中得知。

5. √　**点拨**:从"**Cindy**: But it's a nice dress. I like it. Thank you."中得知。

Lesson 3　复习训练

重难点过关检测

词汇过关

一、

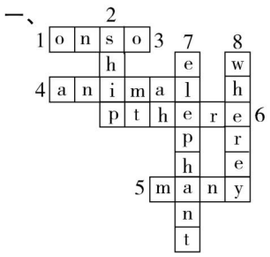

1. on　2. ship　3. so　4. animal　5. many

6. there　7. elephant　8. where

句型语法过关

二、1. B　2. C　3. C　4. C　5. B

三、1. C; an　2. B; on　3. B; not

4. B; that　5. B; am

四、1. B　2. C　3. E　4. D　5. A

五、1. It is a chick.

2. Is that a big pig?

3. How nice on a ship!

4. Are you a panda?

5. Wow! So many horses!

六、1. C　2. E　3. A　4. B　5. F　6. D　7. G

综合运用过关

七、1. ×　2. √　3. ×　4. √　5. ×

方法点拨:此题用**关键信息定位法**解答。通过阅读整段对话,可知对话涉及姓名、地点、数字等关键信息。因此在阅读对话时,可以将上述关键信息画出来,然后一一对应每小题进行判断。如第 1 小题,先在对话中找到 on the desk,与题目进行比对,可以得出答案。

Lesson 4　复习训练

重难点过关检测

词汇过关

一、1. B　2. A　3. A　4. B　5. B

二、圈出 bed; see; with; doll; she

1. bed　2. see　3. with　4. doll　5. she

三、1. see; she　2. with　3. many　4. help

句型语法过关

四、1. B　2. E　3. C　4. D　5. A

五、A　C　E　B　D

六、1. Look! She is with Mr Tiger.

关注微信公众号"教辅资料站"获取更多学习资料

2. Is it on your desk?
3. Where is the doll?
4. The pen is in the pencil box.
5. The book is on the chair.

七、1. Where; the dress
2. No; it isn't
3. What; in the box
4. Is the book; desk
5. Yes; she is

综合运用过关

八、略

Lesson 5　复习训练

重难点过关检测

词汇过关

一、1. bad　2. fun　3. sit　4. short　5. day

句型语法过关

二、1. B　2. C　3. C　4. C

三、1. us　2. put　3. your　4. is　5. animals

四、1. The fish can swim.
2. Let me put the doll in the box.
3. Let us play a game.
4. It's fun to walk in the sun.
5. Where is my blue dress?

五、1. What a　2. Is the fox; the box
3. What is　4. No; it isn't
5. What colour; your

六、1. C　2. B　3. D　4. E　5. A

七、E　C　F　A　B　D

综合运用过关

八、1. ×　2. ×
3. √ 点拨:从"What a fine day!"中得知。
4. √ 点拨:从"Can you run, Sarah?""Yes, I can."中得知。
5. × 点拨:从"It's fun in the sun."中判断。

Lesson 7　复习训练

重难点过关检测

词汇过关

一、1. C　2. C　3. B　4. C　5. A

句型语法过关

二、1. have　2. buns　3. noodles　4. table　5. make

三、1. B　2. C　3. C　4. A　5. A

四、1. What is on the table?
2. But my mum can.
3. Please have some bananas.
4. Can you see a plane?
5. How nice the cake is!

五、1. C　2. D　3. B　4. A　5. E

综合运用过关

六、1. C　2. B　3. D　4. E　5. A

七、1. √　2. √　3. ×　4. ×　5. √

Lesson 8　复习训练

重难点过关检测

词汇过关

一、

	2		3
1	b o y		s
	r		i
	o		s
	t		t
4	h e		e
	e		r
5	r u n		

1. boys　2. brother　3. sister　4. he　5. run

二、1. C D　2. B F　3. A E

句型语法过关

三、1. B　2. A　3. D　4. C

四、1. B
2. C 点拨:主语 That boy 属于第三人称单数,在一般现在时中,look like 需变为 looks like。
3. A　4. C
5. C 点拨:name 为名词,前面需用形容词性物主代词,故选 C。

五、1. She is my sister.
2. We are brother and sister.
3. His name is Pete.
4. Who is that boy?
5. She looks like her mother.

六、A→E→D→B→C→F

综合运用过关

七、1. C　2. F　3. A　4. G　5. E　6. H　7. B　8. D

Lesson 9　复习训练

重难点过关检测

词汇过关

一、

b	i	k	e	s	h	i
x	b	i	z	e	m	n
w	a	t	x	w	g	a
e	n	e	w	a	c	a
g	r	e	a	t	x	z
r	q	b	c	o	m	a
r	s	w	h	y	b	n

1. bike　2. kite　3. new　4. great　5. why

二、1. √　2. √　3. √　4. ×　5. ×　6. √

句型语法过关

三、1. B　2. C　3. B　4. A　5. B

四、1. Look! It is a toy bike.
2. I have an old bus.
3. Can you make a toy plane?
4. Please put down your book.
5. Let us ride a bike, OK?

五、1. Can you fly　2. Is it　3. What is
4. Who is　5. What's

六、1. B　2. D　3. E　4. C　5. A

综合运用过关

七、1. √ 点拨:从 **Andy**: Good! I have a new bike. 中得知。
2. × 点拨:从 I have a new bike. It's red. 中得知。
3. × 点拨:从 I have a toy tiger. 中得知。
4. √ 点拨:从 It's brown. 中得知。
5. √ 点拨:从最后两句中得知。

Lesson 10　复习训练

重难点过关检测

词汇过关

一、1. ×　2. ×　3. √　4. ×　5. ×

二、1. A　F　K
2. B　C　E
3. H　J　L
4. D　G　I

句型语法过关

三、1. D　2. C　3. B　4. A　5. E

四、1. A　2. B　3. A　4. B　5. C

五、1. Are you　2. Yes; it is
3. Can you ride　4. Not at
5. Is she your

六、1. E　2. D　3. A　4. B　5. C

综合运用过关

七、1. √ 点拨:从 **Tom**: I'm fine, thank you. 中得知。
2. × 点拨:从 **Eve**: I have a new bike. 中得知。
3. √ 点拨:从 **Tom**: OK. Is it cold today(今天)? **Eve**: No. It's warm. 中得知。
4. √ 点拨:从 **Tom**: Can you ride it? **Eve**: Yes, I can. 中得知。
5. √

Lesson 11　复习训练

重难点过关检测

词汇过关

一、1. √　2. ×　3. √　4. √　5. ×

二、1. come　2. Happy　3. Have　4. birthday
5. hungry

句型语法过关

三、1. B　2. D　3. E　4. A　5. C

四、1. C　2. B　3. A　4. C　5. B

五、1. How do you do?
2. Please have an egg.
3. Let us fly a kite.
4. I have two books.
5. I like apples and coke.

六、1. B　2. E　3. C　4. F　5. G　6. D　7. A

七、2　4　3　5　1　6

综合运用过关

八、1. B　2. A　3. A　4. A　5. B

方法点拨:此题用**细节理解法**解答。通过细读短文,再针对每个题从短文中找出相关句子,仔细对比句意内容,进行选择。如第 1 小题对应的原文是"Hello, my name is Jack. I am from China.",故选 B。

检测卷部分

月考卷一　Lessons 1 ~ 3　过关检测卷

听力材料:

一、1. where　2. skirt　3. dress　4. a red vest
5. Not at all.

二、1. How nice on a ship!
2. —What's this?　—It's a pig.
3. —Is that a panda?　—No, it's a tiger.
4. The dress is long.
5. I'm good at maths.

三、1. Glad to meet you again.
2. Thank you.
3. What colour is your bed?
4. Is that a deer?
5. What's that?

四、1. Sam is good at English.
2. The dress is short.
3. Wow! So many animals.
4. Let us make a plane.

关注微信公众号"教辅资料站"获取更多学习资料

5. You can help me.

答案：

一、1. B　2. A　3. B　4. C　5. A

二、1　5　3　4　2

三、1. B　2. A　3. B　4. A　5. B

四、1. English　2. short　3. animals　4. us　5. help

五、1. A　2. A　3. B　4. A　5. A

六、1. 去掉 x　where　2. 去掉 b　short

3. 去掉 z　like　4. 去掉 m　but

5. 去掉 l　then

七、maths：English　Chinese

tiger：rabbit　elephant　pig

make：let　help

vest：coat　dress　shirt

八、1. C　2. B　3. C　4. A　5. C

九、1. B　2. D　3. E　4. A　5. C

十、1. It is a nice vest.

2. It's a dress, and it's long.

3. Mr Pig's cap is black.

4. Is that a bear?

5. Glad to meet you again.

十一、1. √　**点拨：**由"My name is Mary."可知。

2. ×　**点拨：**由"Ted is my brother(弟弟)."可知。

3. ×　**点拨：**由"He is not good at Chinese."可知。

4. √　**点拨：**由"My mum likes dresses."可知。

5. ×　**点拨：**由"Mum makes a new dress for me. It's red."可知。

月考卷二 Lessons 4 ~ 6　过关检测卷

听力材料：

一、1. Let's play a game.

2. I am a fox. I'm bad.

3. Where is the red shirt?

4. Let me open the door.

5. Who is it?

二、1. This is my grandpa.

2. The boy can walk.

3. A ball is on the desk.

4. —Is it your book?　—Yes, it is.

5. Let me open the door.

三、1. Where is your hat?

2. What colour is your vest?

3. Let's run a race.

4. Are you Miss Li?

5. Who is it?

四、A：What's in the box?

B：It's a doll.

A：Is this my doll?

B：Yes, Lucy. It's for you.

A：What colour is it?

B：Let's open the box.

A：Wow! It's red. How nice! I like it. Thank you, Mum.

B：Not at all.

答案：

一、1. play a game　2. bad　3. shirt　4. door　5. Who

二、1. ×　2. √　3. ×　4. ×　5. √

三、1. A　2. A　3. B　4. A　5. B

四、1. √　2. ×　3. √　4. √　5. ×

五、1. 　2. 　3. 　4. 

5. 

六、1. two　2. sun　3. bed　4. ship　5. game

七、1. A　2. C　**点拨：**It is fun to do sth. 做某事是有趣的。

3. A　4. B　5. A

八、1. A；　us　**点拨：**let 后跟人称代词宾格。

2. B；　is　3. A；　What

4. B；　an　5. B；　bad

九、1. B　2. C　3. D　4. E　5. A

十、1. Let me open the door.

2. Where is my new pen?

3. A doll is in the box.

4. It is fun in the sun.

5. My grandma is not hungry.

十一、1. A　2. B　3. A　4. B　5. B

期中检测卷

听力材料：

一、1. The duck can walk.

2. The fox is on the box.

3. Qiqi is with Mr Li.

4. The coat is too short.

5. Let's make a bag.

二、1. Who is it?

2. It's me, Linda.

3. Open the door, Mary.

4. Hello, Linda. What a fine day!

5. Let's run a race.

三、1. Wow, so many dogs.

2. It's a new dress.

3. Glad to meet you again.

4. Is she with Miss Zhang?

5. It's a fine day.

四、Tom：Hi, Lily!

Lily：Hello, Tom!

Tom：I can't find my coat.

Lily：Let me help you. Is this your coat?

Tom：No, my coat is blue.

Lily：Look! There! It's on the chair.

Tom：Oh, yes. Thank you.

答案：

一、1. ×　2. √　3. √　4. ×　5. √

二、2　3　4　5　1

三、1. many　2. dress　3. again　4. she　5. day

四、1. B　2. A　3. B　4. B

五、1. vest　2. doll　3. run　4. That　5. little

六、1. elephant　2. but　3. grandma　4. English

5. Where

七、1. B　2. B　3. B　4. C　5. A

八、1. T　2. F　3. F　4. T　5. T

九、1. What a fine day!

2. My doll is in the bag.

3. Is that an elephant?

4. It's a skirt, but it's too short.

5. Sam is not good at English.

十、A　E　B　D　C　F / E　A　B　D　C　F

十一、1. B　2. A　3. A　4. A　5. B

月考卷三 Lessons 7 ~ 9　过关检测卷

听力材料：

一、1. It's a table.

2. Have some water, please.

3. —Can you fly a kite?　—Yes, I can.

4. —Who's she?　—She's my sister.

5. Please open your book.

二、1. Can you make a vest?

2. Where is the doll?

3. Who is that boy?

4. What's your name?

5. Please have an apple.

三、1. I look like him.

2. I have a new bike.

3. Is your kite in the sky?

4. Please have some cakes.

5. She is my little sister.

四、　Hello, I'm Tom. Look! This is a picture of my family. This is my father. He can make a bike. But we can't ride it. It's a toy bike. This is my mother. She can make buns and cakes. This is my sister Cindy. She is only three. She can't make anything. But she can play with me. I can make some toys for her.

答案：

一、1. √　2. ×　3. √　4. √　5. ×

二、1. A　2. B　3. A　4. B　5. A

三、1. like　2. bike　3. kite　4. some　5. sister

四、1. B　2. A　3. B　4. B　5. A

五、1—B　2—E　3—C　4—A　5—D

六、1. bike　2. table　3. kite　4. noodle　5. sister

七、1. A　2. B　3. C　4. C　5. C

八、1. C

2. A　**点拨：**can 是情态动词，后跟动词原形。

3. A　4. B　5. A

九、1. What is on the table?

2. She can make buns and noodles.

3. My little brother looks like me.

4. I have a nice kite.

5. Take out your book.

十、1. A　2. B　3. A　4. A　5. A

十一、1. √　2. √　3. ×　4. ×　5. √

月考卷四 Lessons 10 ~ 12 过关检测卷

听力材料：

一、1. It's so cold.

2. I am seven years old.

3. Close the door, please.

4. I can sing.

5. I'm happy.

二、1. Let's go home.

2. Come in, please.

3. Have a cake.

4. Some bananas for you.

5. Ride a bike.

三、1. Are you nine?

2. Is it warm?

关注微信公众号"教辅资料站"获取更多学习资料

3. Have a pear, please.
4. Can you fly a kite?
5. Who is that boy?

四、**Sam**: Hello, Mum!
Mum: Hello, Sam! Your nose is red. Is it cold today?
Sam: Yes, Mum. I'm so cold.
Mum: Oh, let me close the window.
Sam: Thank you, Mum.
Mum: Please have some hot water and noodles.
Sam: Thank you. I love you, Mum.

答案:

一、1. × 2. √ 3. × 4. √ 5. √

二、1. A 2. B 3. B 4. B 5. B

三、1. A 2. A 3. B 4. A 5. B

四、1. × 2. √ 3. × 4. √ 5. √

五、1. × 2. √ 3. × 4. √ 5. ×

六、1. 划掉 u;happy 2. 划掉 i;her
3. 划掉 y;close 4. 划掉 g;come
5. 划掉 y;sing

七、1. C 2. C 3. B 4. A 5. A

八、1. A 2. A 3. B 4. C 5. C

九、1. Let me get some apples for her.
2. It is Eve's birthday.
3. Are you seven, Eve?
4. Let's have the cake!
5. Your sister looks like your mother.

十、1. D 2. A 3. C 4. B 5. E

十一、1. √ 2. × 3. √ 4. × 5. √

期末检测卷

听力材料:

一、1. It's a bed. 2. I'm on a ship.
3. —How old are you? —I'm seven.
4. My little brother can fly a kite.
5. —Who's that boy? —He is Pete.
6. It's a dress. It's nice.
7. I like to walk in the sun.
8. Have some noodles.
9. —Is that a big pig? —No, it's an elephant.
10. I have a new bike.

二、1. I can help you.
2. Where is my book?
3. Please have a cake.
4. He is my brother.
5. I have a new bike.

三、1. Who is she?
2. Where is my book?
3. Is that an elephant?
4. I have a toy ship.
5. Is it cold?

四、**Cindy**: Hi, Tom! How are you?
Tom: I'm fine. Thank you, Cindy.
Cindy: Come in, please.
Tom: OK. What's on the table?
Cindy: Some cakes.
Tom: Wow! How nice!
Cindy: Please have one.
Tom: Thank you. Can you make cakes?
Cindy: No. But my mum can.
Tom: Wow! It's warm today. Let's play games.
Cindy: OK.

答案:

一、6 2 7 10 3 4 8 5 9 1

二、1. F 2. A 3. E 4. C 5. G

三、1. A 2. B 3. B 4. A 5. B

四、1. A **点拨**:由 Tom 的回答"I'm fine."可知 Tom 今天很好。
2. B **点拨**:由"What's on the table?"和"Some cakes."可知。
3. B **点拨**:由"Please have one."和"Thank you."可知。
4. A 5. B

五、1. Can 2. bike 3. We 4. not 5. hut

六、1. elephant 2. bed 3. grandma 4. seven
5. bike

七、1. A 2. C 3. B 4. A 5. A

八、1. B 2. D 3. E 4. C 5. A

九、1. Glad to meet you again.
2. Can you make cakes?
3. Let us go home.
4. Where is my red dress?
5. He is my little brother.

十、1. D 2. E 3. B 4. A 5. C

十一、1. √ 2. × 3. × 4. × 5. √

关注微信公众号"教辅资料站"获取更多学习资料

荣德基 主编

典中点®

综合应用创新题 典中点

活页检测卷

后附全书参考答案及点拨

三年级 英语

下 (KP版)

陕西新华出版传媒集团
陕西人民教育出版社

Lesson 1 I can help you

考点直通车

扫码听读

一、我要掌握的词汇

1.  me 我(宾格)
2. 

English 英语;英国的
3.  help 帮助
4. 

Chinese 语文
5. 

maths 数学
6. bad 坏的
7. again 再
8. glad 高兴的
9. be good at 擅长

二、我要掌握的句型

1. I am not good at English. 我不擅长英语。
2. I can help you. 我可以帮助你。
3. —Glad to meet you again. 很高兴再次见到你。
   —Me, too. 我也是。
4. That's OK. 不客气。

翻译达人秀

课文朗读

Let's talk

原 文	译 文
Hello, Miss Li! Glad to meet you again.	你好,李老师! 很高兴再次见到你。
Me, too.	我也是。
Hi, Eve! How are you?	嗨,伊芙! 你好吗?
I'm OK, thank you, and you?	我很好,谢谢你,你呢?
Not bad, thanks.	不错,谢谢。
I am not good at English.	我不擅长英语。
I can help you.	我可以帮助你。
Thank you.	谢谢你。
That's OK.	不客气。

新意典书店

关注微信公众号"教辅资料站"获取更多学习资料

考点突破营

1. I am not good at English. 我不擅长英语。

解析：be good at 意为“擅长”。在此句型中，at 后面可以接名词，动词的-ing 形式或代词等。句型结构：I am not good at + 名词 / 动词的-ing 形式 / 代词.

2. I can help you. 我可以帮助你。

解析：can 是情态动词，意为“可以；会”。can 的常用句型：①肯定句：主语 + can + 动词原形 + 其他. ②否定句：主语 + can't + 动词原形 + 其他. 例句：She can't speak English. 她不会讲英语。③一般疑问句：—Can + 主语 + 动词原形 + 其他？—Yes，主语 + can. / No，主语 + can't. 例句：—Can I wear your hat? 我可以戴你的帽子吗？—Yes，you can. / No，you can't. 是的，你可以。/ 不，你不可以。

3. Glad to meet you again. 很高兴再次见到你。

解析：若问候自己熟悉的人，但又有一段时间未见面，就可以使用该句子。

4. Me，too. 我也是。

解析：me 意为“我”，是 I 的宾格形式。too 表示“也”。当别人所陈述的肯定观点也同样适合自己时，不必重复别人完整的一句话，可以直接用“Me，too.”表示“我也是”。

易错点提示 在此结构中，要使用人称代词宾格“me”，而不能使用人称代词主格“I”。

5. That's OK. 不客气。

解析：当他人对我们表达谢意时，我们可以有礼貌地回答“That's OK.”。

Lesson 2 It's too short

考点直通车

扫码听读

一、我要掌握的词汇

1.  dress 连衣裙，女服

2.  skirt 女裙

3.  vest 背心

4.  coat 外套

5.  shirt 衬衫

6.  T-shirt T 恤衫

关注微信公众号“教辅资料站”获取更多学习资料

7. make 做

8. but 但是

9. then 那么

10. let 让

11. us 我们(宾格)

12. like 喜欢;像

13. short 短的,矮的

14. let's = let us 让我们

二、我要掌握的句型

1. It's a dress. 它是一条连衣裙。
2. It's long. 它是长的。
3. Thank you, but it's too short. 谢谢你,但是它太短了。
4. Then let's make a skirt. 那么让我们做成一件女裙吧。
5. —What colour is your dress? 你的连衣裙是什么颜色的? —It's red. 它是红色的。

翻译达人秀

课文朗读

Let's talk

原文	译文
What's this, Mum?	妈妈,这是什么?
It's a dress. It's for you.	它是一条连衣裙。它是给你的。
Thank you, but it's too short.	谢谢你,但是它太短了。
Too short? Then let's make a skirt.	太短了吗?那么让我们做成一件女裙吧。
Oh, a nice skirt. But Mum, it's too short.	噢,一条漂亮的女裙。但是妈妈,它太短了。
Too short? Then let's make a vest.	太短了吗?那么让我们做成一件背心吧。
A vest? Oh, it's a nice vest. I like it.	一件背心?噢,它是一件漂亮的背心。我喜欢它。

考点突破营

1. It's a dress. 它是一条连衣裙。

解析:这是一个用于介绍事物的陈述句。表示"事物名称"的词若读音以元音音素开头,冠词用 an;若读音以辅音音素开头,冠词用 a。句型结构:It's a / an + 事物名称.

关注微信公众号"教辅资料站"获取更多学习资料

2. It's long. 它是长的。

解析:这是一个描述事物特征的句型。其中 be 动词要随主语数的变化而变化,be 动词后面接描述事物特征的形容词。句型结构:主语 + be 动词 + 形容词.

易错点提示 当描述的事物是可数名词单数或不可数名词时,be 动词用 is;当描述的事物是可数名词复数时,be 动词用 are。

3. Thank you, but it's too short. 谢谢你,但是它太短了。

解析:此句中 too 意为"太,过于",修饰形容词或副词。

4. Then let's make a skirt. 那么让我们做成一件女裙吧。

解析:以 Let 开头的祈使句,用于向对方提出自己的建议。let's 意为"让我们",后面接动词(短语)原形。句型结构:Let's + 动词(短语)原形(+ 其他).

5. —What colour is your dress? 你的连衣裙是什么颜色的? —It's red. 它是红色的。

解析:问句用于询问物品的颜色。what colour 意为"什么颜色"。询问的对象不同,be 动词的形式也不同。如果询问的物品是可数名词复数,be 动词要用 are,回答时用"They're + 颜色. / 颜色."。

Lesson 3 Is that a pig?

扫码听读

考点直通车

一、我要掌握的词汇

1.  animal 动物

2.  ship 轮船

3.  elephant 大象

4. on 在……上

5. many 许多

6. there 在那里

7. where 在哪里

8. so 如此,那么;因此

关注微信公众号"教辅资料站"获取更多学习资料

二、我要掌握的句型

1. —Is this / that a big pig? 这/ 那是一只大猪吗?

   —Yes, it is. 是的,它是。/ No, it isn't. 不,它不是。

2. So many animals. 如此多的动物。

3. How nice on a ship! 在轮船上真好呀!

4. Oh, sorry. 噢,不好意思。

翻译达人秀

课文朗读

Let's talk

原 文	译 文
How nice on a ship!	在轮船上真好呀!
Wow! So many animals.	哇! 如此多的动物。
Is that a big pig?	那是一只大猪吗?
No, it isn't a pig. It's an elephant.	不,它不是一只猪。它是一头大象。
Look! Is that a frog?	看! 那是一只青蛙吗?
A frog? Where?	一只青蛙? 在哪里?
There!	在那里!
No, it's not a frog. It's a fish.	不,它不是一只青蛙。它是一条鱼。
Oh, sorry.	噢,不好意思。

考点突破营

1. —Is this / that a big pig? 这 / 那是一只大猪吗?

   —Yes, it is. 是的,它是。/ No, it isn't. 不,它不是。

   解析:问句是由 Is 开头的一般疑问句。this 指代离说话人较近的事物;that 指代离说话人较远的事物。问句中不定冠词 a 后面接可数名词的单数形式。句型结构:—Is this/that a/an + 某物? —Yes, it is. / No, it isn't.

2. So many animals. 如此多的动物。

   解析:many 意为"许多",后面跟可数名词的复数形式。

3. How nice on a ship! 在轮船上真好呀!

   解析:这是一个由 How 开头的感叹句。句型结构:How + 形容词/副词 + 其他!

4. Oh, sorry. 噢,不好意思。

   解析:此句中 sorry 表示道歉,意为"对不起;很抱歉"。

关注微信公众号"教辅资料站"获取更多学习资料

Lesson 4 Where is my doll?

考点直通车

扫码听读

一、我要掌握的词汇

1.  bed 床
2.  she 她
3.  doll 洋娃娃
4.  book 书
5.  bag 书包
6. 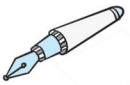 pen 钢笔
7. see 看见
8. with 和，用

二、我要掌握的句型

1. —Where is my doll? 我的洋娃娃在哪里？
   —It's in the box. 它在盒子里。
2. She is with Mr Frog. 她和青蛙先生在一起。

翻译达人秀

课文朗读

Let's talk

原文	译文
Where is my doll?	我的洋娃娃在哪里？
Is it on your bed?	它在你的床上吗？
No.	没有。
Look! It's in the box.	看！它在盒子里。
Oh, yes, thank you.	噢，是的，谢谢你。
I can't see Miss Fox. Where is she?	我看不见狐狸小姐。她在哪里？
Is she with Mr Dog?	她和狗先生在一起吗？
No.	没有。
Look! She is with Mr Frog.	看！她和青蛙先生在一起。
Oh, yes.	噢，是的。

荣德典中点

关注微信公众号“教辅资料站”获取更多学习资料

考点突破营

1. —Where is my doll? 我的洋娃娃在哪里？ —It's in the box. 它在盒子里。

解析：问句可用于询问某个物品的位置，是由 Where 开头的特殊疑问句。where 意为“在哪里”，用来询问某人或某物所处的位置。where is 可以缩写为 where's。答语中的 It's 是 It is 的缩写形式，It 用于指代前面提到的物品。句型结构：—Where is ＋物品（单数）？ —It's＋表示地点的介词短语.

2. She is with Mr Frog. 她和青蛙先生在一起。

解析：with 的多种含义：

含义	例句
和……在一起	I'm happy with you. 和你在一起我很高兴。
随着	The weather changes with the season. 天气随着季节而变化。
用；以	He writes with a pen. 他用钢笔写字。
有；带有；具有	Mike is a little boy with glasses. 迈克是一个戴着眼镜的小男孩儿。
关于；对于	What's the matter with John? 约翰怎么了？
因为；由于	The poor girl is trembling with cold. 这个可怜的女孩儿因为寒冷而发抖。

Lesson 5 Let's run a race

考点直通车

扫码听读

一、我要掌握的词汇

1.  sun 太阳

2.  run 跑

3.  play 玩；戏剧

4.  game 游戏

5.  two 二

6. 

race 赛跑

关注微信公众号“教辅资料站”获取更多学习资料

7.  walk 走

8.  jump 跳

9.  swim 游泳

10. day 白天,日子

11. fun 乐趣

12. run a race 赛跑　13. play a game 做游戏　14. stand up 起立　15. sit down 坐下

二、我要掌握的句型

1. What a fine day! 多好的天气呀!　2. Let's play a game. 让我们做游戏吧。

课文朗读

翻译达人秀

Let's talk

原文	译文
What a fine day!	多好的天气呀!
It's fun in the sun. Let's play a game.	在阳光下是有趣的。让我们做游戏吧。
OK.	好的。
Let's run a race.	让我们赛跑吧。
OK.	好的。
One, two, run!	一、二、跑!
Come on! Come on! Run, run, run!	加油! 加油! 跑,跑,跑!

考点突破营

1. What a fine day! 多好的天气呀!

解析:这是一个由 What 开头的感叹句。what 开头的感叹句主要有以下两种形式:(1)What a/an + 形容词 + 可数名词单数(+ 主语 + 谓语)! 例句:What a fine day it is! 多么晴朗的一天啊!(2)What + 形容词 + 可数名词复数/不可数名词(+ 主语 + 谓语)! 例句:What kind women they are! 她们是多么友好的女人啊!

2. Let's play a game. 让我们做游戏吧。

解析:这是一个由 Let's 开头的祈使句,其后跟动词原形。

关注微信公众号"教辅资料站"获取更多学习资料

课时同步知识梳理

Lesson 1 I can help you

一、英汉互译。

1. 再 _____
2. 我（宾格） _____
3. 坏的 _____
4. 语文 _____
5. 帮助 _____
6. 英语；英国的 _____
7. 数学 _____
8. glad _____

二、翻译下列句子。

1. 再次见到你很高兴。
2. 我也是。
3. 你好吗？
4. 我很好，谢谢你，你呢？
5. 不错，谢谢。
6. 我不擅长英语。
7. 我可以帮你。
8. 不客气。

获德典中学

关注微信公众号“教辅资料站”获取更多学习资料

Lesson 2 It's too short

一、英汉互译。

1. 连衣裙，女服 _____
2. 但是 _____
3. 短的，矮的 _____
4. 那么 _____
5. 让 _____
6. 我们（宾格）_____
7. 做 _____
8. 女裙 _____
9. 喜欢；像 _____
10. vest _____
11. 外套 _____
12. 衬衫 _____

二、按要求写单词。

1. long（反义词）_____
2. new（反义词）_____
3. let's（完整形式）_____

三、翻译下列句子。

1. 这是什么？

2. 它是一条连衣裙。

3. 它是短的。

4. 那么让我们做一条女裙吧。

5. 但是它太短了。

6. It's for you.

7. Miss Cat's hat is white.

8. —Is it old? —Yes, it is.

未经典中识

关注微信公众号“教辅资料站”获取更多学习资料

Lesson 3 Is that a pig?

一、英汉互译。

1. 在……上 _____
2. 轮船 _____
3. 许多 _____
4. 动物 _____
5. 大象 _____
6. 在哪里 _____
7. 在那里 _____
8. 熊猫 _____
9. 兔子 _____
10. 鹿 _____
11. 老虎 _____
12. 熊 _____
13. so _____

二、翻译下列句子。

1. 在轮船上真好呀！

2. 如此多的动物。

3. ——那是一只大猪吗？

——不，它不是一只猪。它是一头大象。

4. 噢，对不起。

5. 你是一只老虎吗？

6. A frog? Where?

7. Are you a panda?

8. No, I'm a rabbit.

荣德基中学

关注微信公众号“教辅资料站”获取更多学习资料

Lesson 4 Where is my doll?

一、英汉互译。

1. 床 _____
2. 看见 _____
3. 她 _____
4. 和，用 _____
5. doll _____
6. 书包 _____
7. 钢笔 _____
8. 书 _____

二、翻译下列句子。

1. 我的洋娃娃在哪里？

2. ——它在你的床上吗？

——不，它没在。

3. 她和狗先生在一起。

4. 我没有看到狐狸小姐。

5. 洋娃娃在盒子里。

荣德典中学

关注微信公众号“教辅资料站”获取更多学习资料

Lesson 5 Let's run a race

一、英汉互译。

1. 白天，日子 _____
2. 太阳 _____
3. 玩；戏剧 _____
4. 游戏 _____
5. 跑 _____
6. 二 _____
7. 跳 _____
8. 游泳 _____
9. 走 _____
10. fun _____
11. race _____

二、汉译英。

1. 做游戏 _____
2. 赛跑 _____
3. 起立 _____
4. 坐下 _____

三、翻译下列句子。

1. 多么美好的一天啊！

2. 在阳光下是有趣的。

3. 让我们赛跑吧。

4. 加油！加油！

荣德典中店

关注微信公众号“教辅资料站”获取更多学习资料

Lesson 7 Can you make cakes?

一、汉译英。

1. 桌子_____
2. 一些_____
3. 蛋糕_____
4. 有，吃_____
5. 面条_____

二、翻译下列句子。

1. ——桌子上是什么？

——一些蛋糕。

2. 噢，好香啊！

3. 请吃一个。

4. ——你会做蛋糕吗？

——不，我不会。

5. 但是我妈妈会。

荣德典中点

关注微信公众号“教辅资料站”获取更多学习资料