教辅资料站
电子教辅 试卷练习
知识总结 备课资源
扫码关注获取更多学习资料

荣德基 主编

中国品牌创新发展工程
推荐品牌

典中点®

综合应用创新题 典中点

一本在做题中教会你学习方法的书



四年级英语上

(PEP版) 按100:1 配赠教师用书

（三年级起点）

内含 基础默写卡 名师划重点

微信扫一扫 在线视频学

经典好题·精妙点拨

吉林教育出版社

扫码，享受您的专属服务

教师专属福利

让您教学更轻松

1. PPT版教学**课件** “预”“授”“练”“考”全环节，个性可改。
2. 点典**教案** PDF版和Word版。
3. 备课资料包 图文资料、音视频素材、拓展阅读、说课稿，一应俱全。
4. 课文朗读音视频
5. 听力测试音频
6. Word版**试题库** 《典中点》《好卷》中好题、新题任你用。

惊喜活动等您来

7. 荣德基图书免费领 样书直接到您手。
8. 反馈问题得好礼 反馈图书质量问题，荣德基图书免费用。
9. 分享资源得好礼 邀您投递研究成果、优质资源、好题好卷，惊喜回报等您拿。
10. 诚邀加盟 诚邀您加盟中国品牌创新发展工程推荐品牌《点拨》《典中点》编委会。

学生·家长助力服务

1. 重难点知识**微课** 识字微课、阅读微课、习作微课、方法微课、口语交际微课。
2. 《典中点》“极速提分法”习题**微课**
3. 《好卷》附加题精讲**微课**
4. 写字**微课** 笔顺笔画演示、写字方法指导。
5. 音视频 课文朗读、词语报听写、推荐阅读。

家校联动

荣德基老师做客央视《对话新时代》栏目



主持人朱迅对荣德基老师说：

作为家长，最希望的是能买到对的书，因为孩子的学习精力特别有限，如果对孩子是非常有帮助的教辅，我们家长都愿意递到他们手中。

十年树木，百年树人。有情怀的人才可以做“教育”。

扫描二维码
观看现场视频

关注微信公众号“教辅资料站”获取更多学习资料

荣德基 主编

典中点®

综合应用创新题 典中点

一本在做题中教会你学习方法的书



四年级 英语

上（PEP 版）

本册主编：孙亚楠　杨丽帆　马素丽

微信公众号
教辅资料站

吉林教育出版社

关注微信公众号“教辅资料站”获取更多学习资料

目录



Unit 1 My classroom

课时练 1	Part A Let's talk ~ Let's play	1
课时练 2	Part A Let's learn ~ Let's do	2
课时练 3	Part A Let's spell	3
培优练	周末主题素养练（一）	4
课时练 4	Part B Let's talk ~ Let's play	6
课时练 5	Part B Let's learn ~ Colour and say	7
课时练 6	Part B Read and write ~ Let's sing	8
课时练 7	Part C Story time	9
培优练	周末主题素养练（二）	10

Unit 2 My schoolbag



课时练 1	Part A Let's talk ~ Let's play	12
课时练 2	Part A Let's learn ~ Let's do	13
课时练 3	Part A Let's spell	14
培优练	周末主题素养练（一）	15
课时练 4	Part B Let's talk ~ Let's play	17
课时练 5	Part B Let's learn ~ Draw and say	18
课时练 6	Part B Read and write ~ Let's sing	19
课时练 7	Part C Story time	20
培优练	周末主题素养练（二）	21

Unit 3 My friends



课时练 1	Part A Let's talk ~ Let's play	23
课时练 2	Part A Let's learn ~ Let's chant	24
课时练 3	Part A Let's spell	25
培优练	周末主题素养练（一）	26
课时练 4	Part B Let's talk ~ Let's play	28
课时练 5	Part B Let's learn ~ Say and draw	29
课时练 6	Part B Read and write ~ Let's sing	30
课时练 7	Part C Story time	31
培优练	周末主题素养练（二）	32

Recycle 1

阶段复习练	Units 1 ~ 3	34

Unit 4 My home



课时练 1	Part A Let's talk ~ Let's play	36
课时练 2	Part A Let's learn ~ Let's do	37
课时练 3	Part A Let's spell	38
培优练	周末主题素养练（一）	39
课时练 4	Part B Let's talk ~ Ask, answer and write	41
课时练 5	Part B Let's learn ~ Let's play	42
课时练 6	Part B Read and write ~ Let's sing	43
课时练 7	Part C Story time	44
培优练	周末主题素养练（二）	45

微信公众号 教辅资料站

关注微信公众号“教辅资料站”获取更多学习资料

Contents



Unit 5 Dinner's ready

课时练 1	Part A Let's talk ~ Let's survey	47
课时练 2	Part A Let's learn ~ Let's play	48
课时练 3	Part A Let's spell	49
培优练	周末主题素养练（一）	50
课时练 4	Part B Let's talk ~ Let's play	52
课时练 5	Part B Let's learn ~ Let's do	53
课时练 6	Part B Read and write ~ Let's sing	54
课时练 7	Part C Story time	55
培优练	周末主题素养练（二）	56



Unit 6 Meet my family!

课时练 1	Part A Let's talk ~ Let's count	58
课时练 2	Part A Let's learn ~ Let's play	59
课时练 3	Part A Let's spell	60
培优练	周末主题素养练（一）	61
课时练 4	Part B Let's talk ~ Draw and say	63
课时练 5	Part B Let's learn ~ Let's play	64
课时练 6	Part B Read and write ~ Let's sing	65
课时练 7	Part C Story time	66
培优练	周末主题素养练（二）	67

Recycle 2

阶段复习练	Units 4 ~ 6	69

基础默写卡

Unit 1 基础默写卡
- Part A ····· 71
- Part B ····· 71

Unit 2 基础默写卡
- Part A ····· 72
- Part B ····· 72

Unit 3 基础默写卡
- Part A ····· 73
- Part B ····· 73

Unit 4 基础默写卡
- Part A ····· 74
- Part B ····· 74

Unit 5 基础默写卡
- Part A ····· 75
- Part B ····· 75

Unit 6 基础默写卡
- Part A ····· 76
- Part B ····· 76

赠 活页检测卷（见夹卷第7 ~ 38页）

Unit 1 达标检测卷
Unit 2 达标检测卷
Unit 3 达标检测卷
期中检测卷
Unit 4 达标检测卷
Unit 5 达标检测卷
Unit 6 达标检测卷
期末检测卷

参考答案及点拨（见夹卷）

微信公众号 教辅资料站

关注微信公众号“教辅资料站”获取更多学习资料

题有千变万化 我有妙法拆招

——本书题型解题方法示例

小学《典中点》英语再度全新升级，为大家带来了解题良方——解题的方法。有方法，解题快，不丢分！更多绝招请大家在书中寻找哦。



书面表达

综合能力题

阅读理解
完形填空
补全对话

六、Zhang Peng的朋友在向他介绍自己的书包。请读一读,帮Zhang Peng判断下面各题是(T)否(F)正确。

Look! This is my new schoolbag. It's big. It's blue and white. I have an English book,a Chinese book,a maths book,three notebooks and...

(　　) 1. My schoolbag is small.

【找关键词法】

方法点拨：本题用找关键词法解答。

文中描述书包用的是big,题目中是small,故此题错误。

词汇题

三、选出不同类的一项。　【归类记忆法】

(　　) 1. A. blackboard　B. fan　C.good

(　　) 2. A. me　B. us　C. wall

(　　) 3. A. clean　B. help　C. me

(　　) 4. A. floor　B. dog　C. wall

(　　) 5. A. help　B. what　C. let

方法点拨：本题用归类记忆法解答。

即首先读单词，理解其词义和词性，然后根据其词义或词性进行分类记忆，如第1小题的A选项意为“黑板”，B选项意为“电扇”，C选项意为“好的”，故第1题选C。

句子题

句子翻译
选词填空
句意填空

二、读句子,选择正确的词汇填空。　【问答一致法】

What's　Who　Where　What colour

1. —_____ is my book?
—It's under the desk

方法点拨：本题用问答一致法解答。

即问句和答语保持一致。题1答语说的是位置，所以问句中要选疑问词where。

单项选择题

听力题

听 四、听录音,按你所听内容的顺序用数字给下列图片排序。【三步两遍听音法】



(　　)



(　　)

听力训练

方法点拨：本题用三步两遍听音法解答。

第一步：看题、看图，弄懂题目要求和图片意思。第二步：第一遍听音，注意捕捉关键信息，边听边给图片标序号。第三步：第二遍听音，检查序号是否正确。

关注微信公众号“教辅资料站”获取更多学习资料

Unit 1 My classroom

课时练 1 Part A Let's talk~Let's play

一、根据图片选择正确的选项。

( ) 1. 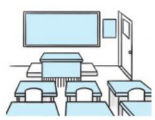

A. We have a new classroom.

B. We have a new school.

( ) 2. 

A. What's on your desk?

B. What's on your chair?

( ) 3. 

A. The picture is near the window.

B. The picture is near the map.

( ) 4. 

A. Let's go to school.

B. Let's go home.

二、单项选择。

( ) 1. —_____is my chair?

—It's _____the window.

A. What; in B. Where; in

C. Where; near

( ) 2. Let's go _____ see.

A. and B. with C. on

( ) 3. Zhang Peng and Sarah _____ a new classroom. 【主谓一致法】

A. have B. has C. is

( ) 4. I see _____ "d".

A. a B. an C. and

( ) 5. —_____under your chair?

—It's a ball.

A. Where B. What

C. What's

三、Chen Jie 和 Mike 正在谈论他们的新教室，但是对话顺序被打乱了，请你帮忙排列一下。

( ) Really? What's in it?

( ) Me too.

( ) Let's go and see.

( ) Hello, Mike. We have a new classroom.

( ) Chen Jie, where is my seat（座位）?

( ) Wow, it's so big. I like it.

( ) Look, it's near the window.

听 四、听录音，看图，判断所听的句子是否正确，正确的圈 Yes，错误的圈 No。

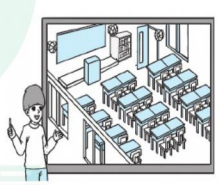

听力训练

1. Yes No 2. Yes No

3. Yes No 4. Yes No

关注微信公众号“教辅资料站”获取更多学习资料

课时练 2 Part A Let's learn~Let's do

一、核心素养练

我会将词汇归类记忆。读一读，选择与下列单词不同类的一项。

( ) 1. A. open B. close C. door
( ) 2. A. classroom B. desk C. chair
( ) 3. A. picture B. under C. near
( ) 4. A. window B. clean C. door
( ) 5. A. big B. new C. light

二、根据图片和句意填写单词。

1. Please open the _____.



2. I can see four _____ in the room.



3. Let me clean the _____.



4. Put up the _____.



5. Your desk is near the _____.



三、给下列图片选择相应的句子。



_____



_____



_____



_____



_____

A. Turn on the light.
B. Open the door.
C. Clean the blackboard.
D. Close the window.
E. Put up the picture.

四、阅读对话， 给人物选择相应的活动并打钩。

It's time for school. Students go to school in the morning.

Wu Yifan: Good morning! Let's go to the classroom together!
Chen Jie: Let me open the door!
Zhang Peng: OK.
Oliver: Let me turn on the light.
Mike: Let me clean the blackboard.
Amy: It's not cold today. Let me open the window.
Students: Good morning, Miss White!
Miss White: Wow! It's nice and clean. Good job!

				
Mike				
Oliver				
Chen Jie				
Amy				

微信公众号 教辅资料站

关注微信公众号“教辅资料站”获取更多学习资料

课时练 3 Part A Let's spell

一、看图，选词填空。

cap name face map

1. Touch your _____.



2. My _____ is John.



John

3. I have a _____.



4. Look at the _____.



二、小蝌蚪找妈妈。 将发音规律相同单词的序号填入相应的方框内。

（青蛙一）
cap

（青蛙二）
cake

小蝌蚪：A. name B. cat C. map
D. face E. hat F. hate
G. dad H. date I. fate
J. fat

三、小小练兵场。 选择合适的一项填在题前括号内。

( ) 1. We have six new _____.
A. light B. lights
C. the light

( ) 2. —Where is my picture?
—_____
A. It's near the door.
B. It's beautiful.
C. It's a picture.

( ) 3. _____ go and see.
A. Let B. let's C. Let's

( ) 4. _____ the window.
A. Put up B. Close
C. Turn on

( ) 5. What's _____ the classroom?
A. under B. of C. in

四、阅读小能手。 Sarah 正在介绍她的新教室，请你帮忙判断下列说法是否正确，正确的打√，错误的打 ×。

Hi, I'm Sarah. We have a new classroom. It's very big. You can see two blackboards, one computer（电脑）, many desks and chairs. Three pictures are on the wall. They're nice. The windows are blue. The floor is brown. The door is yellow. My seat（座位）is near the window. I like my classroom.

( ) 1. Sarah's classroom is small.
( ) 2. You can see one computer.
( ) 3. The windows are yellow.
( ) 4. There are two blackboards in the classroom.
( ) 5. Sarah's seat is near the door.

微信公众号 教辅资料站

关注微信公众号“教辅资料站”获取更多学习资料

培优练 周末主题素养练（一）

主题素养感悟

主话题 谈论新教室及物品位置。

知识点

物品名称	方位介词	重要句式
classroom, window, blackboard, light, picture, door	in, on, under, near	What's in the classroom? Let's go and see. Where is...? It's in/on/under/near/...

能力素养 能够准确认识教室里常见物品的英语名称，并能够使用方位介词简单描述其位置。

趣听练

听力训练

一、Sarah 和 Zhang Peng 正在谈论他们的新教室，听一听，选出你所听到的单词或词组。

（　　）1. A. school　B. classroom　C. room

（　　）2. A. picture　B. computer　C. teacher

（　　）3. A. door　B. floor　C. doll

（　　）4. A. window　B. wall　C. wow

（　　）5. A. teacher's desk　B. teachers' office　C. teachers' room

二、班里来了一位新同学 Lucy，Sarah 正带着她熟悉教室和同学们，按听到的先后顺序给下列图片排序。





_____　_____





_____　_____

三、Lucy 回到家，跟她的妈妈介绍新学校的情况，听一听，找出和 Lucy 的介绍内容相符的一项。 【关键词搜寻法】

（　　）1. A. Lucy's new classroom is small.
B. Lucy's new classroom is big.

（　　）2. A. There are twenty chairs in the classroom.
B. There are twelve chairs in the classroom.

（　　）3. A. There is a computer in the teacher's desk.
B. There is a computer on the teacher's desk.

（　　）4. A. Lucy's friend is Sarah.
B. Lucy's friend is Amy.

趣读写

四、同学们来到了新教室，看看他们都在干什么，请结合图片，将句子补充完整。

1. Open the _____.



微信公众号 教辅资料站

关注微信公众号“教辅资料站”获取更多学习资料

2. Turn on the _____.



3. Close the _____.



4. Put up the _____.



5. Clean the _____.



五、Sarah 正在给朋友看新教室的照片，请读一读，判断下列信息是否正确，正确的写 T，错误的写 F。

Look! This is my new classroom. It's very big. There are two doors. The doors are orange. The walls are white. There are two beautiful pictures on the wall. There are eight blue lights. The blackboard is black. The shelf is near the blackboard. There are many books on the shelf. There are nineteen desks and chairs. They are brown. There are many classmates in the classroom. They are reading books.

My classroom is very nice and clean. I like my classroom.

(　　) 1. There are two yellow doors.
(　　) 2. The pictures are on the wall.
(　　) 3. The lights are blue.
(　　) 4. The books are on the desks.
(　　) 5. My classroom is big and clean.

六、Sarah 正在和新朋友玩句子游戏。请读一读，看一看，根据例句，用给出的词仿写句子。

例：We have a new classroom.
(I, friend)
I have a new friend.

1. What's in the classroom?
(under, desk)

_____

2. It's near the window. (on, wall)

_____





七、你能向新朋友介绍一下你的教室吗？请试试看，根据图片提示，仿照例句来说一说吧。

例：

_____

提示词：(classroom, picture, on)
—What's in the classroom?
—A picture. It's on the wall.

1. 

提示词 (desk, book, near)

2. 

提示词 (room, apple, on)

微信公众号 教辅资料站

关注微信公众号“教辅资料站”获取更多学习资料

课时练 4 Part B Let's talk~Let's play

一、看图，选择正确的句子。

( ) 1. 

A. Let me clean the teacher's desk.

B. Let me clean the window.

( ) 2. 

A. Let's clean the window.

B. Let me clean the door.

( ) 3. 

A. This is my classroom.

B. This is my school.

( ) 4. 

A. My picture is near the window.

B. My picture is on the blackboard.

二、选择合适的单词补全句子。

1. Let's _____ (clean, cleans) the blackboard.
2. Let _____ (I, me) clean the window.
3. _____ (Close, Closing) the door, please.
4. Thank _____ (your, you) very much.

三、情景选择。

( ) 1. 当你的同学 Amy 建议大家一起打扫教室时，她说：

A. Let's clean the desks and chairs.

B. Let's clean the classroom.

( ) 2. 小明找不到他的书包，他问小红，应该用英语这样说：

A. What's in my schoolbag?

B. Where's my schoolbag?

( ) 3. 小红告诉小明他的书包在椅子下面，应该用英语这样说：

A. It's under the chair.

B. It's near the chair.

( ) 4. Mike 一个人拎不动水桶，Zhang Peng 上前对他说：

A. Excuse me.

B. Let me help you.

( ) 5. 当你看到新教室特别大时，你会说：

A. It's so beautiful.

B. It's so big.

听 四、新学期刚开始，同学们都要进行一场大扫除，听一听，大家都在做什么吧？将人物与对应的短语连起来。

听力训练



clean the teacher's desk



clean the blackboard



clean the windows

微信公众号 教辅资料站

课时练 5 Part B Let's learn~Colour and say

一、选出不同类的一项。 【归类记忆法】

( ) 1. A. blackboard B. fan C. good

( ) 2. A. me B. us C. wall

( ) 3. A. clean B. help C. me

( ) 4. A. floor B. dog C. wall

( ) 5. A. help B. what C. let

二、根据图片和句意填写词汇。

1. Where is the _____?



2. The _____ is blue.



3. There is a window in the _____.



4. Let me clean the _____

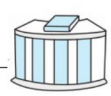

5. The desk is on the _____.



三、读一读，将正确的选项写在题前括号里。

( ) 1. The _____ are blue. 【主谓一致法】

A. floor B. wall C. doors

( ) 2. —This is the new classroom.

—_____

A. Wow, it's so big.

B. Oh, the door is orange.

C. Let me clean the windows.

( ) 3. —Where is the computer?

—_____

A. It's on the teacher's desk.

B. It's on the floor.

C. It's on the light.

( ) 4. Look, the fan _____ yellow.

A. are B. am C. is

( ) 5. The desks _____ green.

A. am B. are C. is

四、学校要粉刷教室，请根据 Mike 设计的方案，帮他将教室内的物品涂上相应的颜色吧！

Look at this picture. I have a classroom. It is big and clean. Look! The walls are blue. There is a fan. It's blue, too. There is also a big window in the wall. It's white. The curtain（窗帘）is yellow. The door is red. The blackboard is black. The teacher's desk is orange. We have forty desks and chairs. They are green. I like my classroom.



关注微信公众号“教辅资料站”获取更多学习资料

课时练 6 Part B Read and write~Let's sing

一、根据图片提示，选词填空。

door windows
chair wall desk

1. The schoolbag is on the _____.



2. This is a yellow _____.



3. —What's in the classroom?
—Four _____.

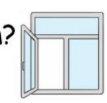

4. It's a white _____.

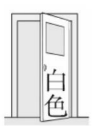

5. The _____ is white and blue.



二、小伙伴们正在玩游戏。根据图片内容完成游戏。请读一读，帮助他们选择正确的句子补全对话吧。

A: 1. _____
B: It's on the floor.
A: 2. _____
B: It's on the desk.
A: 3. _____
B: It's under the book.
A: 4. _____
B: Yes, it is.
A: 5. _____
B: Oh, I see three.



A. Where is the book?
B. Where is the desk?
C. Where is the ruler?
D. How many pencils do you see?
E. Is the pen near the book?

三、阅读小能手。

We have a new classroom. It's very nice. You can see two blackboards, a new computer, three red fans, eight lights, many desks and chairs. The windows are orange. The four walls are green. The door is yellow. My seat is near the teacher's desk. It's yellow, too.

（一）判断句子正（T）误（F）。

(　　) 1. Our classroom is nice.
(　　) 2. We have three fans and six lights.
(　　) 3. The walls are green.
(　　) 4. The windows are yellow.
(　　) 5. My seat is near the door.

（二）根据短文内容，给下列图片涂色。









微信公众号 教辅资料站

关注微信公众号“教辅资料站”获取更多学习资料

课时练 7 Part C Story time

课内阅读对点练

一、请根据课本中“Story time”的故事完成以下任务。

（一）请根据故事内容判断正（T）误（F）。

(　　) 1. There is a bee in the classroom.

(　　) 2. The bee is on the light.

(　　) 3. The bee is on the desk.

(　　) 4. The bee is on the wall.

(　　) 5. There's a bee on the blackboard.

（二）根据故事内容完成以下蜜蜂移动线路。

1. There's a bee in our _____.



2. —Where is it?
—It's _____ the _____.



3. —Where is it now?
—It's _____the _____.



4. Look! It's _____ the _____ now.



5. Oh! There is a bee _____the _____.



拓展阅读提升练

二、阅读对话，选择正确的答案。

A: I have a big apple.

B: Oh, it is nice.

A: Let's eat it! Oh, no! There is a worm on it. The worm can eat the apple!

B: Where is it now?

A: It's under the apple now.

B: Look, it is moving. Where is the worm now?

A: It's in the apple! Oh, no!

B: Cut the apple. Get the worm and put it on the floor. Then it can't eat your apple.

A: Oh, yes!

(　　) 1. A worm is _____.

A. 　B. 　C. 

(　　) 2. They want to（想要）_____.

A. eat the apple together

B. put the worm on the apple

C. eat the worm

(　　) 3. The worm can _____.

A. clean the apple

B. like the apple

C. eat the apple

(　　) 4. The worm goes _____ the apple.

A. on, under then in

B. in, on then under

C. under, in then on

(　　) 5. They will（将要）put the worm _____.

A. in the apple

B. on the apple

C. on the floor

微信公众号 教辅资料站

关注微信公众号“教辅资料站”获取更多学习资料

培优练 周末主题素养练(二)

主题素养感悟

- **主话题** 描述教室中各种物品的颜色；提出行动建议并作出正确反应。
- **知识点**

物品名词	行动动词	重要句式
teacher's desk, computer, fan, wall, floor	clean, help	Let's clean the classroom. Let me clean the teacher's desk . OK. Let me help you.

- **能力素养** 能够流利地谈论新教室及提出行动建议并作出正确反应。
- **文化素养** 能够礼貌地对请求、道歉等行为作出恰当反应；具有讲卫生、爱整洁的意识。

趣听练

听力训练

一、Amy 给自己的房间重新粉刷了一下。请听一听，写出对应物品的颜色。




1. _____ 2. _____


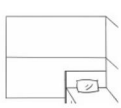

3. _____ 4. _____

二、Amy 带同学去她的新房间参观，听一听，下面图片与 Amy 的描述一致吗？一致写 T，不一致写 F。

( ) 1. 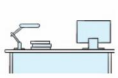 ( ) 2. 

( ) 3.  ( ) 4. 

( ) 5. 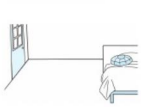

三、David 针对新教室提出了很多问题和行动建议，你来帮 Amy 找到合理的回应吧。

( ) 1. A. OK. B. Yes, I can.
C. I don't know.

( ) 2. A. It's red.
B. It's near the window.
C. It's nice.

( ) 3. A. It's a fan. B. It's a book.
C. It's a pen.

( ) 4. A. Sorry. B. Of course.
C. Thank you.

四、Amy 和 John 准备打扫新教室，请将他们与各自负责打扫的设施连线。




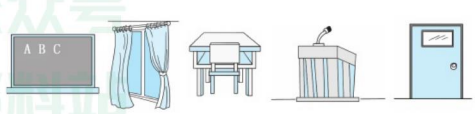

微信公众号 教辅资料站

关注微信公众号“教辅资料站”获取更多学习资料

趣读写

五、David 正在向我们展示他的教室，请读一读，完成下面给出的任务。

Welcome to my classroom! Look! There are many desks and chairs in my classroom. And my desk is over there. My name is on it. This is the teacher's desk. There are two books and a computer on it. There are two fish in the fish bowl（鱼缸）. There is a blackboard. My teacher writes our homework on it. There is a round clock above（在……上面）the door. It tells us the time. My classroom is big and beautiful.

任务一：根据 David 的介绍顺序，用数字给下列图片排序。




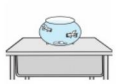

(　　)　　(　　)　　(　　)




(　　)　　(　　)

任务二：补全下列句子，将答案写在横线上（每空一词）。

1. My name is _____.
2. There are two books and a computer on the _____ _____.
3. The _____ tells us the time.

六、看图，根据示例仿写句子。



例：—Where is the schoolbag?
　　—It's in the desk.

1. —Where is the _____? （对椅子提问）
　—It's _____.
2. —Where is the _____? （对风扇提问）
　—_____
3. —_____（对墙上的图画提问）
　—_____

趣说练

口语测评

七、请以“Look, this is my classroom.”为开头，描述这间教室，要尽量说出教室里都有什么，它们所在的位置以及相应的颜色。

需要描述的物品：blackboard　fan　light　window　teacher's desk　door　picture…

可能用到的颜色：yellow　pink　black　green　blue　orange…

可能用到的方位介词：in　on　under　near…

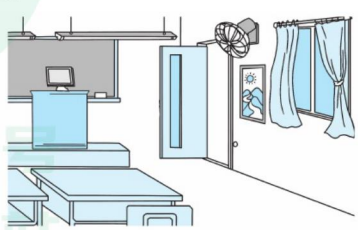

微信公众号 教辅资料站

关注微信公众号“教辅资料站”获取更多学习资料

Unit 2 My schoolbag

课时练 1 Part A Let's talk~Let's play

一、火眼金睛， 给下列单词或词组选择相应的图片， 将序号写在下面的括号里吧！

1. panda ( ) 2. schoolbag ( ) 3. English book ( )

4. eraser ( ) 5. maths book ( ) 6. storybook ( )

A. 

B. 
C. 

D. 

E. 

F. 

二、选择正确的答案，将序号填入题前括号里。

( ) 1. _____ in your hand?
A. What B. What's C. Where's

( ) 2. It's _____ eraser.
A. an B. a C. /

( ) 3. My new schoolbag is red ____ ____ yellow.
A. or B. a C. and

三、用数字给这些可爱的小猫排排队吧！

( )  Hi, Mike. I have a new pencil box.

( )  Look! It's blue and white.

( )  A pen, a ruler and an eraser.

( )  Really?

( )  Wow! It's nice. What's in it?

四、Mike 和 Jim 在谈论新书包，请你选择合适的选项帮他们完成对话。

Mike: Hello, Jim! 1. _____

Jim: Really? What colour is it?

Mike: 2. _____Oh, it's too heavy.

Jim: 3. _____

Mike: Some English books and some notebooks.

Jim: 4. _____

Mike: Too many to count（数数）.

Jim: 5. _____

Mike: Sure, here you are.

A. I have a new schoolbag.
B. What's in your schoolbag?
C. May I see it?
D. It's brown.
E. How many books do you have?

听 五、小练耳：用心听一听，看看你都听到了哪些单词或短语，把它们圈出来吧！

听力训练

1. black and white
blue and white

2. maths book English book

3. panda hand

4. have has

关注微信公众号“教辅资料站”获取更多学习资料

课时练 2 Part A Let's learn~Let's do

一、词汇归类。

schoolbag six notebook
nine English book eraser
Chinese book

maths book: _____

pencil: _____

three: _____

二、根据图片提示补全对话。

—What's in your schoolbag, Zoom?

—Four _____ 

, a _____

_____ 

, an _____



and six _____ 

.

三、判断句子与图片是（√）否（×）相符。

( ) 1. Put your Chinese book in your desk.



( ) 2. Put your pencil box on your English book.



( ) 3. Put your maths book under your schoolbag.



( ) 4. Put your eraser near your pencil box.



四、阅读短文，选择正确的答案。

Hi, I'm Sarah. I have a new schoolbag. It's yellow and white. It's very beautiful. Look, it's on the desk. There are six books in it, a Chinese book, a maths book, an English book and three storybooks. There are two pens and a ruler in the schoolbag.

I like my schoolbag.

( ) 1. Where is Sarah's schoolbag?
A. It's on the desk.
B. It's in the desk.
C. It's near the desk.

( ) 2. The schoolbag is _____.
A. pink and blue
B. black and white
C. yellow and white

( ) 3. There are _____ storybooks in the schoolbag.
A. two B. six C. three

( ) 4. There are two _____ in the schoolbag.
A. pen B. pencil C. pens

微信公众号 教辅资料站

关注微信公众号“教辅资料站”获取更多学习资料

课时练 3 Part A Let's spell

一、我会读一读：判断画线部分发音是（T）否（F）相同。

( ) 1. light　window　five
( ) 2. nice　kite　fine
( ) 3. six　five　pig
( ) 4. picture　Chinese　big
( ) 5. nine　like　ice

二、给下列单词选择相应的图片，将其序号填入题前括号内。

( ) 1. rice

A. 　B. 

( ) 2. five

A. 　B. 

( ) 3. kite

A. 　B. 

( ) 4. like

A. 　B. 

三、看图填空。

1. 　2. 　3. 　4. 

1. I'm _____ years old.
2. —How are you?
   —I'm _____.
3. I like this _____ fish. That one is small.
4. I _____ music.

四、小小练兵场。选择合适的一项填在题前括号内。

( ) 1. I have _____ English book.
A. a　B. an　C. /

( ) 2. How many _____ do you have?
A. Chinese book　B. maths book
C. storybooks

( ) 3. The _____ is in my hand.
A. desk　B. blackboard
C. eraser

( ) 4. My schoolbag is black _____ white.
A. or　B. and　C. an

( ) 5. Put _____ eraser near your pencil box.
A. you　B. I　C. your

五、核心素养练

学习英语时，具备音素意识和拼读技巧可以帮助我们学会记忆单词。

根据字母 i 在单词中的发音，给文中画线单词归类。

I am Kite. I am five. This is my brother. He is six. He likes rice. We like to ride bikes on a fine day.

nine: _____
pig: _____

微信公众号 教辅资料站

关注微信公众号“教辅资料站”获取更多学习资料

培优练 周末主题素养练（一）

主题素养感悟

主话题 谈论新书包及描述书包里的物品。

知识点

物品名称	重要句式
schoolbag, maths book, English book, Chinese book, storybook	What's in your schoolbag? An English book... What's in your ...?

能力素养 能够正确使用上述物品名词描述书包里的物品，在情景中运用上述句型询问并回答某处有什么物品。

趣听练

听力训练

一、Zoom 得到了一个新书包，他好开心，快来听一听，他的书包里都装了些什么物品吧！

( ) 1. A. 

B. 

( ) 2. A. 
B. 

( ) 3. A. 

B. 

( ) 4. A. 

B. 

二、大家都在围观 Zoom 的新书包，听一听，请你根据大家的对话，给下列图片排序。







( ) ( ) ( ) ( )

三、Sarah 正在介绍她的新书包，听一听，找出和 Sarah 的介绍内容相符的一项。

( ) 1. A. Sarah has a new schoolbag.
B. Sarah has a new book.

( ) 2. A. The schoolbag is black.
B. The schoolbag is red and blue.

( ) 3. A. There is a pencil in the schoolbag.
B. There is a pencil box in the schoolbag.

( ) 4. A. There is a crayon in Sarah's schoolbag.
B. There is a ruler in Sarah's schoolbag.

趣读写

四、Zip 和 Zoom 经常乱放他们的物品，根据图片，看这些物品分别在哪儿，并补全下列对话。

1. 

—What's in your _____ ?
—An apple.

关注微信公众号“教辅资料站”获取更多学习资料

2. 

—What's _____ the box?

—_____ bear.

3. 

—_____?

—A _____, two _____ and three _____.

五、Zoom 和 Zip 正在读绘本书，请帮助他们把正确的语句和图片匹配起来吧。

( ) 1. Look, it's my new schoolbag. It's pink. It's a cat!

( ) 2. Where is my notebook? It's very nice. There is a flower on it.

( ) 3. Can you see my pencil box? It's a car!

A. 

B. 

C. 

六、Susan 有许多物品，读对话，清点 Susan 的物品并在下表中填写物品和数量。

Mum: Your schoolbag is so heavy. What's in your schoolbag?

Susan: An English book, two Chinese books, two maths books, four pencils, five rulers and an eraser.

Mum: Wow, so many things! What's in your desk?

Susan: A pencil box, ten crayons and three storybooks.

A. 

B. 

C. 

D. 

E. 

F. 

G. 

H. 

I. 

J. 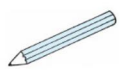

	What						
	How many						
	What						
	How many						





七、现在你也来介绍一下你的新书包吧。请用学过的词汇，仿照例句说一说。

例：—What's in your schoolbag?

—A Chinese book, a maths book, two storybooks and an English book.

(提示词：pencil box, ruler, eraser, pen, pencil, crayon)

关注微信公众号“教辅资料站”获取更多学习资料

课时练 4 Part B Let's talk~Let's play

一、给下列句子选择正确的图片。

( ) 1. I lost my English book.

A. 

B. 

( ) 2. Open the door.

A. 

B. 

( ) 3. My schoolbag is yellow.

A. 

B. 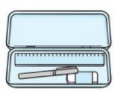

二、读句子，选择正确的词汇填空。

【问答一致法】

What's Who Where What colour

1. —_____ is my book?
—It's under the desk.
2. —_____ is that old woman?
—She's my grandmother.
3. —_____ in the schoolbag?
—An English book and a pencil box.
4. —_____ is your new toy?
—It's blue and white.

三、给下列句子选出合适的答语。

( ) 1. What's in your hand?
( ) 2. What colour is it?
( ) 3. Here it is!
( ) 4. What is it?

A. It's yellow and orange.
B. Thank you so much.
C. It's my new schoolbag.
D. An eraser.

四、大显身手：你能把下面零散的单词连成一句有意义的句子吗？

1. lost I my storybook (.)
_____
2. is colour What your toy (?)
_____
3. green yellow and It's (.)
_____

听 五、小练耳：用心听一听，把你听到的句子选出来！

听力训练

( ) 1. A. I lost my pencil.
B. I lost my bag.
( ) 2. A. I have two toy cars.
B. I have one toy car.
( ) 3. A. It's brown and white.
B. It's blue and white.
( ) 4. A. What colour is your schoolbag?
B. What colour is your ruler?

关注微信公众号“教辅资料站”获取更多学习资料

课时练 5 Part B Let's learn~Draw and say

一、结合图片和句意补全单词。

1. I see a t_____.



2. I have a n_____.



3. This is my k_____.

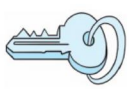

4. I like the c_____.



二、判断下列短语与图片是否相符，相符的画，不相符的画。



1. two keys





2. a candy





3. a notebook





4. some toys



三、选词填空。

a　an　some　any

1. I have _____ eraser.

2. I'd like _____ juice.

3. It's _____ big cat.

4. Do you have _____notebooks?

am　is　Are

5. What _____ in your schoolbag?

6. I _____ nine years old.

7. _____ you John?

四、连词成句。

1. on　your　is　What　storybook (?)

2. What　in　schoolbag　is　my (?)

五、阅读对话，判断句子是 (T) 否 (F) 正确。

Sarah: Look at my new pencil box.

Mike: Wow! It's big. What's in it?

Sarah: Four pens, three keys and a toy.

Mike: Open your pencil box. Let me see your toy.

Sarah: OK!

(　　) 1. Mike has a new pencil box.

(　　) 2. There are four pens in the pencil box.

(　　) 3. The pencil box is small.

(　　) 4. There are three toys in the pencil box.

关注微信公众号“教辅资料站”获取更多学习资料

课时练 6 Part B Read and write~Let's sing

一、核心素养练

同学们，英语中有很多单词是由两个单词组合成的，它们被称为“合成词”。请你依照例子，写出本单元出现的合成词。

blackboard

_____ _____ _____ _____ _____ _____ _____ _____ _____ _____ _____ _____

二、单项选择。

( ) 1. _____ I lost my pencil box.
A. Hey. B. Excuse me.
C. OK.

( ) 2. —_____ is it?
—It's red and black.
A. What B. Where
C. What colour

( ) 3. —Here it is.
—_____
A. Thank you so much!
B. Let's go to school.
C. Sorry.

( ) 4. I have three _____ and some _____.
A. key; candy
B. keys; candys
C. keys; candies

( ) 5. I lost _____ English book and _____ maths book.
A. an; a B. a; an
C. an; an

三、看图，选词填空。

storybooks, notebook, candies, pens, English book, maths book



Look, I have some _____, an _____, a _____, a _____, two _____ and two _____.

四、阅读短文，完成下列各题。

Hi, I am Amy. I have a red schoolbag. It's on the bed. I have an English book, a maths book and two storybooks in it.

I have a big box. There are some toys, some candies and one key.

I have a new pencil box. There is a ruler, a pencil and an eraser in it.

1. 根据短文，选择正确的选项。（有一项多余）

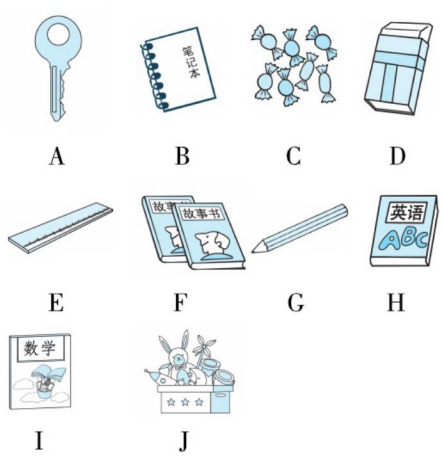

A B C D E F G H I J

(1) I have _____ in the schoolbag.
(2) I have _____ in the box.
(3) I have _____ in the pencil box.

2. 根据短文，判断句子正（T）误（F）。

( ) (1) Amy has two storybooks and a key.
( ) (2) Amy's schoolbag is under the bed.
( ) (3) Amy has an old pencil box.

关注微信公众号“教辅资料站”获取更多学习资料

课时练 7 Part C Story time

课内阅读对点练

一、请根据课本中“Story time”的故事完成以下任务。

（一）请根据故事内容判断正（T）误（F）。

(　　) 1. Mum puts away the books.

(　　) 2. The schoolbag is heavy.

(　　) 3. Zoom has an English book, a Chinese book and a storybook in his schoolbag.

(　　) 4. Zoom has（吃）more bread.

(　　) 5. There's a cat in the schoolbag.

（二）根据图片及故事内容填空。

1. Put away your _____.



2. Is everything in your _____?



3. My schoolbag is so _____.



4. There is a _____ in the schoolbag.



拓展阅读提升练

二、阅读儿歌，完成各题。

I have a pencil, a pencil, a pencil.
I have a blue pencil.
Where's the pencil? Where's the pencil?
In the book. In the book.
I write with my blue pencil. I like it.
I have some crayons, some crayons, some crayons.
I have some coloured crayons.
Where are they? Where are they?
In the box. In the box.
I draw with my coloured crayons. I like them.
I have a pen, a pen, a pen.
I have a black pen.
Where's the pen? Where's the pen?
Near the book. Near the book.
I write with my black pen. I like it.

(　　) 1. My pencil is _____.
A. red　B. black　C. blue

(　　) 2. My pen is _____.
A. black　B. white　C. green

(　　) 3. "Coloured" means（意思是）"_____". 【常识推断法】
A. 彩色的　B. 颜色
C. 没有颜色的

(　　) 4. The crayons are _____.
A. in the book
B. near the book
C. in the box

5. 请仿照上面的儿歌，写一段来介绍自己的一种文具。

_____
_____
_____
_____

关注微信公众号“教辅资料站”获取更多学习资料

培优练 周末主题素养练（二）

主题素养感悟

- **主话题** 描述书包里的物品及其颜色特征。
- **知识点**
  - 物品名词：candy, notebook, toy, key
  - 重要句式：What's in my schoolbag? An English book... What colour is it? It's...
- **能力素养** 能够流利地谈论书包里的物品及其颜色特征。
- **文化素养** 了解教科书的重要性，爱护书本；了解 Hope School（希望学校）。

趣听练

听力训练

一、Zhang Peng 弄丢了书包，来听一听，他的书包有哪些特点，在符合的图片下打√。





(　　)　(　　)　(　　)






(　　)　(　　)　(　　)



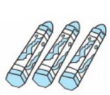


(　　)　(　　)　(　　)

二、Zhang Peng 的朋友带他到失物招领处找书包，听听他们的对话，选择正确的一项。

(　　) 1. Where is the Lost & Found?
A. In the school.
B. Near the classroom.
C. Near his home.

(　　) 2. What colour is the schoolbag?
A. Blue and white.
B. Orange and brown.
C. Blue and black.

(　　) 3. What's in the schoolbag?
A. A maths book, a pencil box, two notebooks and some crayons.
B. Some candies and toys.
C. Some keys and books.

(　　) 4. Does Zhang Peng find his schoolbag?
A. Yes, he does.
B. No, he doesn't.
C. We don't know.

三、Zhang Peng 终于找到了书包，他正在清点书包里的物品，请你帮他把物品数量填上。







_____　_____　_____　_____

关注微信公众号“教辅资料站”获取更多学习资料

趣读写

四、Zhang Peng 在上英语课，请根据图片提示，帮他写出词汇，补全句子。

1. The _____ is red. I like it.



2. Look at the _____. It's nice.



3. I like _____.



4. In my classroom, I can see eleven _____.



5. The brown _____ is big and heavy.



五、读一读 Zhang Peng 的日记，为以下内容配上恰当的图片吧。

( ) 1. Today, I clean my room. Let's put away the things.

( ) 2. I put away my books. Let's put them on the bookshelf.

( ) 3. Look at these toys. Let's put them in the box under my desk.

( ) 4. Oh, these pencils are short. Let's put them in the pencil box. I can use them.

( ) 5. Hello, little cat. Please don't be in my schoolbag. Can you sit on the desk?



A



B



C



D



E

六、Zhang Peng 的朋友在向他介绍自己的书包。请读一读，帮 Zhang Peng 判断下面各题是 (T) 否 (F) 正确。

Look! This is my new schoolbag. It's big. It's blue and white. I have an English book, a Chinese book, a maths book, three notebooks and a pencil box in it. In my pencil box, you can see a ruler, two pens, seven pencils and a sharpener（卷笔刀）. Oh, where is my eraser? It's on my chair.

( ) 1. My schoolbag is small.

【找关键词法】

( ) 2. I have three Chinese books.

( ) 3. My pencil box is in my schoolbag.

( ) 4. There are six pencils in the pencil box.

( ) 5. The eraser is on the chair.

趣说练

口语测评

七、请你向 Zhang Peng 介绍一下你的书包或书桌吧。（请根据下面的图片来介绍，注意观察图片中的物品及其位置）





关注微信公众号“教辅资料站”获取更多学习资料

基础默写卡

Unit 1 基础默写卡

Part A

一、重点词汇。（英汉互译）

1. 教室_____
2. 窗户_____
3. 黑板_____
4. 电灯_____
5. 图画_____
6. 门_____
7. really _____
8. near _____
9. TV _____

二、重点句子。（英汉互译）

1. 我们有间新教室。

_____

2. 我们去看看吧！

_____

3. 它在哪儿？

_____

4. What's in the classroom?

_____

5. It's near the window.

_____

Part B

一、重点词汇。（英汉互译）

1. 讲台_____
2. 计算机_____
3. 风扇_____
4. 墙壁_____
5. 地板_____
6. clean _____
7. help _____

二、重点句子。（英译汉）

1. Let me clean the windows!

_____

2. This is my new classroom.

_____

关注微信公众号“教辅资料站”获取更多学习资料

Unit 2 基础默写卡

Part A

一、重点词汇。（英汉互译）

1. 书包_____ 2. 数学书_____ 3. 英语书_____
4. 语文书_____ 5. 故事书_____ 6. wow _____

二、重点句子。（英汉互译）

1. 你书包里有什么？

_____

2. 一本英语书，一本数学书和三本故事书。

_____

3. 是黑白色的。

_____

4. I have a new schoolbag.

_____

5. Put your Chinese book in your desk.

_____

Part B

一、重点词汇。（英汉互译）

1. 糖果_____ 2. 笔记本_____ 3. 玩具_____
4. 钥匙_____ 5. lost _____ 6. so much _____
7. cute _____

二、重点句子。（英汉互译）

1. 什么颜色的？

_____

2. 是蓝白色的。

_____

3. 里面有什么？ _____

4. 我书包里有三把钥匙，两个玩具和一本英语书。

_____

5. Excuse me. I lost my schoolbag.

_____

6. Thank you so much! _____

关注微信公众号“教辅资料站”获取更多学习资料

荣德基 主编

综合应用创新题 典中点

《达标检测卷》+《参考答案及点拨》

使用说明： 起订后将中间的检测卷取出测试使用，剩余为课时练和检测卷答案。

达标检测卷 8套

（7~38页）

Unit 1 达标检测卷
Unit 2 达标检测卷
Unit 3 达标检测卷
期 中 检测卷
Unit 4 达标检测卷
Unit 5 达标检测卷
Unit 6 达标检测卷
期 末 检测卷

参考答案及点拨

课时部分 参考答案及点拨 / 1
检测卷部分 参考答案及点拨 / 44

赠 非卖品

四年级 英语

上（PEP版）

关注微信公众号“教辅资料站”获取更多学习资料

参考答案及点拨

四年级 英语 上 (PEP版)

课时部分

Unit 1 My classroom

课时练 1 Part A Let's talk ~ Let's play

听力材料：

四、1. —Sarah, what's in our new classroom?
—Many new desks, chairs and books.
2. —Where are the books?
—They are near the window.
3. —Is the classroom big? —Yes, it is.
4. Look, a TV is on the teacher's desk.

答案：

一、1. A 2. A 3. A 4. B

二、1. C 2. A

3. A **方法点拨**:此题适用于**主谓一致法**。主语和谓语动词应保持一致。题中主语是复数"Zhang Peng and Sarah"，故谓语应用 have。

4. A 5. C

三、2 5 3 1 6 4 7

听 四、1. Yes 2. No 3. Yes 4. No

课时练 2 Part A Let's learn ~ Let's do

一、1. C 2. A 3. A 4. B 5. C

二、1. door

2. lights **点拨**：此题答案为 lights。横线前面是 four，表示四个，所以后面的名词要用复数。

3. blackboard 4. picture 5. window

三、B A C E D

四、

Mike		√		
Oliver			√	
Chen Jie				√
Amy	√			

课时练 3 Part A Let's spell

一、1. face 2. name 3. cap 4. map

二、第一个方框：B C E G J 第二个方框：A D F H I
点拨：此题考查 a 及 a-e 在单词中的发音。

三、1. B **点拨**：six 加名词复数形式。

2. A **点拨**：回答物品所在位置需要使用方位介词。

3. C **点拨**：句首字母要大写，Let's = Let us。

4. B **点拨**：put up 挂上；close 关；turn on 打开。这三个选项中只有 close 可以和 window 搭配。

5. C **点拨**：本题考查三个介词的使用，在教室里应该用介词 in。

四、1. × 2. √ 3. × 4. √ 5. ×

培优练 周末主题素养练（一）

听力材料：

一、1. classroom 2. computer 3. door
4. wall 5. teacher's desk

二、1. Lucy is from Canada.
2. My picture is on the wall. 3. The boy is Mike.
4. My seat is near the window.

三、 Hi, Mum! My new school is very good. I like it very much. We have a big classroom. There are twenty desks and chairs. My seat is near the window. There is a computer on the teacher's desk. Under the desk, there is a ball. There are two doors, a blackboard and windows. I make a friend. She is Sarah. Her picture is on the wall.

答案

一、1. B 2. B 3. A 4. B 5. A

二、1 4 3 2

三、1. B 2. A 3. B 4. A
方法点拨:此题采用**关键词搜寻法**。在听听力的时候，结合题目给出的信息，重点在听力材料中搜寻正确的关键词，从而完成试题。如：第 1 小题中的关键词是 new classroom, small, big。在听时，要注意这些词是否出现，听到了 big classroom，故答案是 B。

四、1. door 2. light 3. window
4. picture 5. blackboard

五、1. F 2. T 3. T 4. F 5. T

六、1. What's under the desk?
2. It's on the wall.

七、1. —What's in the desk?
—A book. It's near the ruler.
2. —What's in the room?
—An apple. It's on the table.

课时练 4 Part B Let's talk ~ Let's play

听力材料：

四、—Our new classroom is so big, but it's dirty. Let's clean the classroom.
—OK!
—John, let's clean the windows.
—OK!
—Let me clean the teacher's desk.
—OK, Wu Yifan.
—What can you do, Mike?
—Let me clean the blackboard.
—Great!

答案：

一、1. A 2. B 3. A 4. B

二、1. clean **点拨**：let's 后跟动词原形。

2. me **点拨**：let 后跟宾格。

3. Close **点拨**：祈使句句首为动词原形。

4. you

三、1. B 2. B 3. A 4. B 5. B

听 四、

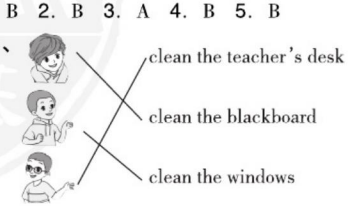

关注微信公众号"教辅资料站"获取更多学习资料

课时练 5 Part B Let's learn ~ Colour and say

一、1. C 2. C 3. C 4. B 5. B

方法点拨:本题可用**归类记忆法**解题。即首先读单词，理解其词义和词性，然后根据其词义或词性进行分类记忆，如第 1 小题的 A 选项意为“黑板”，B 选项意为“电扇”，C 选项意为“好的”，故第 1 题选 C。

二、1. computer 2. fan 3. wall
4. teacher's desk 5. floor

三、1. C **方法点拨**:此题采用**主谓一致法**。be 动词是复数 are，所以主语必须是复数，故选 C。
2. A 3. A 4. C 5. B

四、墙壁涂蓝色，风扇涂蓝色，窗户涂白色，窗帘涂黄色，门涂红色，黑板涂黑色，讲桌涂橙色，桌椅涂绿色

课时练 6 Part B Read and write ~ Let's sing

一、1. desk 2. chair 3. windows 4. door
5. wall

二、1. B 2. A 3. C 4. E 5. D

三、(一) 1. T 2. F **点拨**：短文中 lights 前的数量是 eight，不是 six。
3. T 4. F 5. F
(二) 窗户涂橙色，风扇涂红色，书桌涂黄色，门涂黄色

课时练 7 Part C Story time

一、(一) 1. T 2. T 3. F 4. T 5. T
(二) 1. classroom 2. on; light 3. on; fan
4. on; wall 5. on; blackboard

二、1. B **点拨**：通过阅读对话，可知 worm 可以钻进苹果里，还能吃苹果，答案应为 B，虫子。
2. A
3. C **点拨**：表面看上去 B 选项也正确，但横线前有 can，与 B 选项搭配不太合适。
4. A 5. C

培优练 周末主题素养练 (二)

听力材料:

一、 Look! This is my new room. Now the window is yellow. The door is black. My desk is red. The walls are blue and white. It's a beautiful room.

二、—Amy, your room is so big and clean.
—Yes. It's new. Look! The computer is on the desk. The desk is near the window. My picture is on the wall. The fan is on the floor. The door is near the bed.

三、1. Let's clean the classroom!
2. Where is your picture?
3. What's on the wall?
4. Let me help you.

四、Amy: Hey, John. Our classroom is dirty. Let's clean it!
John: OK, Amy. Let me clean the blackboard and the teacher's desk.
Amy: OK! Let me clean the window and the door.
John: Oh! There are many desks and chairs. Let's clean them together.
Amy: Good idea!

答案:

一、1. yellow 2. black
3. red 4. blue and white

二、1. T 2. T 3. T 4. F 5. F

三、1. A 2. B 3. A 4. C

四、Amy：第二幅图、第三幅图、第五幅图
John：第一幅图、第三幅图、第四幅图

五、任务一：4 5 3 1 2
任务二：1. David 2. teacher's desk 3. clock

六、1. chair; near the desk
2. fan; It's on the desk.
3. Where is the picture?; It's on the wall.

七、范文：

Look, this is my classroom. It's big and clean. There is a blackboard on the wall. It's black. The computer is on the green teacher's desk. It's black, too. The lights are orange. The window is near the red door. It's blue. The fan is on the wall. It's blue, too. There is a yellow picture on the wall. The desks and chairs are green. I like my new classroom.

Unit 2 My schoolbag

课时练 1 Part A Let's talk ~ Let's play

听力材料:

五、1. black and white 2. English book
3. hand 4. have

答案:

一、1. B 2. C 3. A 4. F 5. E 6. D

二、1. B
2. A **点拨**：此题考查的知识点是元音音素开头的名词前面使用不定冠词 an。eraser 是以元音音素开头的名词，所以选 A。
3. C

三、1 3 5 2 4

四、1. A 2. D 3. B 4. E 5. C

听 五、1. black and white 2. English book
3. hand 4. have

课时练 2 Part A Let's learn ~ Let's do

一、maths book; English book; Chinese book
pencil; schoolbag; notebook; eraser
three; six; nine

二、storybooks; maths book; English book; Chinese books **点拨**：此题需要注意第一空和第四空填复数形式，加“s”，因为前面的数量是复数。

三、1. √ 2. × 3. √ 4. √

四、1. A 2. C 3. C 4. C

课时练 3 Part A Let's spell

一、1. F 2. T 3. F 4. F 5. T

二、1. A 2. B 3. B 4. A

三、1. nine 2. fine 3. big 4. like

四、1. B **点拨**：English 前面用不定冠词 an。
2. C **点拨**：how many + 名词复数，故选 C。
3. C 4. B 5. C

五、nine: Kite, five, likes, rice, ride, bikes, fine
pig: This, is, six

培优练 周末主题素养练 (一)

听力材料:

一、1. Chinese book 2. English book
3. storybook 4. maths book

二、1. —Zoom, your new schoolbag is beautiful.
—Thank you. It's yellow and white.
2. —What's in your schoolbag?
—An English book and a Chinese book.
3. —How many storybooks are there in your schoolbag?

关注微信公众号“教辅资料站”获取更多学习资料

—One.

4. —Zoom, put your schoolbag in your desk.
—OK!

三、 I'm Sarah. I have a new schoolbag. It's blue and red. There is an English book, a maths book and a pencil box in my schoolbag. In my pencil box, there is a ruler, a pen and an eraser. I like my new schoolbag.

答案：

一、1. A 2. B 3. A 4. A

二、1 4 3 2

三、1. A 2. B 3. B 4. B

四、1. desk

2. in; A

3. What's in the bag; ruler; pencils; books

五、1. B 2. A 3. C

六、



What	G	D	H	J	I	E
How many	1	2	2	4	5	1

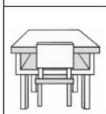

What	B	C	F			
How many	1	10	3			

七、—What's in your pencil box?

—A ruler, an eraser, a pen, a pencil and a crayon.

课时练 4 Part B Let's talk ~ Let's play

听力材料：

五、1. I lost my pencil. 2. I have one toy car.

3. It's blue and white.

4. What colour is your schoolbag?

答案：

一、1. A 2. B 3. A

二、1. Where 2. Who 3. What's 4. What colour

方法点拨：问答一致法，即问句和答语保持一致。题1答语说的是位置，所以问句中要选疑问词where。题2答语说的是人物身份，所以问句中要选疑问词who。题3答语说的是物品，所以问句中要选what's。题4答语说的是颜色，所以问句中要选疑问词组what colour。

三、1. D 2. A 3. B 4. C

四、1. I lost my storybook.

2. What colour is your toy?

3. It's yellow and green.

听 五、1. A 2. B 3. B 4. A

课时练 5 Part B Let's learn ~ Draw and say

一、1. toy 2. notebook 3. key 4. candy

二、1.  2. 

3.  4. 

三、1. an 2. some 3. a 4. any 5. is 6. am

7. Are

四、1. What is on your storybook?

2. What is in my schoolbag?

五、1. F 2. T 3. F 4. F

课时练 6 Part B Read and write ~ Let's sing

一、schoolbag storybook. notebook.

二、1. B 2. C 3. A 4. C 5. A

三、candies; English book; maths book/notebook; notebook/maths book; pens/storybooks; storybooks/pens

四、1. (1) H; I; F (2) J; C; A (3) E; G; D

2. (1) T (2) F (3) F

课时练 7 Part C Story time

一、(一) 1. F 2. T 3. F 4. F 5. T

(二) 1. books 2. schoolbag

3. heavy 4. cat

二、1. C 2. A

3. A 方法点拨：此题适用于常识推断法。蜡笔通常是有多种颜色的，所以恰当的答案应为A。

4. C

5. 范文：

I have a ruler, a ruler, a ruler.

I have a white ruler.

Where's the ruler? Where's the ruler?

Under the book. Under the book.

I draw with my white ruler. I like it.

培优练 周末主题素养练（二）

听力材料：

一、1. My schoolbag is orange and brown. It's a tiger.

2. My maths book is in it.

3. I have two blue notebooks in the schoolbag.

4. My pencil box is in the schoolbag, too.

5. Oh, there are three crayons in the schoolbag.

二、 Friend: Hi, Zhang Peng. Let's go to the Lost & Found to find your schoolbag.

Zhang Peng: Where is it?

Friend: It's in our school. It's near the computer room.

Zhang Peng: Great! Let's go!

Zhang Peng: Excuse me. I lost my schoolbag.

Teacher: What colour is it?

Zhang Peng: It's orange and brown.

Teacher: What's in it?

Zhang Peng: My maths book, two notebooks, a pencil box and some crayons.

Teacher: Here it is!

Zhang Peng: Thank you!

三、 I have a maths book, a pencil box, three crayons and two notebooks in my schoolbag.

答案：

一、第一行：勾第二幅图

第二行：勾第一幅图

第三行：三幅图全勾

二、1. A 2. B 3. A 4. A

三、1 1 3 2

四、1. notebook 2. candy 3. toys

关注微信公众号“教辅资料站”获取更多学习资料

4. maths books 5. schoolbag

五、1. B 2. E 3. D 4. C 5. A

六、1. F 方法点拨:此题采用找关键词法。文中描述书包用的是 big，题目中是 small，故此题错误。

2. F 3. T 4. F 5. T

七、 I have a new schoolbag. It's blue and yellow. There is one toy, one notebook, a candy and two keys in my schoolbag.

Unit 3 My friends

课时练 1 Part A Let's talk ~ Let's play

听力材料：

四、A：I have a new teacher.
B：Really? A Canadian teacher?
A：Yes. She's very beautiful.
B：What's her name?
A：Her name is Betty.

答案：

一、1. C 点拨：句意为“我有一个新朋友”。句子主语是 I，因此答案选 C。

2. C 点拨：此处需要形容词性物主代词来修饰 name，而 he，she 是人称代词的主格形式，故选 C。

3. B 点拨：句意为“他的名字叫张鹏”。需要形容词性物主代词来修饰 name，而 he 是人称代词的主格形式，注意首字母要大写，故选 B。

4. A 点拨：句意为“他又高又壮”。所以用 and 连接。故选 A。

5. B

二、1. D 2. B 3. C 4. A 5. E

三、1. C 点拨：根据“Lily is thin and short.”可知选 C。

2. B 点拨：根据“They're from America.”可知选 B。

3. A 点拨：根据“They're in the same（相同的）school.”可知选 A。

听 四、2 5 1 3 4

课时练 2 Part A Let's learn ~ Let's chant

一、1. tall and strong 2. short and thin
3. friendly 4. quiet

二、1. C

2. C 点拨：根据答语句意“她是 Amy。”可知问的是“她是谁?”。故选 C。

3. A 点拨：句意为“迈克又高又壮”。所以用 and 连接。故选 A。

4. C 点拨：问句句意为“他是谁?”，主语是 he，所以答语要和问句一致，故选 C。

5. A

三、1. A 点拨：根据文中关键句“I'm eleven.”可知答案选 A。

2. A 点拨：根据文中关键句“I'm a student.”可知答案选 A。

3. C 点拨：根据文中关键句“He's a cool boy.”可知答案选 C。

四、男：B C F 女：A D E

课时练 3 Part A Let's spell

一、1. F 2. F 3. T 4. T 5. T

二、not：B C E G I
note：A D F H J

三、1. nose 2. note 3. dog 4. mum

四、1. B 点拨：由 a 可排除 C 项。“中国的男孩”应选形容词 Chinese。故选 B。

2. C

3. C 点拨：A. 强壮的；B. 胖的；C. 短的、矮的。句意为“他有短的头发”。故选 C。

4. B 点拨：句首首字母大写，排除 C；句意为“他是强壮的”。故选 B。

5. C 点拨：回答是“他是我的朋友”。故问的是“他是谁?”。故选 C。

五、1. B 2. C 3. C 4. B

培优练 周末主题素养练（一）

听力材料：

一、1. I have a new friend. He likes Coke best.
2. He's tall and strong.
3. He is friendly. He likes the dog.
4. His mother is thin.
5. He has a little sister. She is very quiet.
6. She is a good girl.

二、1. Who's your friend? 2. Can you guess?
3. He's friendly. 4. I know. It's Zhang Peng.

三、 I have a new friend. His name is Zhang Peng. He is a boy. He is tall. He is 10 years old.

答案：

一、1. B 2. B 3. A 4. A 5. A 6. B

二、1 4 2 3

三、1. A 2. B 3. B 4. B

四、1. strong 2. thin 3. quiet
4. boy 5. friendly

五、1. B 2. D 3. C 4. A

六、1. C 点拨：根据文中关键句“Her name is Zoe.”可知答案是 C。

2. A 点拨：根据文中关键句“She's tall and thin.”可知答案是 A。

3. B 点拨：根据“Zoe can jump rope!”可知 B 不对。

七、1. Zhang Ming is tall and strong.
2. Jack is friendly and quiet.

课时练 4 Part B Let's talk ~ Let's play

听力材料：

五、1. Lucy has short hair.
2. Bob is tall and strong. His glasses are black.
3. Lily has long hair.
4. Tim is tall and thin.

答案：

一、1. my 点拨：此处应用形容词性物主代词修饰 schoolbag，故选 my。

2. His 点拨：glasses 是名词，应用形容词性物主代词修饰，故选 His。

3. has 点拨：主语 My friend 是第三人称单数，故选 has。

二、1. B 2. A

3. A 点拨：A boy or girl? 是一个简单的选择疑问句，意为“男孩还是女孩?”。故选 A。

4. B 点拨：根据答语“她是我的妈妈。”可知问的是“她是谁?”。故选 B。

三、1. B 2. A 3. C

关注微信公众号“教辅资料站”获取更多学习资料

四、1. F 2. F 3. T 4. F

听 五、

	Lucy	Bob	Lily	Tim
tall		√		√
strong		√		
thin				√
short hair	√			
black glasses		√		
long hair			√	

课时练 5 Part B Let's learn ~ Say and draw

一、1. A 2. B 3. A 4. C 5. B

二、1. ACF 2. ABCF 3. DEF

三、1. has 2. glasses 3. hair 4. thin 5. shoes

四、1. B **点拨：** She 是第三人称单数，be 动词要用 is，故选 B。

2. C **点拨：** 根据问句句意“他是谁?”，可排除 A；he 他，所以选男孩名字，故选 C。

3. C 4. B

5. B **点拨：** glasses 是个复数名词（句中表示“眼镜”），所以只能用 are，故选 B。

五、1. T 2. F 3. T 4. F 5. T

课时练 6 Part B Read and write ~ Let's sing

一、1. T 2. F 3. T 4. T 5. F

二、1. B 2. A 3. C 4. D

三、1. A **点拨：** 根据“My Chinese teacher is Wang Mei.”可知选 A。

2. B **点拨：** 根据“Jimmy is my best friend. He is from Canada.”可知答案是 B。

3. B **点拨：** 根据“Sarah is from the UK. She has long brown hair. She likes monkeys.”可知答案是 B。

4. C **点拨：** 根据“Wang Dong is from China. He has short black hair.”可知选 C。

5. B

课时练 7 Part C Story time

一、6 5 4 3 2 1

二、1. B 2. C 3. D 4. A

三、1. F **点拨：** 根据“Mike is a boy... He's tall and strong.”可知答案是 F。

2. F **点拨：** 根据“Amy is an English girl. She's quiet. She has long brown hair.”可知答案是 F。

3. T **点拨：** 根据“He's very friendly. He has short black hair.”可知答案是 T。

4. F **点拨：** 根据“She has yellow shoes.”可知答案是 F。

5. T **点拨：** 根据“He has a green bag.”可知答案是 T。

培优练 周末主题素养练（二）

听力材料：

一、1. Jim has black glasses. 2. He is a good boy.
3. He has short hair. 4. His shoes are black.

二、1. I have a good friend. He's tall and strong.
2. His shoes are blue. 3. He has glasses.

三、A：Hi, John. I have a new friend.
B：A boy or girl?
A：A girl. She's short and thin.
B：Who is she? Amy?
A：No. She has long hair and her bag is red.
B：Is she Betty?
A：Yes. You're right.

四、 I have three friends. They're Ann, Mike and Bob. Bob is tall and strong. He has short hair and glasses. He has some English books. Mike is short and thin. He is very friendly. He has some maths books. Ann is very quiet. She has long hair and a small mouth. She has many storybooks.

答案：

一、1. B 2. A 3. B 4. A

二、1. A 2. B 3. A

三、3 1 6 5 7 2 4

四、1. T 2. T 3. F 4. T 5. F

五、good；strong；has；glasses；blue

六、1 4 2 6 5 3

七、（一）1. Judy 2. Tim

（二）

1. F **点拨：** 根据文中关键句“Tim is a cute boy. He is thin.”可知答案为 F。

2. T **点拨：** 根据文中关键句“She has small eyes. She has long hair.”可知答案为 T。

3. F 4. T

5. F **点拨：** 根据文中关键句“His shoes are orange.和 She has orange shoes.”可知答案为 F。

八、 My name is Mike. I have a good friend. His name is Wu Yifan. He's tall and strong. He has glasses. His shoes are blue. I like him.

九、1. He has glasses. 2. She has a hat.
3. He/She has brown shoes.

Recycle 1

阶段复习练 Units 1 ~ 3

一、1. C 2. A 3. B 4. A 5. A

二、1. C 2. C 3. B 4. C 5. A

三、1. B **点拨：** 由答语可知是问学校的位置，所以用 Where。

2. C **点拨：** 问句的主语是 her name，答语中的主语和问句要一致。

3. A 4. A

5. C **点拨：** 由答语可知是在问“她是谁?”。故用 Who。

四、1. strong 2. maths book. 3. glasses

4. window 5. storybook.

五、1. C **点拨：** Where is the picture? 是询问图片的位置。

2. D **点拨：** How many 询问数量。

3. E **点拨：** What's in your schoolbag? 询问书包里的物品。

4. B

5. A **点拨：** What's her name? 询问姓名。

六、2 4 1 3 5

七、1. Hello 2. schoolbag 3. colour

关注微信公众号“教辅资料站”获取更多学习资料

4. Yellow 5. May 6. how

八、1. F 2. F 3. T 4. F 5. T

九、1. Tom; Linda **点拨：**从短文第一、二句可以推断。

2. A D; B C **点拨：**从短文第五、六句和九、十句可以推断。

3. T **点拨：**从短文第三、四句可以推断。

F **点拨：**从短文第七句“He likes Chinese very much.”可以推断。

Unit 4 My home

课时练 1 Part A Let's talk ~ Let's play

听力材料：

五、1. —Sarah, is this your study? —Yes, it is.

2. —Where is the cup? —It is on the desk.

3. The study is clean.

4. Look, a computer is on the desk.

答案：

一、1. A 2. B 3. A 4. B

二、1. C

2. B **点拨：**根据答语可知应该问的是“我的钢笔在哪里?”，所以用 Where。

3. C **点拨：**my pen 可以用 it 来代替，答语可以是“Yes, it is.”或者“No, it isn't.”。所以选 C。

4. C

三、1. C 2. A 3. B 4. D

四、1—E 2—B 3—A 4—C 5—D

听 五、1. Yes 2. Yes 3. No 4. Yes

课时练 2 Part A Let's learn ~ Let's do

一、1. B 2. A 3. B 4. C

二、1. study 2. bedroom 3. living room

4. bathroom 5. kitchen

三、1. Where is; Is; No, he isn't

2. Where is; Is; in the bathroom; she is

3. Where is; Is; in the study; she is

四、B C D A

五、1. D 2. A 3. B 4. E 5. C

课时练 3 Part A Let's spell

一、1. up; u 2. cute; u-e

3. use; u-e 4. duck; u

二、



三、1. E 2. C 3. A 4. B 5. D 6. F

四、1. A 2. C 3. B 4. D

五、1. F 2. T 3. T 4. F 5. F

培优练 周末主题素养练（一）

听力材料：

一、—Hi, Zhang Peng. Welcome to my home!

—Hi, Amy.

—Look! This is my bedroom.

—Wow!

—Come here! This is our kitchen and living room. We have a bathroom, too.

—Is this your study?

—Yes, it is.

二、 Hello, I am Amy. This is the picture of my home. My home is very big. This is my study. This is my bedroom. This is our kitchen. This is our bathroom. This is our living room. I have a cat. Her name is Mimi. She's cute. I like my home.

三、 Hi, Mum! I have a new friend. Her name is Amy. She has a new study. It's small. In the study, a computer is on the desk. She has a cat. Her name is Mimi.

答案：

一、A. √ B. √ C. √ D. √ E. √

二、(2) bedroom (5) living room (3) kitchen

(1) study (4) bathroom (7) cute (6) cat

方法点拨：此题采用**关键词搜寻法**，在听短文的时候，结合题目给出的信息，重点在听力材料中搜寻正确的关键词，从而完成题目。

三、1. A 2. A 3. B 4. B

四、1. living room 2. study 3. kitchen

4. bedroom 5. bathroom

五、1. E 2. C 3. A 4. D 5. B

六、1. F 2. T 3. F 4. T 5. T

七、1. These books are in the study.

2. The fridge is in the kitchen.

3. The sofa is in the living room.

八、1. —Is the cat in the study? —No, it isn't.

2. —Is Amy in her study? —Yes, she is.

课时练 4 Part B Let's talk ~ Ask, answer and write

听力材料：

六、1. The keys are under the desk.

2. The notebook is on the desk.

3. Look! The glasses are under the desk, too.

4. The pen is in the desk.

答案：

一、1. A 2. B 3. A 4. B 5. A

二、1. C **点拨：**主语 the chairs 是复数，所以 be 动词要用 are。

2. C **点拨：**在浴室里面，应该用介词 in。

3. A **点拨：**they 是复数人称，应该与 are 搭配。

4. A

三、1. √ 2. √ 3. √ 4. × 5. ×

四、1. Where are the pens?

2. Are they near the window?

3. They are in the box.

4. Are they on the table?

五、2 4 1 5 3

听 六、B 在书桌上；D 在书桌里面；A、C 在书桌下面

课时练 5 Part B Let's learn ~ Let's play

一、1. C 2. A 3. C 4. C 5. B

二、1. C 2. A 3. A 4. C 5. B

三、1. D 2. B 3. E 4. C 5. A

四、5 4 1 3 2

关注微信公众号“教辅资料站”获取更多学习资料

Unit 1 达标检测卷

时间：40 分钟　满分：100 分

	听力（40 分）				笔试（60 分）							总分
题　号	一	二	三	四	五	六	七	八	九	十	十一	
得　分												

第一部分　听力（40 分）

听力测试

一 听录音，圈出与录音内容相符的图片。（10 分）

1. A. 　B. 
2. A. 　B. 
3. A. 　B. 
4. A. 　B. 
5. A. 　B. 

二 听录音，选答语。（10 分）

（　　）1. A. It's near the door.　　B. It's a door.
（　　）2. A. It's big.　　B. It's yellow.
（　　）3. A. Many desks and chairs.　　B. A book.
（　　）4. A. Thank you!　　B. OK.
（　　）5. A. Really?　　B. What's it?

三 听录音，将下列图片按你所听到的先后顺序排列。（10 分）

　　　　

（　　）　（　　）　（　　）　（　　）　（　　）

四 听录音，根据你所听到的内容给物品涂色。（10 分）



第二部分　笔试（60 分）

五 判断下列句子中画线部分发音是（T）否（F）相同。（5 分）

（　　）1. Let's make a cake.
（　　）2. Her name is Jane.
（　　）3. I want to have a cake.
（　　）4. My dad has a cap.
（　　）5. Now I make a map.

六 看图，将所给字母重新组合，在四线三格上写出正确的单词。（5 分）

1. 　coolamssr
2. 　dbalckbaor
3. 　ltigh
4. 　ictpure
5. 　pomcture

七 单项选择。（10 分）

（　　）1. Let _____ clean the floor.
A. me　　B. I　　C. my

（　　）2. —Let's go and see!
—_____
A. Thank you!　　B. OK.　　C. Sorry!

关注微信公众号“教辅资料站”获取更多学习资料

( ) 3. I can see many _____ in my classroom.
A. book B. desks C. desk

( ) 4. —Where is it? —_____
A. It's a book. B. I can see a "C". C. It's under the table.

( ) 5. The desks _____ green.
A. am B. is C. are

八 给下列图片选择相应的句子。(10 分)








( ) ( ) ( ) ( ) ( )

A. Let me clean the fish bowl.
B. I can see a cat near the window.
C. Let me clean the blackboard.
D. Open the door for the cat.
E. There is a fan on the wall.

九 连词成句。(10 分)

1. in is What the classroom (?)

2. box is Where blue the (?)

3. clean me Let chairs the (.)

4. We classroom new a have (.)

5. kite wall on the The is (.)

十 选择正确的应答句，将其序号填入括号内。(10 分)

( ) 1. Where is it?
( ) 2. Let's clean our classroom.
( ) 3. What's in the classroom?
( ) 4. What's this?
( ) 5. Look at the picture.

A. It's a bee.
B. It's on the wall.
C. A blackboard, two lights, many desks and chairs.
D. OK.
E. It's so nice.

十一 阅读短文，判断正 (T) 误 (F)。(10 分)

My classroom is big and nice. It is very clean. There are thirty-eight desks and thirty-nine chairs in the classroom. They are blue. They are new. The teacher's desk is in the front of the classroom. It is white. There are four pictures on the wall. They are beautiful. There is a bookshelf in the classroom. There are many funny books on it. We like reading books very much. There are also some flowers on the bookshelf. They are red and pink. They make the classroom beautiful. This is my classroom. Do you like it? What about your classroom?

( ) 1. I can see thirty-eight desks and thirty-nine chairs in the classroom.
( ) 2. The teacher's desk is blue.
( ) 3. There is a computer in the classroom.
( ) 4. My classroom is nice and clean.
( ) 5. The flowers are on the desks.

密 封 线

关注微信公众号"教辅资料站"获取更多学习资料

Unit 2 达标检测卷

时间：40 分钟　满分：100 分

	听力（40 分）				笔试（60 分）							总分
题　号	一	二	三	四	五	六	七	八	九	十	十一	
得　分												

第一部分　听力（40 分）

听力测试

一 听录音，圈出与录音内容相符的图片。（10 分）

1. A. 　B. 
2. A. 　B. 
3. A. 　B. 
4. A. 　B. 

5. A. 　B. 

二 听录音，选答语。（10 分）

（　）1. A. It's near the desk.　　B. It's black and white.
（　）2. A. My book is on the desk.　　B. My toy is in the schoolbag.
（　）3. A. Thank you!　　B. Here you are!
（　）4. A. It's on the chair.　　B. They're on the chair.
（　）5. A. Sure, here you are!　　B. It's a fat panda.

三 听录音，将下列图片按你所听到的先后顺序排列。（10 分）

　　　　

（　）　（　）　（　）　（　）　（　）

四 听录音，根据你所听到的内容将物品与相应的位置连线。（10 分）



第二部分　笔试（60 分）

五 读一读，帮小兔子找到它的小伙伴。（5 分）

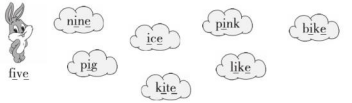

六 单项选择。（10 分）

（　）1. I _____ a science book.
A. am　　B. is　　C. have

（　）2. —_____ is your schoolbag?
—It's purple.
A. Who　　B. What　　C. What colour

（　）3. —What's in your schoolbag?
—_____
A. A book.　　B. A desk.　　C. Some chairs.

（　）4. —Where is your key?
—_____.
A. It's big.　　B. It's yellow.　　C. It's under the table.

（　）5. I have many _____.
A. book　　B. toys　　C. ruler

关注微信公众号“教辅资料站”获取更多学习资料

七 给下列图片选择相应的句子。(5 分)







(　　)　(　　)　(　　)　(　　)　(　　)

A. Put the eraser near the book.
B. Look at the red bag. There is a storybook and candies in it.
C. Put your book under your bag.
D. There is a book, a pen, and a ball in the desk.
E. Put your book on your head.

八 按要求完成下列句子。(10 分)

1. My pencil is red. (对画线部分提问)

2. I have two books and a pen in my desk. (对画线部分提问)

3. so　much　you　thank (.) (连词成句)

4. schoolbag　is　my　and　blue　white (.) (连词成句)

5. hand　in　your　is　what (?) (连词成句)

九 选择正确的句子补全对话。(有多余选项) (10 分)

Mum: Tom, it's time to go to school.
Tom: Oh, Mum. 1. _____
Mum: Is it in your schoolbag?
Tom: 2. _____
Mum: 3. _____
Tom: My English book, Chinese book, notebooks and my key.
Mum: 4. _____
Tom: Let me see. 5. _____ Thank you, Mum.
Mum: You're welcome.

A. Yes, it is!
B. Where is my maths book?
C. Where is my notebook?
D. Is it on your desk?
E. What's in your schoolbag?
F. No, it isn't.

十 看图，从方框中选择恰当的单词或词组补全短文。(10 分)

storybooks　English book　maths book
schoolbag　Chinese book

Hello! This is my 1. _____  . I have a 2. _____



, a 3. _____ 

, an 4. _____ 

and two 5. _____ 

in it.

十一 阅读短文，判断正 (T) 误 (F)。(10 分)

I have a new desk. It's green. It's big and nice. I like it. I put my storybooks on the desk. I put my pencil box on the desk. It's near my storybooks. There is a light on my desk, too. I put my schoolbag under the desk. What's in my schoolbag? An English book, a Chinese book and some notebooks. Near my schoolbag, there is a ball. Let's read a book at my desk!

(　　) 1. My desk is big, new and green.
(　　) 2. My storybooks are in my schoolbag.
(　　) 3. There is a light on my desk.
(　　) 4. My English book, Chinese book and storybooks are on the desk.
(　　) 5. My ball and my schoolbag are under the desk.

关注微信公众号“教辅资料站”获取更多学习资料

五、1. F 2. T 3. F 4. T 5. T

课时练 6 Part B Read and write ~ Let's sing

一、1. A 2. A 3. A 4. D 5. D

二、1. B

2. C **点拨：** The toys 是复数，要用 are。

3. C 4. B

5. C **点拨：** them 是宾格形式。

三、1. in 2. under 3. on

四、1. fridge; kitchen 2. bedroom

3. phone 4. sofa; living room

五、1. B 2. D 3. A 4. C 5. E

课时练 7 Part C Story time

一、(一) 1. T 2. F 3. F

(二) 2 1 5 3 4 6

二、

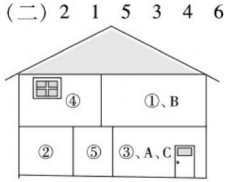

三、1. T 2. T 3. F 4. T 5. T

培优练 周末主题素养练（二）

听力材料：

一、1. Look! This is our fridge. It's in the kitchen.

2. The sofa is near the wall.

3. The phone is on the table.

4. The bed is near the window.

二、1. Hello, welcome to my home. Look, there is a pencil under the desk.

2. There is a study, a bedroom, a kitchen, a bathroom and a living room.

3. I do homework in my bedroom every day.

4. Look, it's my blue phone.

三、Mum: Amy, let's clean our rooms, OK?

Amy: OK, Mum. I can clean my study and the bedroom.

Mum: Thank you, dear. I will clean the living room, the kitchen and the bathroom.

Amy: Let's start, Mum.

答案：

一、1. in 2. near 3. on 4. near

二、1. T 2. T 3. F 4. T

三、Mum: living room, kitchen, bathroom

Amy: study, bedroom

四、1. kitchen 2. study 3. cat; near 4. it isn't

五、1. F 2. F 3. T 4. F 5. T

点拨： 此题主要是找出文中物品的具体位置，与所给题目位置进行对比，判断正确与否。

六、6 2 4 5 1 3

七、范文：

Hello, I'm Amy. This is my home. There is a living room, two bedrooms, a bathroom, a study and a kitchen in my home. Here is my study. You can see many books and a computer in it. I do homework (做作业) here. I love my home!

八、范文：

This is my study. What's in my study? One computer, one desk, one chair, one toy, some books, pictures and pens. Look! The computer is on the desk. The pictures are on the walls. I like the walls. They are yellow and green. I like my chair, too. It's red. Do you like my study?

Unit 5 Dinner's ready

课时练 1 Part A Let's talk ~ Let's survey

听力材料：

五、1. —Mike, what would you like?

—I'd like some beef and juice.

2. —Amy, what would you like?

—I'd like some bread and soup.

3. —John, what would you like?

—I'd like some rice and fish.

4. —Sarah, what would you like?

—I'd like some vegetables.

答案：

一、1. A 2. A 3. B 4. A 5. A

二、1. A **点拨：** what "什么", where "在哪里", who "谁"。此题问你想吃什么，回答我想吃些面条。

2. A

3. A **点拨：** I'd 是 I would 的缩写，I would like 意为 "我想要"，所以选 A。

4. C **点拨：** soup 是不可数名词，所以用 some 修饰。

5. C

三、1. C 2. D 3. A 4. B

四、3 2 4 1 5

听 五、1. No 2. Yes 3. Yes 4. Yes

课时练 2 Part A Let's learn ~ Let's play

一、1. beef 2. chicken 3. soup

4. vegetables 5. noodles

二、C A B D

三、1. C 2. B 3. A 4. D 5. F 6. E

方法点拨： 本题采用**关键信息检索法**，要想完成此题，需在对话中找到相应人物以及他们喜欢的食物。如：由第一幅图得知人物是 Sarah，去原文检索信息，找到 Sarah，看 Sarah 说的话 "I'd like some noodles, please."，因此第一幅图选择 C。

四、1. beef soup 牛肉汤 2. mutton soup 羊肉汤

3. chicken soup 鸡汤 4. duck soup 鸭汤

课时练 3 Part A Let's spell

一、1. C 2. B 3. B 4. B 5. B

二、1. A B F G 2. C D E

三、1. pencil 2. He 3. me 4. bed

四、red beef pen he she we

五、1. × 2. √ 3. √

培优练 周末主题素养练（一）

听力材料：

一、W: chicken beef vegetables noodles rice soup

二、Mum: It's time for dinner. What would you like, Mike?

Mike: I'd like some rice.

Mum: What about you, Wu Yifan?

Wu Yifan: I'd like some fish.

Mum: Have some bread. And drink some juice.

Mike and Wu Yifan: Thank you.

三、Zip: Welcome! What would you like for dinner?

Zoom: I'd like some fish and soup.

关注微信公众号 "教辅资料站" 获取更多学习资料

Zip: Here you are. Would you like some beef and chicken?
Zoom: I'd like some chicken. I don't like beef. Can I have some noodles?
Zip: Sorry. We have no noodles now. The fish is eight yuan, the soup is five yuan and the chicken is ten yuan. Here's the bill (账单).

答案:
一、1 6 3 4 2 5
二、2 1 3 4
三、1. B 2. B 3. B 4. A
四、1. beef 2. vegetables 3. soup 4. fish
五、1. What would you like? I'd like some vegetables.
2. What would you like? I'd like some soup.
3. What would you like? I'd like some beef.
六、1. F 2. F 3. T
七、范文:
Mike's mother: What would you like?
Mike: I'd like some beef.
John: I'd like some chicken.
Wu Yifan: I'd like some fish.
Sarah: I'd like some vegetables.

课时练 4 Part B Let's talk ~ Let's play

听力材料:
五、Mum: It's time for dinner. What's for dinner? John, would you like some chicken?
John: No, thanks. I'd like some beef noodles.
Mum: What about you, Mike?
Mike: I'd like some vegetables.
Mum: What would you like, Wu Yifan?
Wu Yifan: Some soup, please.
Mum: OK. Wait a moment.

答案:
一、1. C 2. A 3. B
二、1. C 2. A 3. C 4. B
三、1. B 2. A 3. C 4. A
四、1. D 2. B 3. C 4. A
听 五、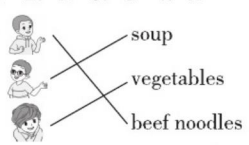

课时练 5 Part B Let's learn ~ Let's do

一、1. bowl 2. spoon 3. chopsticks
4. knife 5. fork
二、1. B 方法点拨:此题采用主谓一致法,主语是复数 specials,所以 be 动词必须是复数 are,故选 B。
2. C 3. A 4. A
5. B 点拨:根据常识,要吃面条,应该需要的餐具是筷子,故选 B。
三、1. I can use chopsticks.
2. Please pass me the fork.
3. Would you like some beef?
4. What would you like for dinner?

四、1. B 2. B 3. A 4. A 5. A 6. B

课时练 6 Part B Read and write ~ Let's sing

一、1. fruit (B E) 2. drink (D H)
3. meat (F G) 4. tableware (A C)
二、1.  (√) 2.  (√)
3.  (√) 4.  (√)
三、1. D 2. A 3. B 4. C
四、1. spoon 2. chopsticks
3. knife 4. fork

课时练 7 Part C Story time

一、(一) 勾图1、图2、图4、图5、图6、图8
(二)
1. rice; fish
2. noodles; beef
3. soup; vegetables 4. bill
二、1. F 2. F 3. F 4. F 5. T

培优练 周末主题素养练 (二)

听力材料:
一、Mike: fork spoon chopsticks bowl knife
二、Waiter: Can I help you?
Amy: Yes. I'd like some soup and beef, please. What would you like, John?
John: I'd like some noodles and chicken.
Amy: Can you use chopsticks?
John: Yes, I can.
Waiter: Anything else?
Amy: Some vegetables salad, please.
John: Oh! I like salad, too.
Waiter: OK. Wait a moment.
John and Amy: Thank you.
三、Mike: Mum, my friends will come to our home and eat dinner today.
Mum: OK. What would they like?
Mike: Er... Wu Yifan would like some noodles. Sarah would like some beef. Chen Jie would like some vegetables.
Mum: What about you?
Mike: I'd like some chicken.
Mum: OK, I know.

答案:
一、4 3 5 1 2
二、1. F 2. T 3. T
三、1—chicken 2—noodles 3—beef 4—vegetables
四、1. soup 2. chopsticks 3. knife; fork
4. vegetables; beef
五、1. C 2. B 3. B 4. C 5. C
六、范文:
Mum: Dinner's ready. What would you like, my girl?
Lily: I'd like some soup.
Mum: Would you like a spoon?
Lily: Yes. Please pass me the spoon.
Mum: Here you are.
Lily: Thanks.

Unit 6 Meet my family!

课时练 1 Part A Let's talk ~ Let's count

听力材料:
四、1. They are my dad, my mum and me.

关注微信公众号"教辅资料站"获取更多学习资料

2. My family has six people.
3. —How many people are there in your family?
—Four. My dad, my mum, my brother and me.
4. Look! I have a little puppy.

答案：

一、1. A 2. B 3. A 4. B 5. B

二、1. B **点拨：**题中 woman 指妇女。
2. A **点拨：**此题 They are 表示复数。
3. B **方法点拨：**本题用**主谓一致法**解答。此题中 My family 一般指整体时谓语动词就要用单数。
4. A **点拨：**How many 后面跟可数名词复数形式，people 本身是个集合名词，为复数形式。

三、3 2 1 4 5

听 四、4 1 2 3

方法点拨：此题用**三步两遍听音法**解答。第一步：看题、看图，弄懂题目要求和图片意思。第二步：第一遍听音，注意捕捉关键信息，边听边给图片标序号。第三步：第二遍听音，检查序号是否正确。

课时练 2 Part A Let's learn ~ Let's play

一、1. B D H L N 2. C F G K O
3. A E I J M

二、1. F 2. F 3. T 4. T 5. F

方法点拨：本题采用**图片观察法**，要想完成此题，需在图片中找到相应人物及所给出的数词。me 是关键词，由此推断 4 是 parents，5 是 sister 不是 brother，1 是 uncle，2 是 aunt，3 是 cousin。

三、1. B **点拨：**句意为“我家里有六口人”。
2. A **点拨：**This 后用 is。
3. B
4. C **方法点拨：**本题用**前后一致法**解答。后面句子的主语是 She，所以前面句子中提到的人物应是女性且为单数，故选 C。
5. C **点拨：**father's brother 指爸爸的兄弟，应该是叔叔。

四、1. Is this your sister? **点拨：**变为一般疑问句时，把 be 动词提前并大写，句号变问号。
2. Yes, it is. **点拨：**主语是 this，回答用 it。
3. No, he isn't. **点拨：**主语是 he，回答用 he。
4. 略

五、1. T 2. T 3. F 4. F 5. F

课时练 3 Part A Let's spell

一、1. A 2. A 3. B 4. C 5. B

二、1—C 2—D 3—B 4—A 5—F 6—G 7—H 8—E

三、cat puppy pet dog pill **点拨：**此题考查元音字母 a e i o u 在单词中的读音。

四、1. milk 2. cat 3. red

方法点拨：本题用**图文结合法**解答，读句子并观察图片。

五、1. D 2. C 3. B 4. A

六、1. T **点拨：**从文中“He's a teacher.”和“She's a teacher, too.”可判断。
2. F **点拨：**从文中“He's tall and thin.”可判断。
3. F **点拨：**从文中“ She likes soup.”可判断。
4. T **点拨：**从文中“He's tall and strong.”可判断。
5. F **点拨：**从文中出现的 father, mother, brother, I 可判断。

方法点拨：做判断正误题时通常用**细节理解法**。将每小题相关信息做到正确理解，就可以得到答案了。

培优练 周末主题素养练（一）

听力材料：

一、1. Look, this is my baby brother. He's cute.
2. This is my cousin.
3. There are five people in my family.
4. My family has three people.

二、 Hello, I'm Sarah. Look at these photos. These are photos of my family. Look, this is my grandfather. He's a teacher. My grandmother is a teacher, too. My father is short and fat. And my mother is very fat, too. Look, I have a baby brother. There are six people in my family.

三、 Mum, this is Lucy's family. They are her father, her mother, her brother and her. Her father is tall. Her mother is thin. Her brother Tom is strong. He is only one year old. Lucy is ten years old.

答案：

一、4 1 3 2

二、1. T 2. T 3. F 4. T 5. F

方法点拨：此题采用**关键词聆听法**，在听录音之前，先看图，结合图片给出的信息，重点在听力材料中搜寻关键词，从而完成试题。

三、1. B 2. A 3. A 4. B

方法点拨：此题采用**关键词搜寻法**，在听短文的时候，结合题目给出的信息，重点在听力材料中搜寻正确的关键词，从而完成试题。

四、1. parents 2. uncle 3. aunt
4. student/boy 5. baby brother

方法点拨：此题用**图文一致法**解答。完成此题需要抓住图片里的关键信息，填上合适的单词或短语。

五、1. —How many birds are there in the tree?
—There are two birds in the tree.
2. —How many people are there in the family?
—There are five people in the family.

六、1. D **点拨：**根据“And this is my mother.”可以推断出是在介绍家人，会用“This is...”。
2. A **点拨：**根据上一句“Welcome...”可以推断出别人欢迎自己，应该说谢谢。
3. B **点拨：**根据“Four.”可以推断出是询问“How many...?”，才会回答数字。
4. C

七、1. F 2. F 3. T 4. F 5. T

八、范文：

This is my family. My parents are teachers. My uncle is a driver. My aunt is a nurse.

课时练 4 Part B Let's talk ~ Draw and say

听力材料：

五、1. My friend is a basketball player.
2. My father is a doctor.
3. My uncle is a driver.
4. My aunt is a farmer.

答案：

一、1. B 2. A 3. A

二、1. A
2. B **点拨：**问句是询问职业，可以排除 C。从问句 mother 排除 A，He 为男他。

关注微信公众号“教辅资料站”获取更多学习资料

3. C　**点拨：** my 是形容词性物主代词“我的”，I 是人称代词主格，me 是人称代词宾格。动词后要用宾格，故选 C。

4. A　**点拨：** 从 baseball player 判断出棒球运动员看起来是强壮的比较合理。

三、1. C　2. A　3. D　4. B

四、

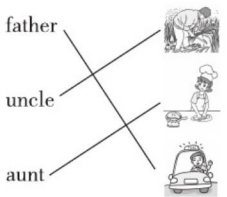

听 五、1. B　2. C　3. A　4. D

课时练 5　Part B　Let's learn ~ Let's play

一、1. driver　2. cook　3. farmer

二、1. E　2. A　3. B　4. D　5. C

方法点拨：此题用**问答结合法**解答，即做题时先通读对话，理解句意，再通过问句或答句找出相对应的句子。如第 1 小题的答句为“Yes, they are.”，其问句应是以 be 动词开头的一般疑问句，观其选项，只有选项 E 符合，再将选项 E 放入第 1 小题，意思合理，故第 1 小题选 E。

三、1. student　2. doctor　3. teacher
4. driver　5. nurse

四、1. A　2. B　3. C　4. B

课时练 6　Part B　Read and write ~ Let's sing

一、1. A　2. C　3. C　4. B　5. A

二、1. A　2. A　3. B　4. C　5. C

三、1. C　2. A　3. B　4. D

四、father; mother; uncle; aunt; cousin baby

五、1. F　2. T　3. T　4. F　5. T

课时练 7　Part C　Story time

一、(一)

	cook	driver	teacher	baseball player
father	√			
uncle		√		
grandpa			√	
Zip				√

(二) 1. 4　2. 3　3. 1　4. 2

二、(一) 1. B　**点拨：** 从短文第三句和第四句可以推断。

2. A　3. B

4. A　**点拨：** 从“That boy is Sam. He's my brother. He's a cook.”可以推断出 Sam 是 Mike 的 brother，他的职业是 cook。

5. B　**点拨：** 一般疑问句的主语要和答语一致，问句的主语是 Mike's father，所以答语中用 he 代替。

(二)

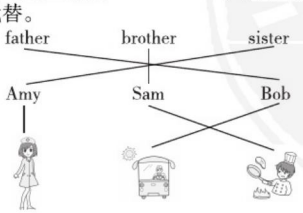

培优练　周末主题素养练（二）

听力材料：

一、Hi, Amy! Welcome to my home. Look at these photos. These are photos of my family. My father is a cook. My uncle is a taxi driver. He is strong. I'm a baseball player. My aunt is a farmer.

二、I'm Candy. This is my family. My family has five people. My father, my mother, my aunt, my uncle and me. My father is a cook. He is tall and strong. My mother is a doctor. She has long brown hair. She is very friendly. My uncle is a driver and my aunt is a farmer. I am a student. I love my family.

三、1. —Is Bob your uncle?
—Yes, he's a driver.
2. —Mike, is this your mother?
—No, she is my aunt.
3. —Who is your English teacher?
—My English teacher is Miss Brown.
4. —Is this your brother?
—Yes, he's a driver.
5. —What's your cousin's job?
—He is a football player. He is tall and strong.

答案：

一、2　4　3　1

二、father　mother　uncle　aunt



三、1. B　2. B　3. A　4. C　5. C

四、doctor; nurse; farmers; driver; cook.

五、1. C　2. B　3. C　4. A　5. B

六、**范文：**

Hi. My name is Li Hua. There are five people in my family. My father is a doctor. He is strong. My mother is a teacher. She has long hair and big eyes. My aunt is a nurse. She is beautiful. My uncle is a driver. He is friendly. I'm a student. I'm tall and thin. I have a happy family.

Recycle 2

阶段复习练　Units 4 ~ 6

一、1. B　2. A　3. C　4. C　5. C

二、1. vegetables; chicken　2. desk
3. uncle; doctor　4. sofa　5. student

三、1. 家庭成员：mother　sister　aunt
2. 食物：beef　soup　rice　chicken
3. 职业：farmer　cook
4. 房间：kitchen　living room　study

四、1. A　**点拨：** 一般疑问句的主语要和答语一致，问句主语是 this，答语主语用 it 代替。

2. B　**点拨：** My family 一般指整体时，谓语动词用单数，故选 B。

3. B　**点拨：** 根据答语“Three.”可以判断。

4. B　**点拨：** 句意为“盒子里有什么?”。

5. B

关注微信公众号“教辅资料站”获取更多学习资料

五、1. B 2. D 3. A 4. E 5. C

六、1. She is in the study.

2. How many books are there?

3. Is she your baby sister?

4. There are seven people in my family.

5. I would like some fish for lunch.

七、1. family 2. bathroom 3. singer

4. living room 5. study

八、（一）1. F **点拨：**从短文第五句“She is an English girl.”可以推断出她来自英国而不是美国。

2. T **点拨：**从短文“Her father is a doctor.”和“Her mother is a doctor, too.”两句可推断出。

3. T **点拨：**从短文第六句“She is tall and quiet.”可以推断出。

（二）1. friend；uncle

点拨：从短文第三句“I have a good friend.”可以推断出。从短文“Sarah has an uncle, John.”可以推断出。

2. four

Unit 1 基础默写卡

Part A

一、1. classroom 2. window 3. blackboard
4. light 5. picture 6. door 7. 真的
8. 距离近 9. 电视

二、1. We have a new classroom.
2. Let's go and see! 3. Where is it?
4. 这间教室里有什么？ 5. 就在窗户旁边。

Part B

一、1. teacher's desk 2. computer 3. fan
4. wall 5. floor 6. 打扫 7. 帮助

二、1. 我们打扫教室吧！ 2. 这是我的新教室。

Unit 2 基础默写卡

Part A

一、1. schoolbag 2. maths book 3. English book
4. Chinese book 5. storybook 6. 哇；呀

二、1. What's in your schoolbag?
2. An English book, a maths book and three storybooks.
3. It's black and white. 4. 我有一个新书包。
5. 把你的语文书放进你的桌子里。

Part B

一、1. candy 2. notebook 3. toy 4. key
5. 丢失 6. 非常地 7. 可爱的

二、1. What colour is it? 2. It's blue and white.
3. What's in it?
4. I have three keys, two toys and an English book in my schoolbag.
5. 打扰一下，我的书包丢了。 6. 非常感谢！

Unit 3 基础默写卡

Part A

一、1. strong 2. friendly 3. quiet 4. 他的

二、1. A Chinese friend? 2. What's his name?
3. His name is Zhang Peng. 4. Who is he?
5. I have a new friend. He is tall and strong.

Part B

一、1. hair 2. shoe 3. glasses 4. 或者
5. 正确的；对的 6. 帽子 7. 她的

二、1. He has glasses and his shoes are blue.
2. A boy or girl? 3. Is he Wu Yifan?

Unit 4 基础默写卡

Part A

一、1. bedroom 2. living room 3. study
4. kitchen 5. bathroom

二、1. I have a cat. She's cute. 2. Where is she?
3. —Is she in the living room?
—No, she isn't. She is in the kitchen.
4. 去起居室。看电视。

Part B

一、1. bed 2. phone 3. table 4. sofa
5. fridge 6. 找到 7. 他(她、它)们

二、1. Open the door, please.
2. Where are the keys?
3. —Are they on the table? —No, they aren't.
4. Look! They are in the door.

Unit 5 基础默写卡

Part A

一、1. beef 2. chicken 3. noodles 4. soup
5. vegetable 6. (中午或晚上吃的)正餐
7. 准备好

二、1. What's for dinner?
2. —What would you like?
—I'd like some soup and bread, please.
3. 晚餐准备好了！

Part B

一、1. chopsticks 2. bowl 3. fork 4. knife
5. spoon 6. 给；递 7. 试；尝试
8. 为（自己）取用

二、1. Help yourself.
2. —Would you like a knife and fork?
—No, thanks. I can use chopsticks.
3. 请把刀和叉递给我。
4. 这是今天的特色菜。
5. 请问我能用刀叉吗？

Unit 6 基础默写卡

Part A

一、1. parents 2. cousin 3. uncle 4. aunt
5. baby brother 6. 人们 7. 但是 8. 小的
9. 小狗

二、1. —How many people are there in your family, Chen Jie?
—Three.
2. My family has six people.
3. 但那只是五个。

Part B

一、1. doctor 2. cook 3. driver 4. farmer
5. nurse 6. 足球运动员 7. 工作 8. 篮球

二、1. —Is this your uncle?
—Yes, it is. He's a football player.
2. —What's your aunt's job?
—She's a nurse.

关注微信公众号“教辅资料站”获取更多学习资料

检测卷部分

Unit 1 达标检测卷

听力材料：

一、1. I can see a window.
2. This is our new classroom.
3. The fan is orange.
4. Let's clean the teacher's desk.
5. Turn off the light.

二、1. Where is the teacher's desk?
2. What colour is it?
3. What's on the desk?
4. Let me help you!
5. We have a new classroom.

三、1. There is a computer and a light on the desk.
2. There are three chairs near the door.
3. Let me clean the desk.
4. This is my new computer.
5. Let me put up the picture.

四、 This is our classroom. The door is yellow. The desks and chairs are green. The computer is black. I like my classroom.

答案：

一、1. A 2. A 3. B 4. B 5. A

二、1. A 2. B 3. B 4. A 5. A

三、2 5 1 4 3

四、门涂为黄色 书桌涂为绿色 椅子涂为绿色 电脑涂为黑色

五、1. T 2. T 3. F 4. T 5. F

六、1. classroom 2. blackboard 3. light
4. picture 5. computer

七、1. A **点拨：** let 为动词，它后面出现的人称代词要使用宾格形式，所以选择 me，它是 I 的宾格形式。
2. B **点拨：** 对于别人行动的建议，使用 OK 比较恰当。
3. B **点拨：** many 的意思是“许多”，它后面接名词的复数形式。
4. C **点拨：** 问句在询问位置，C 的回答最适当。
5. C **点拨：** desks 为复数，与 are 搭配使用。

八、D C E B A

九、1. What is in the classroom?
2. Where is the blue box?
3. Let me clean the chairs.
4. We have a new classroom.
5. The kite is on the wall.

十、1. B 2. D 3. C 4. A 5. E

十一、1. T 2. F 3. F 4. T 5. F

Unit 2 达标检测卷

听力材料：

一、1. I have one pencil in my pencil box.
2. There are two keys.
3. This is my toy.
4. Where is my maths book?
5. I have two notebooks.

二、1. What colour is your pencil box?
2. What's in your schoolbag?
3. Here is your schoolbag.
4. Where is the toy car?
5. What's that?

三、1. Put my pencil box on the book.
2. Put my book in my desk.
3. Look, the eraser is on my nose.
4. I have three books, a ruler and two pencils.
5. There are some candies and toys in my schoolbag.

四、 This is my desk. Look, my schoolbag is under the desk. My pencil box is on the desk. There is a storybook in my desk. Where is my ruler? It's in my desk, too. What's that? It's my ball under the desk.

答案：

一、1. B 2. A 3. A 4. B 5. B

二、1. B 2. B 3. A 4. A 5. B

三、2 3 5 4 1

四、书桌上：铅笔盒 书桌里：故事书、尺子
书桌下：书包、球

五、nine ice kite like bike

六、1. C 2. C 3. A 4. C 5. B

七、E D C A B

八、1. What colour is your pencil?

点拨： 针对 red 提问，所以使用 What colour。

2. What's in your desk?

点拨： 针对我书桌里拥有的东西提问，所以用 What's in. . . 。

3. Thank you so much.
4. My schoolbag is blue and white.
5. What is in your hand?

九、1. B 2. F 3. E 4. D 5. A

十、1. schoolbag 2. Chinese book.
3. maths book. 4. English book.
5. storybooks

十一、1. T **点拨：** 此题需要综合前三句的信息来判定。
2. F 3. T 4. F
5. T **点拨：** 由文章内容可知，书包在书桌下面，而球在书包附近，可推断出书包和球都在书桌下面。

Unit 3 达标检测卷

听力材料：

一、1. strong 2. shoes 3. hair 4. short 5. quiet

二、1. He's friendly. 2. He's quiet.
3. I have glasses. 4. Her shoes are white.
5. He has short black hair.

三、1. Look at this photo. The girl has long hair and big eyes.
2. Tom has blue glasses and a big mouth.

关注微信公众号“教辅资料站”获取更多学习资料

3. The tall and strong man is Amy's English teacher.
4. My sister is very quiet. She is a quiet girl.
5. I have a friend. She has short hair and big eyes.

四、1. How old is the boy?
2. Is she a quiet girl or a friendly girl?
3. Who is that man?
4. What's his name?
5. Who is that little girl?

答案：

一、1. B 2. B 3. A 4. A 5. B
二、1. A 2. B 3. B 4. B 5. A
三、1. A 2. A 3. B 4. A 5. B
四、1. B 2. A 3. B 4. B 5. B
五、1. D 2. S 3. D 4. D 5. S
六、1. D 2. B 3. C 4. D 5. B
七、1. shoes 2. glasses 3. strong
4. friendly 5. quiet
八、1. C 2. B 3. A 4. B 5. A
九、1. B 2. D 3. A 4. C 5. E
十、1. I have a good friend.
2. Amy is my friend.
3. Who is she?
4. He is a cute boy.
5. My cat is friendly.
十一、1. F 2. T 3. F 4. F 5. T

期中检测卷

听力材料：

一、1. fan 2. computer 3. door
4. classroom 5. English book
二、1. Let's clean the classroom.
2. I like the white door.
3. Where is my maths book?
4. Lily has short hair.
5. The toys are in the box.
三、1. My schoolbag is blue.
2. She has short hair.
3. Let's clean the classroom.
4. Where is my Chinese book?
5. Turn on the light.
四、1. What's in the teacher's desk?
2. What color is the toy?
3. What's her name?
4. Who is she?
5. Where is the picture?

答案：

一、4 3 5 2 1
二、1. A 2. A 3. B 4. B 5. A
三、1. A 2. A 3. B 4. B 5. A
四、1. C 2. A 3. C 4. B 5. A
五、1. C 2. A 3. C 4. B 5. B
六、1. S 2. S 3. D 4. S 5. S
七、1. computer 2. glasses
3. English book 4. fan 5. desk
八、1. A 2. B 3. C 4. A 5. B
九、1. C 2. A 3. B 4. E 5. D
十、1. What colour is it?
2. I have a new friend.
3. It's near the window.
4. Let's clean the classroom.
5. What's in your desk?
十一、1. B 2. C 3. D 4. A 5. E
十二、1. F 2. T 3. T 4. F 5. T

Unit 4 达标检测卷

听力材料：

一、1. This is my study.
2. Look! The cat is in the kitchen.
3. My glasses are on the table.
4. Go to the bathroom. Take a shower.
5. She is in the study.
二、1. This is my bedroom.
2. The cat is in the kitchen.
3. Amy is in her study.
4. My father is in the living room.
5. This is a bathroom.
三、1. Are they near the phone?
2. Where is my sister?
3. Is it in the bedroom?
4. What can you see in my house?
5. Where is the cute cat?
四、1. Amy is in her study.
2. The sofa is near a desk.
3. The cat is under the table.
4. Zhang Peng is near the fridge.
5. My father is in the bathroom.

答案：

一、1. B 2. B 3. C 4. C 5. A
二、2 5 1 3 4
三、1. C 2. A 3. A 4. C 5. A
四、1. T 2. F 3. F 4. T 5. F
五、1. S 2. D 3. S 4. D 5. D
六、1. study 2. phone 3. living room
4. bathroom 5. sofa
七、1. B 2. C 3. A 4. B 5. B
八、1. E 2. D 3. A 4. C 5. B
九、1. She is in the living room.
2. Where are the keys?
3. It has a blue bed.
4. Those are not my glasses.
5. They are in the door.
十、1. C 2. A 3. B 4. E 5. D
十一、1. T 2. F 3. F 4. F 5. T

Unit 5 达标检测卷

听力材料：

一、1. vegetables 2. beef 3. soup
4. chopsticks 5. fork

关注微信公众号“教辅资料站”获取更多学习资料

二、1. What would you like?
2. Would you like some rice?
3. Can I have a knife and fork?
4. Dinner's ready. Help yourself!
5. Can I have some beef?

三、1. Pass me the knife.
2. Cut the vegetables.
3. Use the spoon.
4. Let's try it.
5. Pass me the bowl.
6. Use the fork.

四、 Hello! My name is Zhang Peng. I like noodles and milk. Mike is my friend. He likes rice, noodles and chicken. Chen Jie and Amy like vegetables and soup. John likes beef, meat and milk.

答案:

一、1. A 2. A 3. A 4. B 5. B
二、1. A 2. A 3. B 4. A 5. A
三、4 5 1 3 2 6
四、Zhang Peng: noodles, milk
Mike: rice, noodles, chicken
Chen Jie: soup, vegetables
Amy: soup, vegetables
John: beef, meat, milk
五、1. F 2. F 3. T 4. T 5. T
六、1. J, A, C 2. H, B 3. I, G, E 4. F, D
七、1. A 2. B 3. A 4. C 5. B
八、1. C 2. A/D 3. E 4. B 5. D/A
九、1. Would you like 2. can't 3. What would you
4. I'd like some rice and beef.
5. noodles; chopsticks; beef; knife; fork; soup; spoon
十、1. C 2. D 3. A 4. B
十一、1. F 2. T 3. F 4. F

Unit 6 达标检测卷

听力材料:

一、1. She's a nurse.
2. My cousin is a teacher.
3. My uncle is a doctor.
4. My brother is a driver.
5. He is a farmer.

二、1. —What is her grandpa's job?
—He is a farmer.
2. —Is your brother a football player?
—No, he is a basketball player.
3. My aunt is a doctor. She is friendly.
4. —What's your mother's job?
—She is a teacher.
5. —Is your father a cook?
—Yes, he is.

三、1. Is this your uncle?
2. What's her job?
3. How many people are there in your family?
4. Is your sister a nurse?
5. What's your father's job?

四、 Hello, I'm Tom. I'm 13 years old. My father is a driver and he likes cars very much. My mother is a nurse. She is thin and she has big eyes. She is beautiful. I have a baby sister. She is very cute. I love my family very much.

答案:

一、5 2 4 3 1
二、1. T 2. F 3. T 4. T 5. T
三、1. C 2. A 3. B 4. A 5. A
四、1. B 2. A 3. C 4. B 5. C
五、1. C 2. A 3. B 4. B 5. A
六、1. C 2. A 3. B 4. B 5. C
七、1. driver 2. nurse 3. doctor
4. farmer 5. cook
八、1. B people **点拨:** people 是一个集合名词,本身是复数形式。
2. C cook **点拨:** cooker 是厨具,句子的主语是 she,所以是厨师 cook。
3. B John's **点拨:** John 的 uncle,应用名词所有格形式,人名后应该加 's。
4. C on **点拨:** 是树上本身的花、果、枝用 on。
5. B has **点拨:** 主语 Her family 指整体时,谓语动词用单数。
九、1 4 3 2 5
十、1. F 2. E 3. G 4. D 5. B
十一、1. F 2. F 3. T 4. F 5. F

期末检测卷

听力材料:

一、1. light 2. English book 3. blue glasses
4. spoon 5. bathroom

二、1. I have a friend. She is friendly.
2. Cut the vegetables.
3. —What's in your schoolbag?
—Some books and candies.
4. Go to the bathroom and take a shower.
5. —What's his job?
—He's a farmer.

三、1. My bag is under the chair.
2. We have a new room.
3. What colour is it?
4. Are they on the table?
5. My uncle is a driver.

四、1. What's her name?
2. What can you do in the study?
3. Is she your aunt?
4. What would you like to eat?
5. What's her job?

答案:

一、1. A 2. A 3. A 4. A 5. B
二、5 2 3 4 1
三、1. A 2. A 3. B 4. A 5. B
四、1. A 2. C 3. B 4. A 5. A
五、1. T 2. T 3. F 4. F 5. T
六、1. B 2. A 3. C 4. C 5. C
七、1. B 2. A 3. B 4. A 5. A
八、1. B 2. E 3. C 4. D 5. A
九、1. vegetables 2. study 3. shoes
4. computer 5. bedroom
十、1. C 2. A 3. B 4. E 5. D
十一、1. T 2. F 3. T 4. T 5. F

关注微信公众号"教辅资料站"获取更多学习资料

荣德基 主编

典中点

综合应用创新题 典中点

一本在做题中教会你学习方法的书

名师划重点



四年级 英语

上（PEP版）

关注微信公众号“教辅资料站”获取更多学习资料



目录 contents

Unit 1 My classroom

Part A …… 78

Part B …… 80

Unit 2 My schoolbag

Part A …… 83

Part B …… 85

Unit 3 My friends

Part A …… 88

Part B …… 90

Unit 4 My home

Part A …… 93

Part B …… 95

Unit 5 Dinner's ready

Part A …… 98

Part B …… 100

Unit 6 Meet my family!

Part A …… 103

Part B …… 105

关注微信公众号“教辅资料站”获取更多学习资料

Unit 1 My classroom

★ 单元知识导图

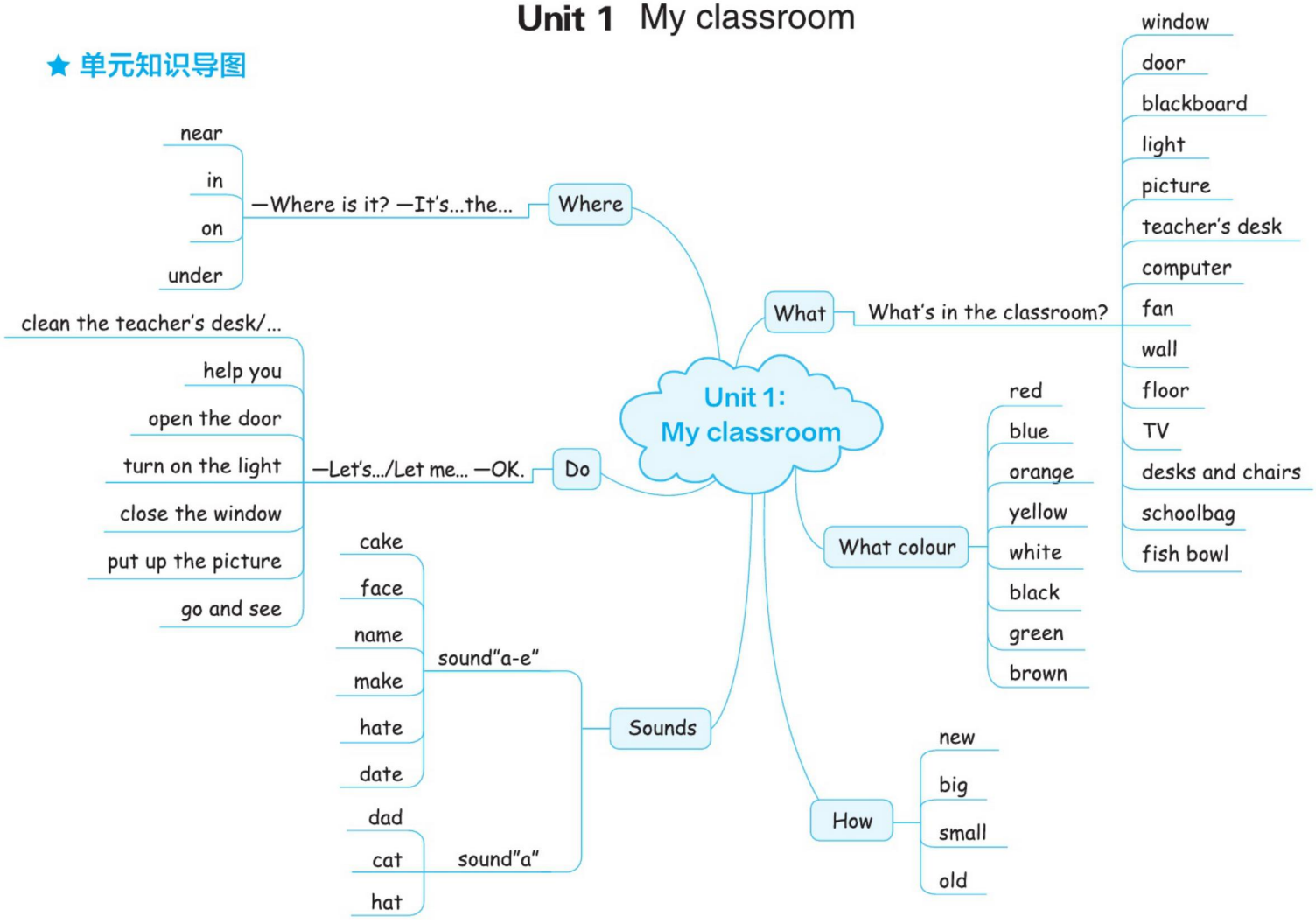

关注微信公众号“教辅资料站”获取更多习资料

Part A

考点直通车

扫码听读

一、我要掌握的词汇

1.  classroom 教室

2.  window 窗户

3.  blackboard 黑板

4.  light 电灯

5.  picture 图画

6.  door 门

加法记忆法：英语中有些单词是由两个单词相加得来的，也就是说两个单词可以合成一个新词，如：class（班级）＋room（房间）＝classroom（教室）；black（黑色的）＋board（木板）＝blackboard（黑板）。

二、我要掌握的句型

1. We have a new classroom. 我们有间新教室。
2. Let's go and see! 我们去看看吧！
3. —Where is it? 它在哪儿？
   —It's near the window. 就在窗户旁边。

翻译达人秀

课文朗读

Let's talk

原 文	译 文
Sarah: Hey, Zhang Peng. We have a new classroom.	萨拉：嘿，张鹏。我们有间新教室。
Zhang Peng: Really? What's in the classroom?	张鹏：真的吗？教室里面有什么？
Sarah: Let's go and see!	萨拉：我们去看看吧！

关注微信公众号“教辅资料站”获取更多学习资料

Zhang Peng: It's so big!	张鹏：它好大！
Sarah: Look! My picture!	萨拉：看！我的图画！
Zhang Peng: Where is it?	张鹏：它在哪儿？
Sarah: It's near the window.	萨拉：就在窗户旁边。

Let's play

原 文	译 文
Sarah: I see a "c".	萨拉：我看见一个"c"。
Wu Yifan: Where is it?	吴一凡：它在哪儿？
Sarah: It's in a desk.	萨拉：它在书桌里面。
Wu Yifan: It's a crayon.	吴一凡：它是一只蜡笔。

考点突破营

1. We have a new classroom. 我们有间新教室。

   此句是描述某人有某物的句型，其中 have 是动词，意为"有，拥有"，第三人称单数是 has。当主语为第三人称单数时，谓语动词就用 has。

   句型结构：主语 + have/has + 名词.

   例句：She has a new schoolbag. 她有一个新书包。

2. 提建议的句型：Let's + 动词原形 + 其他.

   let's 是 let us 的缩写形式，us 是宾格。

   例句：Let's go home. 让我们回家吧。

   易错点提示 Let's 后接动词原形。

3. —Where is it? 它在哪儿？

   —It's near the window. 就在窗户旁边。

   问句：Where + be 动词（is/are） + 物品? 询问物品在哪里。

   答语：主语（名词/代词） + be 动词（is/are） + 介词短语 + 其他.

   例句：—Where is your picture? 你的图画在哪里？

   —It's near the window. 它在窗户旁边。

关注微信公众号"教辅资料站"获取更多学习资料

Part B

考点直通车

扫码听读

一、我要掌握的词汇

1.  teacher's desk 讲台

2.  computer 计算机

3.  fan 风扇

4.  wall 墙壁

5.  floor 地板

二、我要掌握的句型

1. Let me clean the teacher's desk. 让我来擦讲台。
2. This is my classroom. 这是我的教室。
3. The door is yellow. 门是黄色的。

翻译达人秀

课文朗读

Let's talk

原 文	译 文
Wu Yifan: Let's clean the classroom!	吴一凡：我们来打扫教室吧！
John: OK.	约翰：好的。
Wu Yifan: Let me clean the teacher's desk.	吴一凡：我来擦讲台。
John: Let me clean the windows.	约翰：我来擦窗户。
Zhang Peng: Let me help you.	张鹏：让我帮你吧。
Mike: Thank you.	迈克：谢谢。

Let's play

原 文	译 文
John: Let's clean the classroom!	约翰：我们来打扫教室吧！

关注微信公众号“教辅资料站”获取更多学习资料

Amy: OK.	艾米：好的。
John: Let me clean the teacher's desk.	约翰：让我来擦讲台吧。
Amy: Let me clean the blackboard.	艾米：让我来擦黑板吧。

考点突破营

1. Let me clean the teacher's desk. 让我来擦讲台。

句型：Let me...表达“让我……”。Let's...是“让我们……”，包括对方在内。

例句：Let me clean the door. 让我擦门吧。Let's clean the door. 让我们擦门吧。

易错点提示 teacher's desk 不要写成 teachers' desk。

2. This is my classroom. 这是我的教室。

介绍他人或物应该用“This is ...”句型，表示“这是……”。this 是指示代词，通常指空间上距离我们较近的事物，表示“这，这个”。

例句：This is Yao Ming. 这是姚明。

This is my new classroom. 这是我的新教室。

拓展：如果想指代空间上距离我们较远的事物，可以用“that”。

例句：That is my father. 那是我的爸爸。

3. The door is yellow. 门是黄色的。

这是一个介绍物体颜色的句型，其结构是“主语 + be 动词 + 颜色词”其中 be 动词要随着主语人称和数的变化而变化。当主语是复数形式时，be 动词用复数形式 are。如果主语是单数，be 动词就用单数形式 is。

例句：The desks are green. 书桌是绿色的。

The computer is black. 电脑是黑色的。

英美文化角

美国的小学教室

美国小学教室的布局和我们的有很大不同。他们的教室大多数都没 window，只有一扇 door。这样可以充分发挥 wall 的作用。wall 上总是贴满五颜六色的 pictures。

Desks and chairs 的摆放更是各式各样，有的摆成半圆形，并朝着一个方向，有的摆成几个圆形。每间 classroom 的桌椅都是按照教学要求或学生的喜好来摆放的，总能给人带来轻松、舒适的感觉。

关注微信公众号“教辅资料站”获取更多学习资料

Unit 2 My schoolbag

★ 单元知识导图

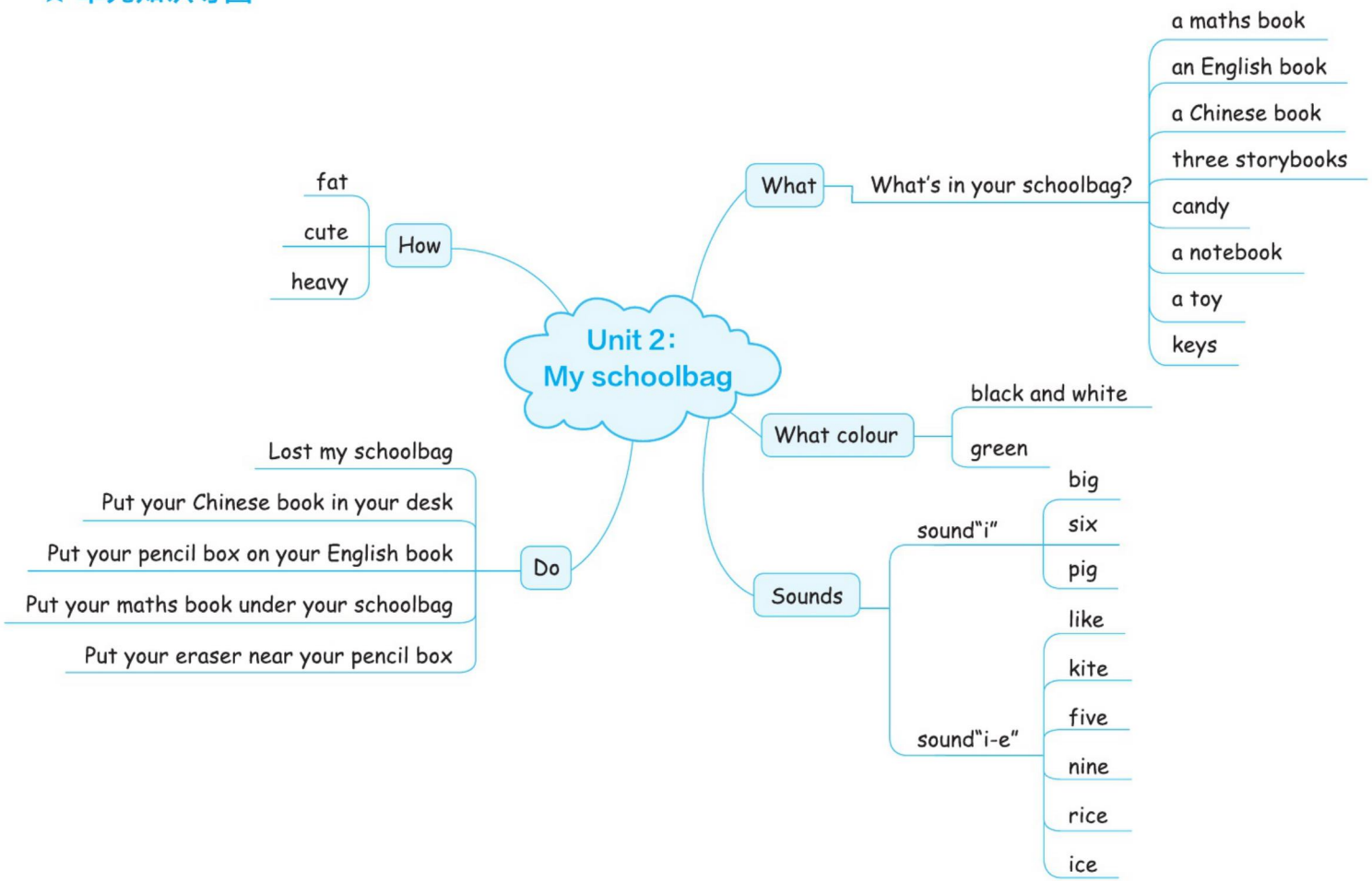

关注微信公众号"教辅资料站"获取更多学习资料

Part A

考点直通车

扫码听读

一、我要掌握的词汇

1.  schoolbag 书包

2. 

maths book 数学书

3. 

English book 英语书

4. 

Chinese book 语文书

5. 

storybook 故事书

二、我要掌握的句型

—What's in your schoolbag?

你书包里面有什么？

—An English book, a maths book, three storybooks and...

一本英语书，一本数学书，三本故事书和……

翻译达人秀

课文朗读

Let's talk

原 文	译 文
Amy: Hi, Chen Jie. I have a new schoolbag.	艾米：嗨，陈杰。我有一个新书包。
Chen Jie: Really?	陈杰：真的吗？
Amy: Look! It's black and white.	艾米：看！它是黑白色相间的。
Chen Jie: Wow! It's a panda!	陈杰：哇！它是一只熊猫！
Chen Jie: What's in your schoolbag?	陈杰：你书包里面有什么？
Amy: An English book, a maths book, three storybooks and...	艾米：一本英语书，一本数学书，三本故事书和……
Chen Jie: It's a fat panda!	陈杰：它是一只胖乎乎的熊猫！

关注微信公众号“教辅资料站”获取更多学习资料

Let's play

原 文	译 文
Zhang Peng: What's in your hand?	张鹏：你的手里面有什么东西？
Sarah: Guess.	萨拉：猜一猜。
Zhang Peng: A pencil?	张鹏：一支铅笔吗？
Sarah: No.	萨拉：不是。
Zhang Peng: A ruler?	张鹏：一把尺子吗？
Sarah: No. It's an eraser.	萨拉：不是，是一块橡皮擦。

考点突破营

1. —What's in your schoolbag? 你书包里面有什么？

   —An English book, a maths book, three storybooks and...

   一本英语书，一本数学书，三本故事书和……

   问句是 what 引导的特殊疑问句，询问哪里有什么。what's 是 what is 的缩写形式。

   问句：What's + 介词短语？

   答语：物品名词.（当要列举很多物品时，通常在最后一个物品前加 and）

   例句：—What's in your pencil box? 你的铅笔盒里有什么？

   —A pencil and two pens. 一支铅笔和两支钢笔。

   —What's on your desk? 你的书桌上有什么？

   —Three books. 三本书。

   易错点提示 schoolbag 和 storybook 是合在一起的，maths book，English book 和 Chinese book 是分开的。

2. 名词的单复数

   单数名词前要加 a 或者 an 表示“一（个，件……）”，复数名词前不加 a 或者 an，但要把名词变成复数形式，名词的复数形式一般是在词尾加-s。例如：a book 一本书；an egg 一个鸡蛋；three toys 三个玩具。

   易错点提示 ①a 用在以辅音音素开头的单词或字母前；an 用在以元音音素开头的单词或字母前。

   ②以 s, x, sh, ch 结尾的名词在结尾加 -es, 例如：box—boxes; 以辅音字母 +y 结尾的名词，变 y 为 i 加 -es, 例如：candy—candies。

关注微信公众号“教辅资料站”获取更多学习资料

Part B

考点直通车

扫码听读

一、我要掌握的词汇

1.  candy 糖果

2.  notebook 笔记本

3.  toy 玩具

4.  key 钥匙

二、我要掌握的句型

1. —What colour is it? 它是什么颜色的？
   —It's blue and white. 是蓝白色的。
2. Thank you so much! 非常感谢！

翻译达人秀

课文朗读

Let's talk

原 文	译 文
Zhang Peng: Excuse me. I lost my schoolbag.	张鹏：打扰一下。我丢了书包。
Miss White: What colour is it?	怀特老师：它是什么颜色的？
Zhang Peng: It's blue and white.	张鹏：是蓝白色的。
Miss White: OK. What's in it?	怀特老师：好的。里面有什么？
Zhang Peng: An English book, two toys and a notebook.	张鹏：一本英语书、两个玩具和一个笔记本。
Miss White: Here it is!	怀特老师：它在这里！
Zhang Peng: Thank you so much!	张鹏：非常感谢！

Let's play

原 文	译 文
Sarah: I have a new book.	萨拉：我有一本新书。

关注微信公众号“教辅资料站”获取更多学习资料

Wu Yifan: What colour is it?	吴一凡：它是什么颜色的？
Sarah: It's blue.	萨拉：它是蓝色的。
Wu Yifan: It's a maths book.	吴一凡：它是一本数学书。

考点突破营

1. Excuse me 和 Sorry 的区别

Excuse me	通常在打扰别人或要打断别人谈话或要引起别人注意之前使用。	—Excuse me. Are you Mr. Wang? 打扰一下，你是王先生吗？ —No, I'm not. 不，我不是。 —Oh, I'm sorry. 哦，对不起。
Sorry	在说了或做了可能令人不悦的事情之后使用，表示歉意。	

2. 询问物品颜色的句型：What colour is + 某物? What's 是 What is 的缩写形式。
   答语：It's + 颜色单词. It's 是 It is 的缩写形式。
   例句：—What colour is your schoolbag? 你的书包是什么颜色？
   —It's blue. 是蓝色的。
3. 记住下列词语的复数形式
   candy→candies，toy→toys，key→keys。
4. Thank you so much! 非常感谢！
   感谢某人常说“Thank you.”或“Thanks.”，但为了表示更深的谢意，后面常加 a lot，very much 或 so much。答语常用“You're welcome.”或“That's all right.”等。

英美文化角

最早的计算机（computer）

最早的计算机诞生于 1946 年的美国，是毛琪利与爱克特发明的。这部计算机使用真空管来处理讯号，所以体积庞大（占满一个房间）、耗电量高（使用时全镇的人都知道，因为家家户户的电灯都变暗了！），而且记忆容量又非常低（只有 100 多个字），但是，却已经是人类科技的一大进展。而我们通常把这种使用真空管的计算机称为第一代计算机。

关注微信公众号“教辅资料站”获取更多学习资料

荣德基教育微官网

关注荣德基教育微官网，获取海量学习资源。

荣德基教育微官网：http://www.rongdeji.cn

荣德基天猫旗舰店：http://rongdeji.tmall.com

客服热线：182 1039 5892



责任编辑：刘　军

封面设计：典点瑞泰

听 免费听力下载

小 荣德基小学频道

ISBN 978-7-5383-7961-7

08>

9 787538 579617

定价：40.90元

关注微信公众号“教辅资料站”获取更多学习资料